

- All steel shall be Fe500 N/mm².
- Fix Reinforcement shown as shown in Drw's. The type and grade of Bar's indication, The Numerical following indicates size of bar's in millimeters.
- All Reinforcement to be firmly supported on approved chairs generally at not greater than 1000mm in both ways.
- All bars to be tied at intersections.
- Length of Reinforcement Bar's indicated on the Drw's are for the straightened out of shape.
- Where lap length not shown for main bars &/or cross rebars, is shall be considered as 50x dia of smaller bar of two bars in lap.
- Anchorage length if not specified in Drw's, shall be considered as 50x dia of smaller bar.
- In any case welding shall not be permitted in case other then specified on Drw's.
- Reinforcement shall not be continuous through contraction,expansion joint & through shrinkage and thermal strips if any.

As per IS Code 456-2000
Overlapping length should not be less than 75mm.
Lapping should be avoided in tensile zone of structure members.
Overlapping length of Reinf. Column: 48d
Beam: 50d
Slab: 50d

*****CONCRETE STRUCTURE*****

- Shall meet all the requirements of IS - 456:2000 code.
- All procedure i.e bending, binding, centering, shuttering, formworks,lap, joints etc. to confirm with latest IS standards mechanically vibrate all concrete.
- Concrete mix design shall be a design mix in compliance with IS-10262-1982, based on 28days characteristic strength.
- Water to be used in concrete work should be clean & free from injurious oil's, acid's, alkalis, salt's, sugar, organic materials & other substances may be deleterious to the concrete or steel.
- Admixture : Accelerating Admixture, Retarding Admixture's, Water reducing admixture air entering admixture & super plasticizer shall comply with IS:9103-1999
- Workability of concrete shall be measured in accordance with IS:1199-1959/99.
- Durability of concrete shall be as per clause no - 8.1 & clause no - 8.2 of IS - 456:2000.
- Mini 6 Nos of concrete cubes shall be taken on each day of the concreting and or each of 50Cu.M of concrete as decided by consultant these cubes shall be tested in a approved lab only.
- Any discrepancy found between Drw's and any one of the documents mentioned i.e relevant architect Drw's, services Drw's tender conditions,material & workmanship specification & any such written instruction - shall be brought to notice of the consultant prior to the execution of the work, & proper clarification shall be sought regarding the same.
- Only Drw's issued by HRK_Designs Structure Consultants India Pvt.Ltd printed on paper & stamped shall be termed as a valid for the following them for execution Drw's on any other media, including on the floppy/hard disk,CD's. shall be treated as only for the information,& shall not be used as a valid for execution.
- While executing the Structure other Drw's shall also be referred.
 - (a) Size & location of all doors & windows openings.
 - (b) Size & location of all interior & exterior non bearing partition walls.
 - (c) Depressed areas change in LVL, chamfer's, grooves, insert's etc.
 - (d) Dimension not shown on structure Drw's.
 - (e) Size of openings like doors, windows & ventilators.
 - (f) Refer to plumbing,electrical,mechanical Drw's for the following work item's.
- During concreting proper water/cement (W/C) ratio shall be maintained & check for slump test as well. proper workability of concrete shall be achieved, Needle vibrator shall be used while concreting.
- During site execution when Reinforcement bars for toilets are to be placed shall be checked in a manner it should properly shall be aligned with the dimensions & overlapping shall be done as per detailed Drw's and specification.
- During or while on going construction if or any as per site situations changes are required shall be immediately brought under Architect/team's under notice & same shall be brought under HRK_Designs Structure Consultants India Pvt.Ltd Team's under written notice.
- Drawings issued & signed shall be finally considered for the execution any other format of Drw's in any manner like floppy disk, compact disk or any other means data shall be considered only for study purposes shall not be considered final for the execution.

GENERAL NOTES

- 1 - CONTRACTOR/EXECUTION TEAM CHECK DIMENSIONS & VERIFY BEFORE THE EXECUTION OF WORK.
- 2 - FIGURES & DIMENSIONS TO BE FOLLOWED.
- 3 - ALL DIMENSIONS ARE FEET'S & INCH'S UNTIL & UNLESS SPECIFIED.
- 4 - ALL REINFORCEMENT FOR RCC SHALL BE TMT BARS OF GRADE Fe 300 & ABOVE ONLY AS SPECIFIED IN IS:1786.
- 5 - ALL RCC CONCRETE SHALL BE AS PER IS - 456.
- 6 - CLEAR COVER SHOULD BE AS PER FOLLOWING SPECIFIED
(A) SLAB - 20mm (B) BEAMS TOP & BOTTOM- 30MM (C) BEAM SIDES - 25mm (D) - COLUMNS - 40mm (E) - FOOTINGS (Sides) - 50mm.
- 7 - WATER USED FOR CONCRETING SHALL MEET CL - 5.4 IS - 456.
- 8 - DEVELOPMENT LENGTH SHALL BE 48D (D - DIA OF BAR IN mm).

CODES USED FOR DESIGNING

- IS : 456 - INDIAN STANDARD CODE OF PRACTICE FOR PLAN & REINFORCED CONCRETE
- IS : 800-2007 - INDIAN STANDARD CODE OF PRACTICE FOR GENERAL CONSTRUCTION IN STEEL
- IS : 801-1975 - INDIAN STANDARD CODE OF PRACTICE FOR USE OF COLD FORMED LIGHT GAUGE STEEL STRUCTURAL MEMBERS IN GENERAL BUILDING CONSTRUCTION
- IS : 875-1987 - PART (I, 11, 111, & V) - INDIAN STANDARD CODE OF PRACTICE FOR DESIGN LOADS
- IS : 1893-2002 - INDIAN STANDARD CODE OF PRACTICE FOR EARTHQUAKE RESISTANCE DESIGN OF STRUCTURE

APPROVAL	
TENDER	
G.F.C	<input checked="" type="checkbox"/>
DOCUMENT	

SHEET - A GENERAL LAW'S

KUMAR CHHAPARRAJI

SHEET TITLE	GOOD FOR CONSTRUCTION	PROJECT BY:-
Drw No	LIST OF CONTENT	VGA Architect Studio
Drw - 1	Reinforcement Details As Per IS : 456	ATS Advantage Phase 2, Ahinsa Khand 1 Indrapuram Ghaziabad Uttar Pradesh 201010
Drw - 2	Concrete Law's	
Drw - 3	General Law's	

CHK	DRW	HRK_Designs Structure Consultants
AKA	PH	India PVT.LTD
HRKD/GFC/10/21/22		India's Leading
HRKD/13/10/21/2022		Structure + MEP Consultants
		Varanasi Road TPO Ghat
		Sevati Vaidodia - 390011
		www.hrkdsgns.in
		namaste@hrkdsgns.in
		+91-9380 930 347

INDEX

S-1	Plot line Details
S-2-3	Boundary Col's Details
S-4-7	Center line Details
S-8-12	Footings CL Details
S-13-15	Col's & Ped's C/S Details
S-16-17	Stub Col's Details
S-18	PB Details
S-19-21	GF Beam & Slab Details
S-22-24	FF Beam & Slab Details
S-25-28	SF Beam & Slab Details
S-29-30	3F Beam & Slab Details
S-31-32	Center line Details
S-33-35	4F Beam & Slab Details
S-36-38	5F Beam & Slab Details

*****General Notes*****

- During Excavation if Black Cotton Soil/Loose Soil/Gravels Soil /Soft Soil/ Clay Soil is found then it should be immediately brought under Architect/Structure Team(s) Notice immediately.

Both Coarse Aggregate & Fine Aggregate shall be locally brought after specifically meeting IS Standards

Nominal size of Coarse aggregate or Black Stones or Kapchi used for Concreting should not be more than 20 to 25mm else it should be brought under notice before usage

Fine Aggregate shall be proper dry yellow silt sand having sharp edges, free from earth, silt, clay & organic vegetables

Density of Aggregate shall be 2000Kg/M3 to 3000Kg/M3

Concreting for Footings Foundation & Pedestals should be permitted only after through surface cleaning

Concreting for Plinth Beams should be permitted only after through Surface cleaning

Concreting for Slab & Slab Beams should be permitted only after through Surface cleaning & Preparation of proper tools & Mechanism for lifting at particular location

Needle Vibrator shall be used thoroughly for the Concrete compaction purposes. So that no honey combing is observed after concreting

Water used for mixing should be clean, free from oils, Acid, Alkalis, Salt's, Sugar, organic matters.

Water/Cement (W/C) ratio should be used as per the specified ratio & usage

No admixture's or Chemical should be used for concreting without any prior notice to Architect/Structure Consultants & Conceting Agency

Mini 6No's of Concrete cube's should be taken for Testing purposes.

Strength of Concrete should be taken in consideration on 28th Day of concreting.

Curing Should be done mini 3times in 1day

Any changes as per the site conditions & Situations should be immediately brought under Architect/Structure Consultants Teams Notice prior to the work otherwise, it wont be Architect/Structure Team's responsibility

For any Size & Location of Door's, Window's Ventilator's, Water Pipelines, Sewage Pipes Exterior Connections Details Architect Drawing's shall be considered final

For any Structure Drawings & clarification Structure team should be brought under notice

Tender Conditions to Material Technical Specification & Requirements should meet as per Architect and Client's need

Concrete shall meet all the requirements as per IS 456:2000 Code

- Form work for the following should be removed as per following

Footings foundation - 14 days

Pedestals - 7Days

Columns - 7Days

Plinth Beams - (Sides) - 7Days, Slab - (Sides) - 7Days

Slab Beams - (Sides) - 14Days, Slab - (Bottom) - 14Days

Slab Beams - (Bottom) - 21Days

Grade of Concrete as per Usage

- Slab - M:20 (1:2:4)
- Columns - M:25 (1:1.5:3)
- Beams - M:25 (1:1.5:3)
- Footings - M:25 (1:1.5:3)
- Foundation-M:25 (1:1.5:3)
- Pedestals M:25 (1:1.5:3)

SHEET - B GENERAL LAW'S & SPECIFICATIONS		KUMAR CHHAPARRAJI	
SHEET TITLE	GOOD FOR CONSTRUCTION	PROJECT BY:-	VGA Architect Studio
Drw No	LIST OF CONTENT	AT'S Advantage Phase 2, Ahinsa Khand 1 Indrapuram Ghaziabad Uttar Pradesh 201010	
Drw - 1	INDEX		
Drw - 2	GENERAL STRUCTURE		
Drw - 3	GRADE OF CONCRETE		

- INDICATES HIGHER DIA BARS
- INDICATES SMALLER DIA BARS

APPROVAL	
TENDER	
G.F.C	
DOCUMENT	<input checked="" type="checkbox"/>

GENERAL NOTES

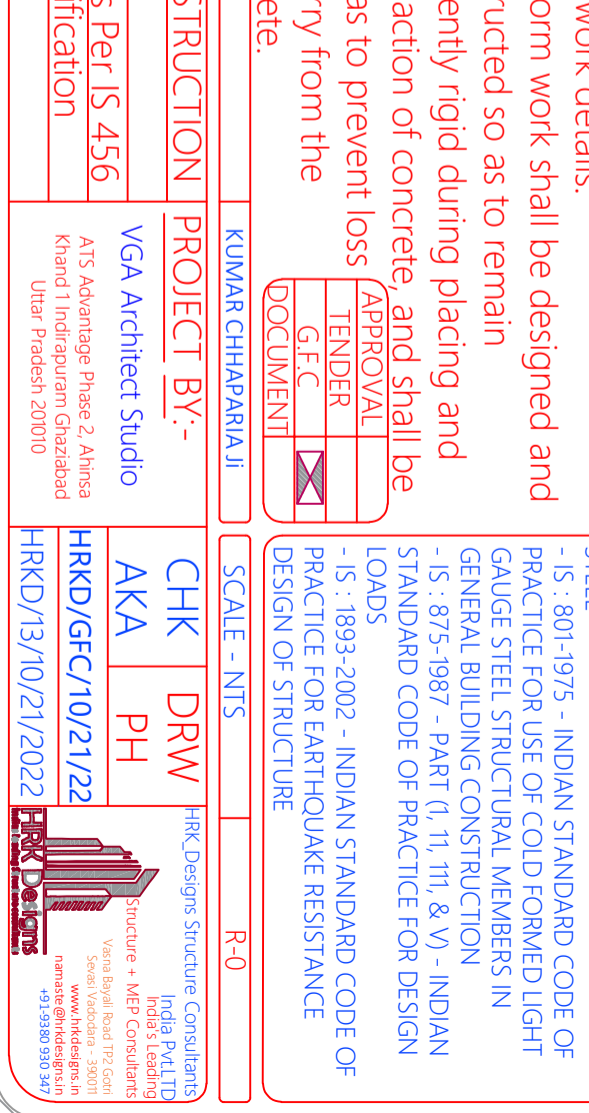
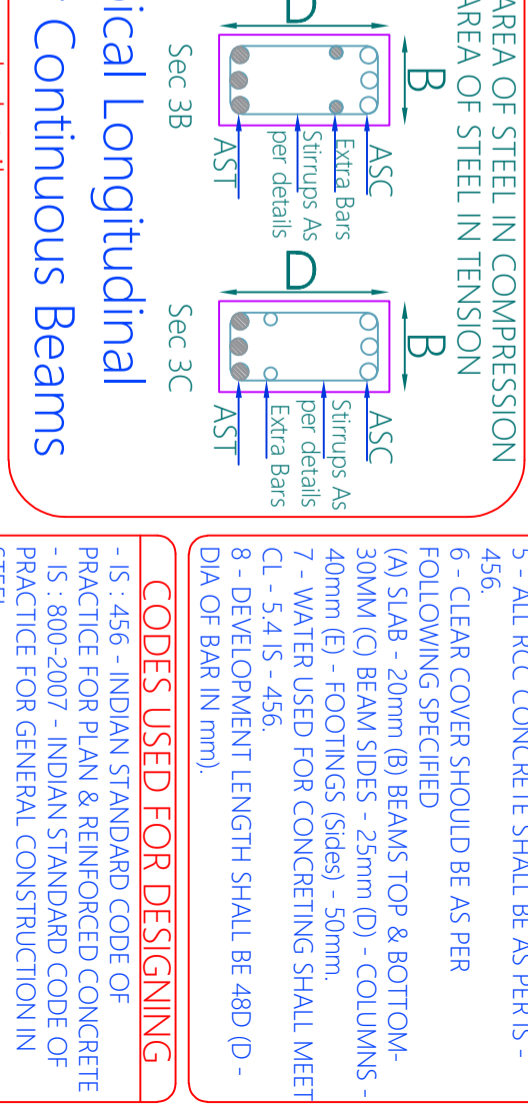
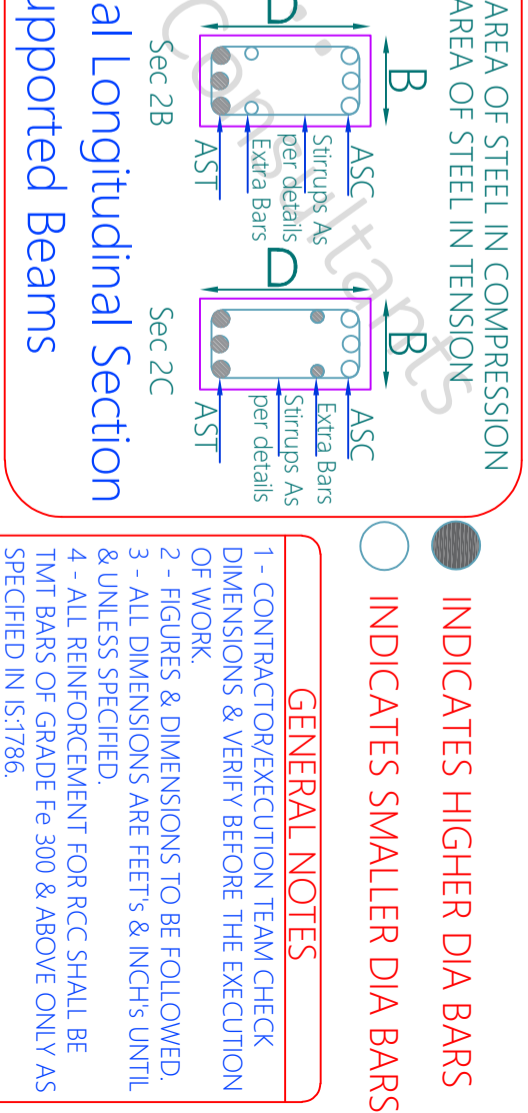
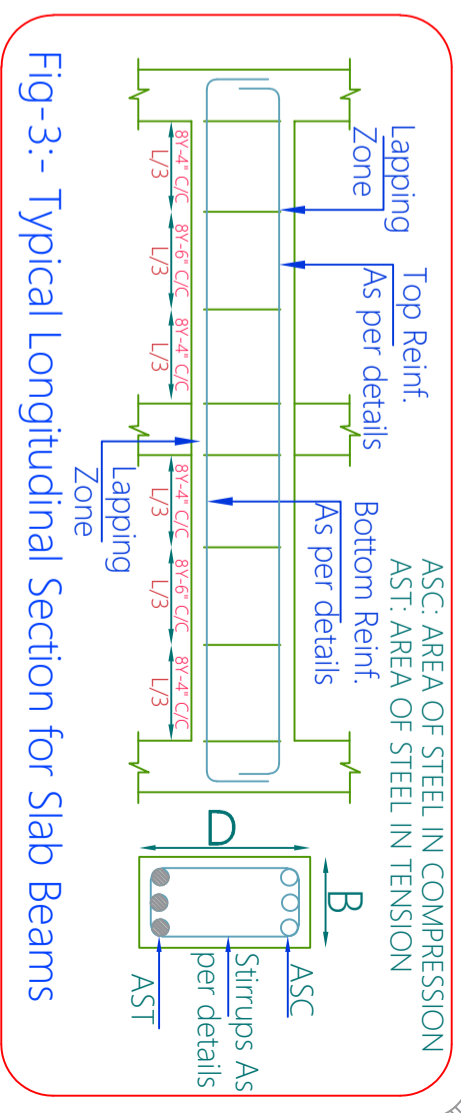
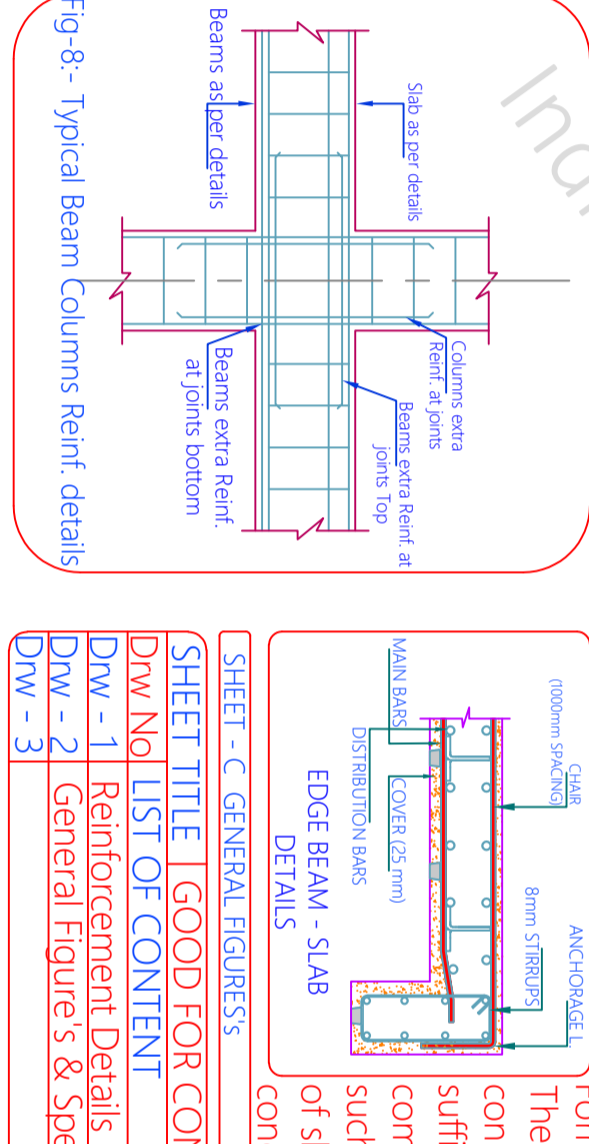
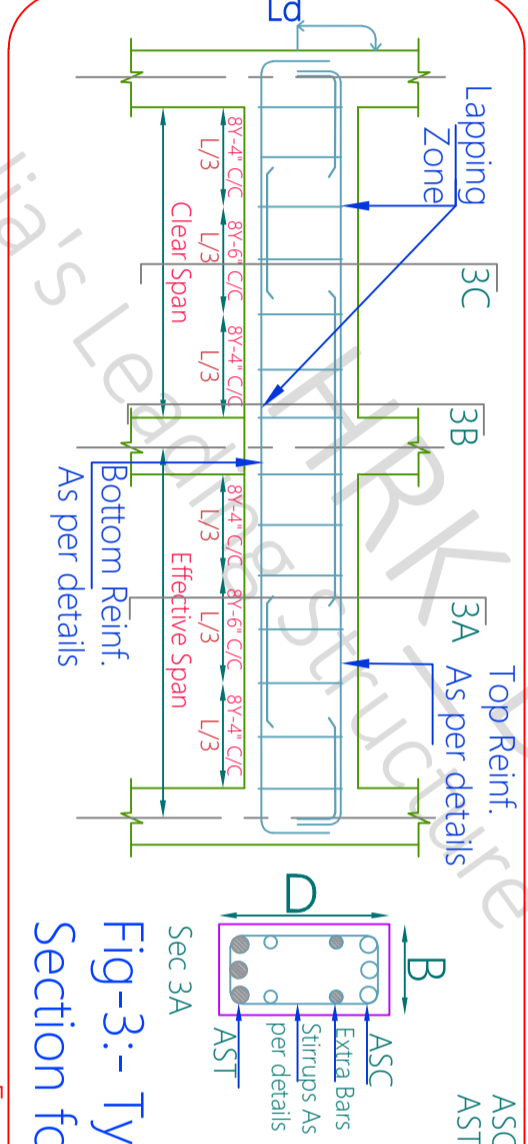
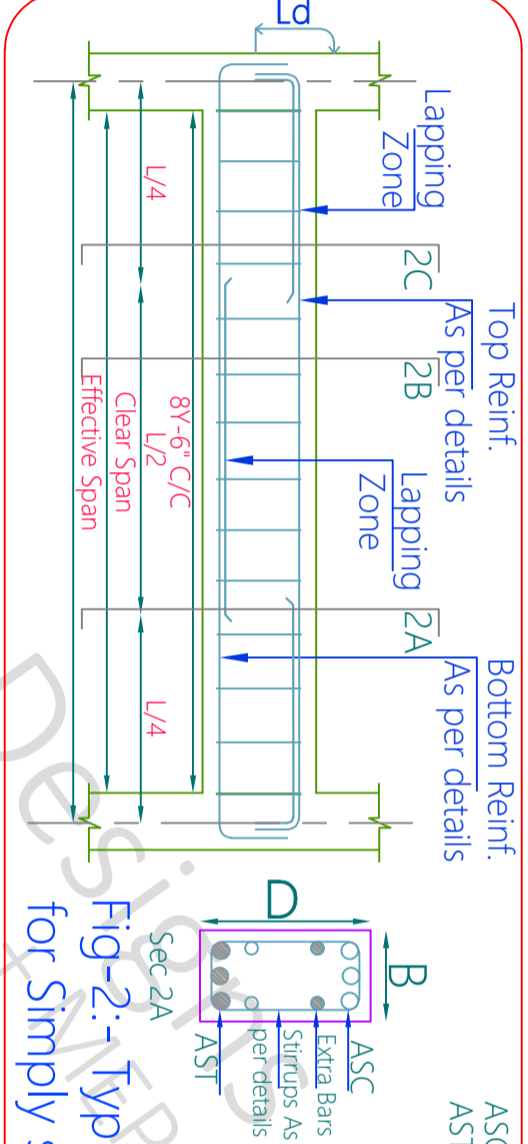
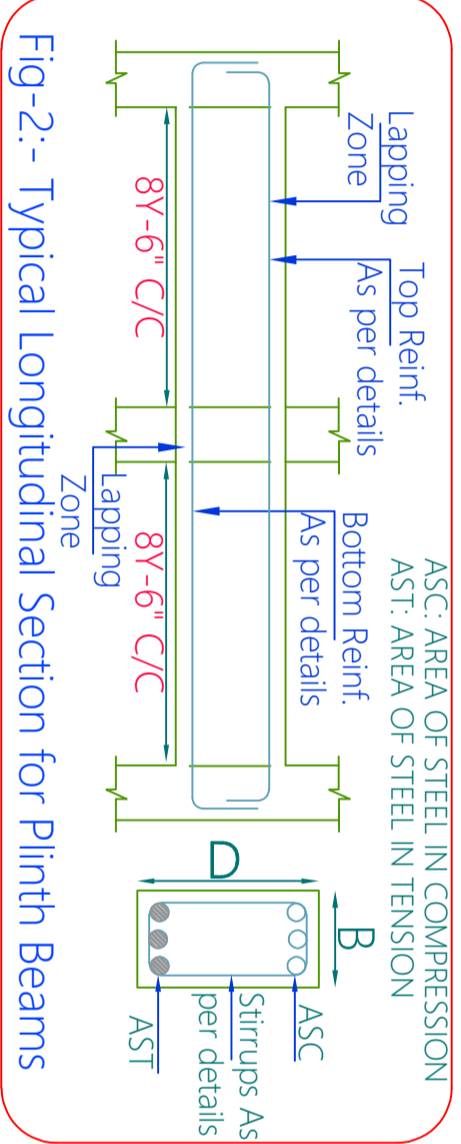
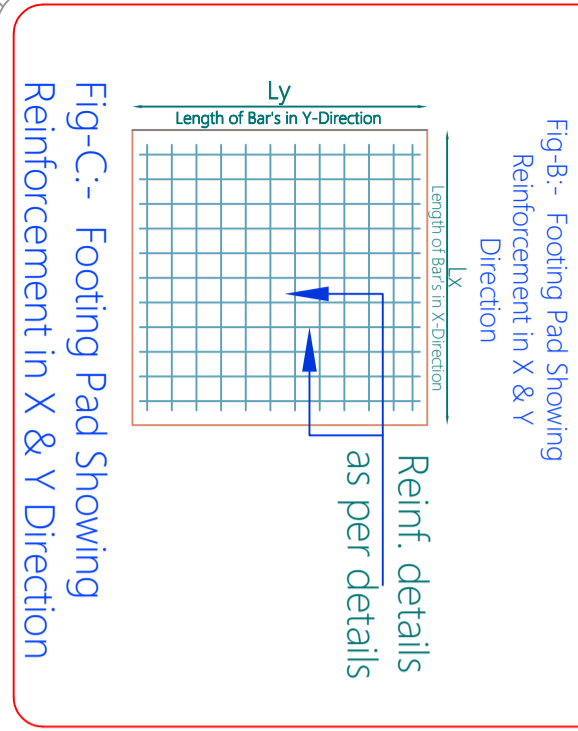
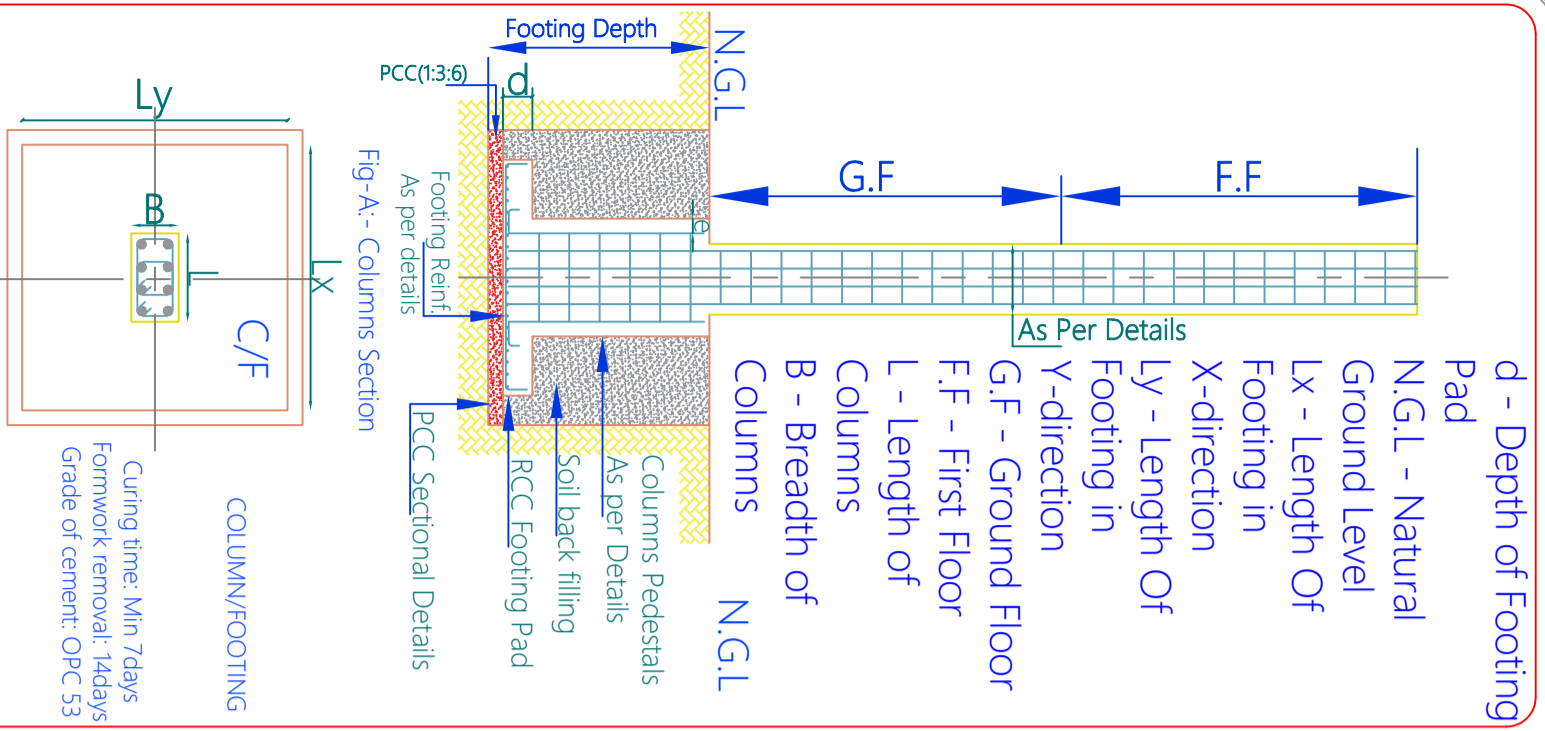
- 1 - CONTRACTOR/EXECUTION TEAM CHECK DIMENSIONS & VERIFY BEFORE THE EXECUTION OF WORK.
- 2 - FIGURES & DIMENSIONS TO BE FOLLOWED.
- 3 - ALL DIMENSIONS ARE FEET'S & INCH'S UNTIL & UNLESS SPECIFIED.
- 4 - ALL REINFORCEMENT FOR RCC SHALL BE TMT BARS OF GRADE Fe 300 & ABOVE ONLY AS SPECIFIED IN IS:1786.
- 5 - ALL RCC CONCRETE SHALL BE AS PER IS - 456.
- 6 - CLEAR COVER SHOULD BE AS PER FOLLOWING SPECIFIED
- (A) SLAB - 20mm (B) BEAMS TOP & BOTTOM- 30MM (C) BEAM SIDES - 25mm (D) - COLUMNS - 40mm (E) - FOOTINGS (Sides) - 50mm.
- 7 - WATER USED FOR CONCRETING SHALL MEET CL - 5.4 IS - 456.
- 8 - DEVELOPMENT LENGTH SHALL BE 48D (D - DIA OF BAR IN mm).

CODES USED FOR DESIGNING

- IS : 456 - INDIAN STANDARD CODE OF PRACTICE FOR PLAN & REINFORCED CONCRETE
- IS : 800-2007 - INDIAN STANDARD CODE OF PRACTICE FOR GENERAL CONSTRUCTION IN STEEL
- IS : 801-1975 - INDIAN STANDARD CODE OF PRACTICE FOR USE OF COLD FORMED LIGHT GAUGE STEEL STRUCTURAL MEMBERS IN GENERAL BUILDING CONSTRUCTION
- IS : 875-1987 - PART (1, 11, 111, & V) - INDIAN STANDARD CODE OF PRACTICE FOR DESIGN LOADS
- IS : 1893-2002 - INDIAN STANDARD CODE OF PRACTICE FOR EARTHQUAKE RESISTANCE DESIGN OF STRUCTURE

SCALE - NTS R-0

CHK	DRW	HRK_Designs Structure Consultants
AKA	PH	India PVT LTD India's Leading Structure + MEP Consultants
HRKD/GFC/10/21/22		Vana Bagel Road TPO Cent Sector V Gurgaon - 30011 www.hrkdsgn.in hrkna@hrkdsgn.in +91-9800 930 347
HRKD/13/10/21/2022		



INDICATES HIGHER DIA BARS

INDICATES SMALLER DIA BARS

GENERAL NOTES

- 1 - CONTRACTOR/EXECUTION TEAM CHECK DIMENSIONS & VERIFY BEFORE THE EXECUTION OF WORK.
- 2 - FIGURES & DIMENSIONS TO BE FOLLOWED.
- 3 - ALL DIMENSIONS ARE FEET'S & INCH'S UNTIL & UNLESS SPECIFIED.
- 4 - ALL REINFORCEMENT FOR RCC SHALL BE TMT BARS OF GRADE Fe 300 & ABOVE ONLY AS SPECIFIED IN IS:1786.
- 5 - ALL RCC CONCRETE SHALL BE AS PER IS - 456.
- 6 - CLEAR COVER SHOULD BE AS PER FOLLOWING SPECIFIED
- (A) SLAB - 20mm (B) BEAMS TOP & BOTTOM- 30MM (C) BEAM SIDES - 25mm (D) - COLUMNS - 40mm (E) - FOOTINGS (Sides) - 50mm.
- 7 - WATER USED FOR CONCRETING SHALL MEET CL - 5.4 IS - 456.
- 8 - DEVELOPMENT LENGTH SHALL BE 48D (D - DIA OF BAR IN mm).

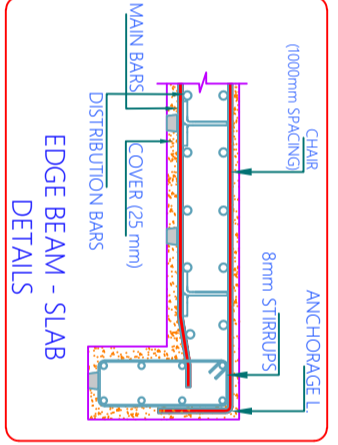
CODES USED FOR DESIGNING

- IS : 456 - INDIAN STANDARD CODE OF PRACTICE FOR USE OF COLD FORMED LIGHT GAUGE STEEL STRUCTURAL MEMBERS IN GENERAL BUILDING CONSTRUCTION
- IS : 800-2007 - INDIAN STANDARD CODE OF PRACTICE FOR GENERAL CONSTRUCTION IN STEEL
- IS : 801-1975 - INDIAN STANDARD CODE OF PRACTICE FOR USE OF COLD FORMED LIGHT GAUGE STEEL STRUCTURAL MEMBERS IN GENERAL BUILDING CONSTRUCTION
- IS : 875-1987 - PART (I, 11, 111, & V) - INDIAN STANDARD CODE OF PRACTICE FOR DESIGN LOADS
- IS : 1893-2002 - INDIAN STANDARD CODE OF PRACTICE FOR EARTHQUAKE RESISTANCE DESIGN OF STRUCTURE

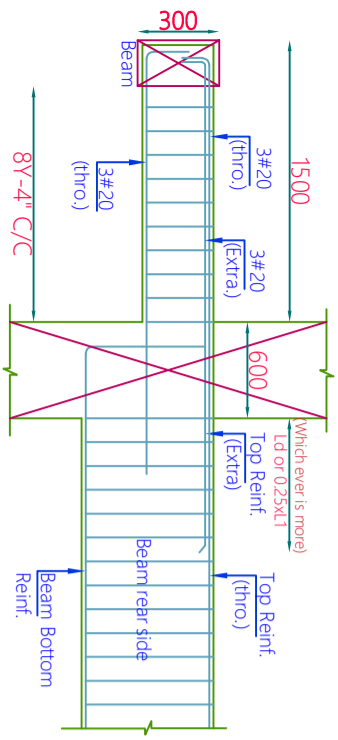
SCALE - NTS R-0

CHK	DRW	HRK_Designs Structure Consultants
AKA	PH	India's Leading India's PkLTD Structure + MEP Consultants
HRKD/GFC/10/21/22		Varna Bagel Road TPO Court Sector 14 Gurgaon - 30011 www.hrkdsgns.in hrkdesigns@gmail.com +91-9380 930 347
HRKD/13/10/21/2022		

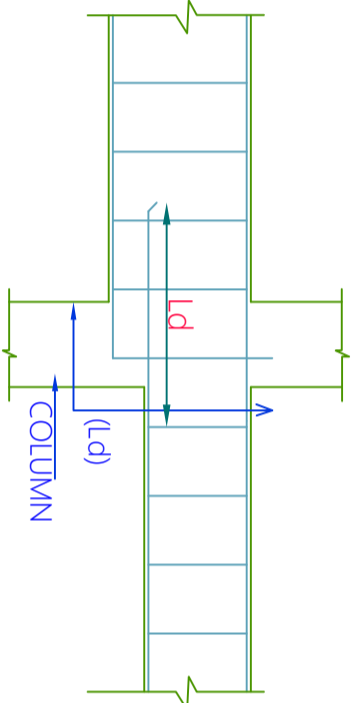
Form work details:
The Form work shall be designed and constructed so as to remain sufficiently rigid during placing and compaction of concrete, and shall be such as to prevent loss of slurry from the concrete.



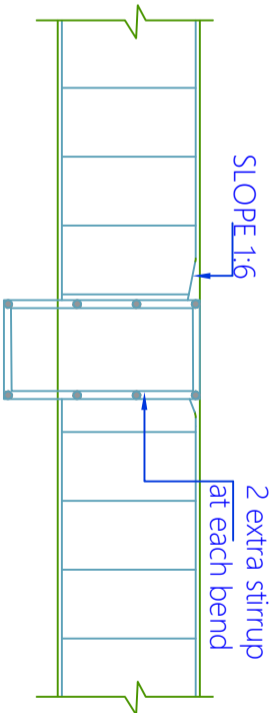
SHEET - C	GENERAL FIGURES	KUMAR CHHAPARRA JI
SHEET TITLE	GOOD FOR CONSTRUCTION	PROJECT BY:-
DRW No	LIST OF CONTENT	VGA Architect Studio
DRW - 1	Reinforcement Details As Per IS 456	ATS Advantage Phase 2, Ahinsa Khand 1 Indrapuram Ghaziabad Uttar Pradesh 201010
DRW - 2	General Figure's & Specification	
DRW - 3		



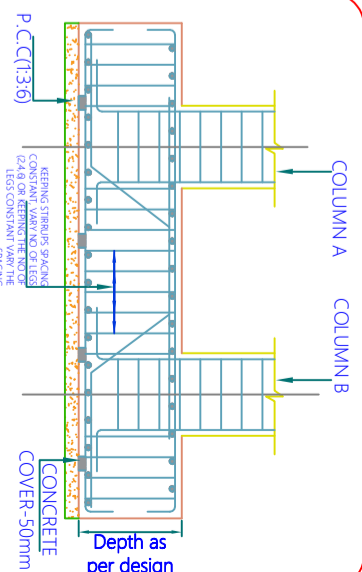
L-SEC. OF CANTILEVER BEAM



TYPICAL DETAILS OF REINF. AT THE JUNCTION OF TWO BEAMS OF UNEQUAL DEPTH



TYPICAL DETAILS OF REINF. AT THE JUNCTION OF TWO BEAMS OF UNEQUAL DEPTH



FOOTING BEAM

Form work details: IS456-2000 Clause 11

The form work shall be designed and constructed so as to remain sufficiently rigid during placing and compaction of concrete, and shall be such as to prevent loss of slurry from the concrete.

GENERAL NOTES

- 1 - CONTRACTOR/EXECUTION TEAM CHECK DIMENSIONS & VERIFY BEFORE THE EXECUTION OF WORK.
- 2 - FIGURES & DIMENSIONS TO BE FOLLOWED.
- 3 - ALL DIMENSIONS ARE FEET'S & INCH'S UNTIL & UNLESS SPECIFIED.
- 4 - ALL REINFORCEMENT FOR RCC SHALL BE TMT BARS OF GRADE Fe 300 & ABOVE ONLY AS SPECIFIED IN IS:1786.
- 5 - ALL RCC CONCRETE SHALL BE AS PER IS - 456.
- 6 - CLEAR COVER SHOULD BE AS PER FOLLOWING SPECIFIED
- (A) SLAB - 20mm (B) BEAMS TOP & BOTTOM- 30MM (C) BEAM SIDES - 25mm (D) - COLUMNS - 40mm (E) - FOOTINGS (Sides) - 50mm.
- 7 - WATER USED FOR CONCRETING SHALL MEET CL - 5.4 IS - 456.
- 8 - DEVELOPMENT LENGTH SHALL BE 48D (D - DIA OF BAR IN mm).

CODES USED FOR DESIGNING

- IS : 456 - INDIAN STANDARD CODE OF PRACTICE FOR PLAN & REINFORCED CONCRETE
- IS : 800-2007 - INDIAN STANDARD CODE OF PRACTICE FOR GENERAL CONSTRUCTION IN STEEL
- IS : 801-1975 - INDIAN STANDARD CODE OF PRACTICE FOR USE OF COLD FORMED LIGHT GAUGE STEEL STRUCTURAL MEMBERS IN GENERAL BUILDING CONSTRUCTION
- IS : 875-1987 - PART (1, 11, 111, & V) - INDIAN STANDARD CODE OF PRACTICE FOR DESIGN LOADS
- IS : 1893-2002 - INDIAN STANDARD CODE OF PRACTICE FOR EARTHQUAKE RESISTANCE DESIGN OF STRUCTURE

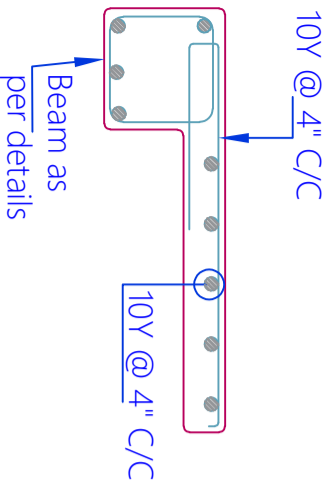


Fig-7:- Reinforcement Details for lintel cum Sunshade

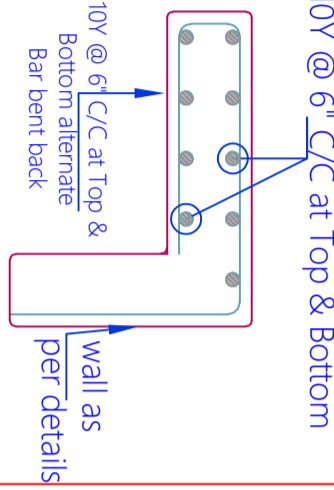
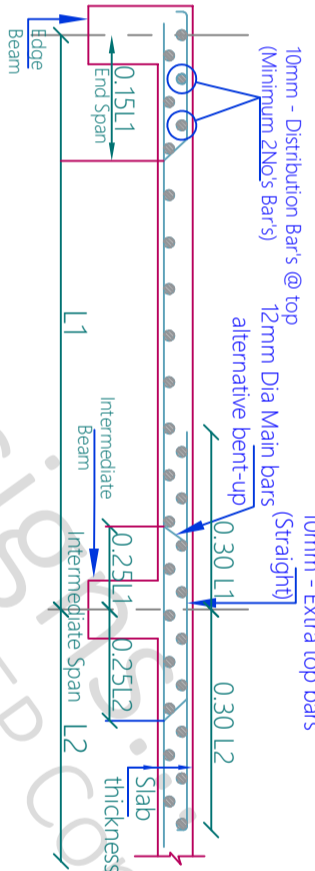


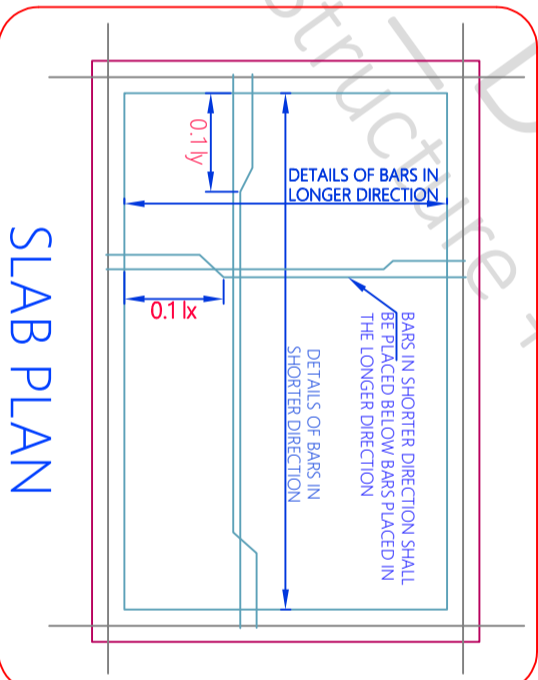
Fig-4:- Typical Slab Section for all the floors



(As per IS 875 part I to III & V IS1893:2002)

DESIGN LOAD :-

1. LOADS :	3. ALLOWABLE DEFLECTION FACTOR :	<p>This Building is designed for G+5 Storey Structure only</p>
ROOF LIVE LOAD.....	FOR ROOF : LIVE LOAD = L/360 TOTAL LOAD = L/240	
BEAMS LIVE LOAD.....	FOR FLOOR : LIVE LOAD = L/360 TOTAL LOAD = L/240	
ROOF DEAD LOAD.....		
FLOOR DEAD LOAD.....		
LIVE LOADS		
BED ROOM, LIVING ROOM.....		
TOILET AREA.....		
STAIRCASE, PASSAGE, BALCONY.....		
LOUNGE.....		
2. SEISMIC DATA :	4. WIND DATA :	
SEISMIC ZONE.....	BASIC WIND SPEED.....	52 m/s
ZONE FACTOR (Z).....	RISK COEFFICIENT (K1).....	1.00
IMPORTANCE FACTOR (I).....	TERRAIN COEFFICIENT (K2).....	1.00
RESPONSE REDUCTION FACTOR (R).....	TOPOGRAPHY FACTOR (K3).....	1.00
SEISMIC INTENSITY.....	DESIGN WIND SPEED.....	52 m/s



SLAB PLAN

All rubbish, particularly, chipping, shavings and saw dust shall be removed from the interior of the forms before the concrete is placed. The face of formwork in contact with the concrete shall be cleaned and treated with form release agent

INDICATES HIGHER DIA BARS

INDICATES SMALLER DIA BARS

APPROVAL	
TENDER	
G.F.C	
DOCUMENT	

SHEET - D GENERAL FIGURES

KUMAR CHHABARRAJI

SHEET TITLE GOOD FOR CONSTRUCTION

PROJECT BY:-

LIST OF CONTENT

VGA Architect Studio

Dw - 1 Reinforcement Details As Per IS 456

AT'S Advantage Phase 2, Ahinsa

Dw - 2 General Figure's & Specification

Khand 1 Indrapuram Ghaziabad

Dw - 3

Uttar Pradesh 201010

SCALE - NTS

R-0

CHK DRW

HRK_Designs Structure Consultants India PVT.LTD

AKA PH

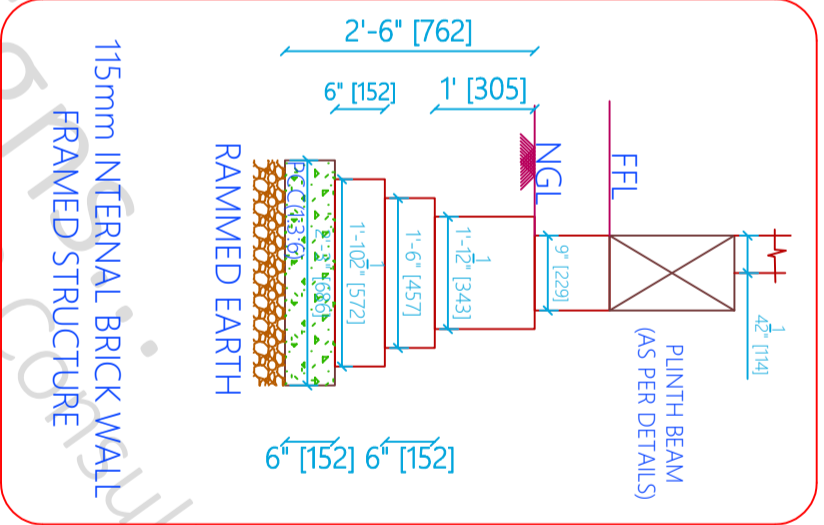
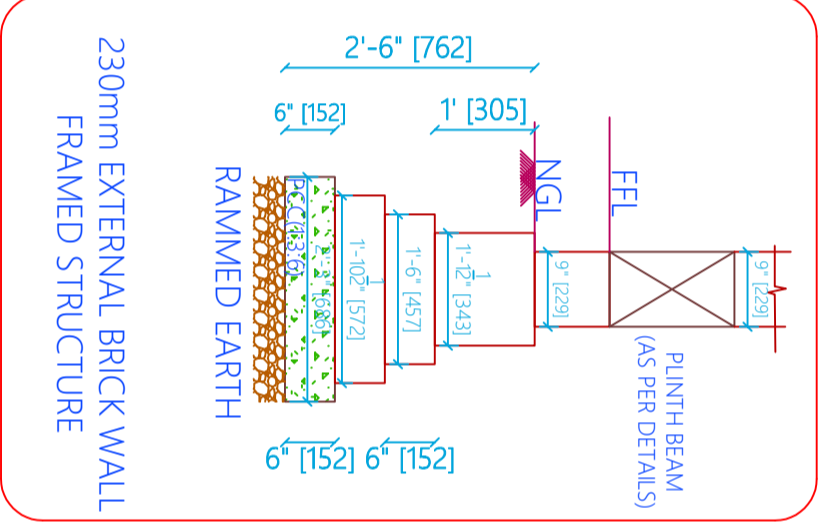
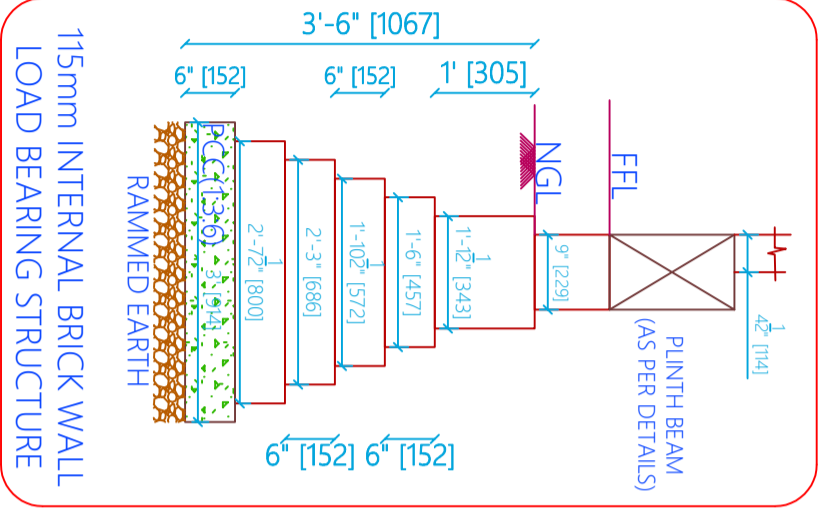
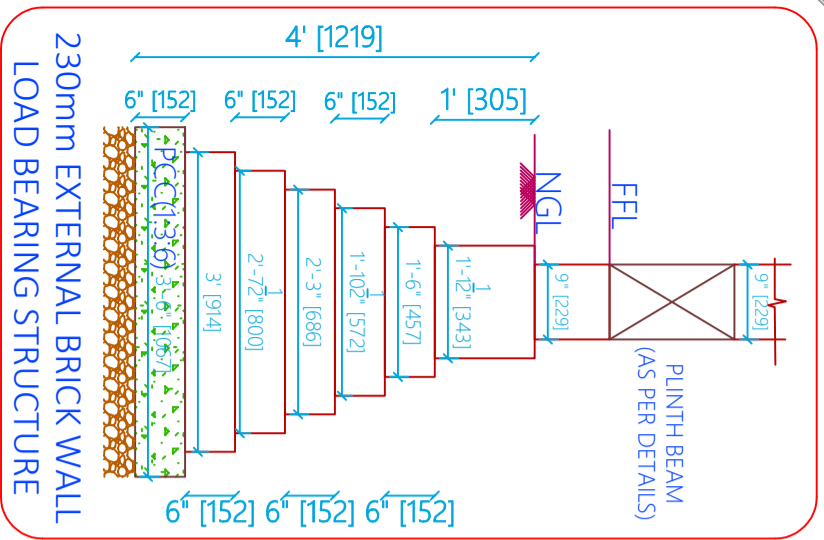
Structure + MEP Consultants

HRKD/GFC/10/21/22

Varna Babel Road TPO Court

HRKD/13/10/21/2022

Special Vardola - 390011



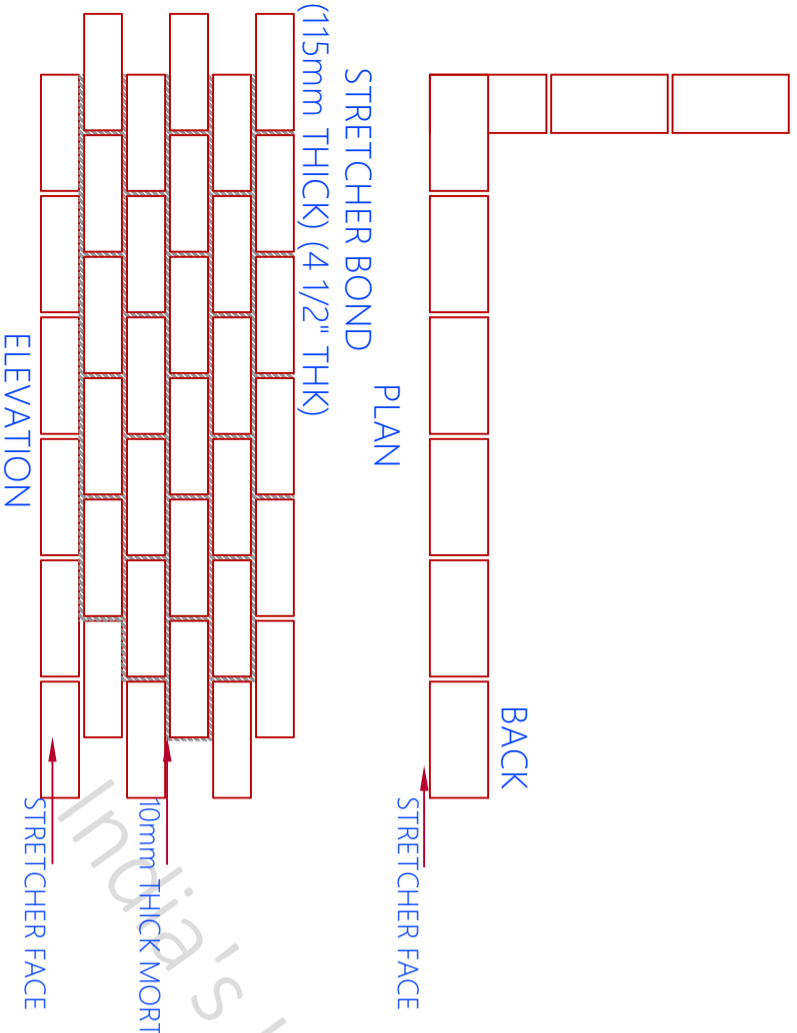
- RATIO - APPLICATION**
- 1:6 - INTERNAL PLASTER/ FLOORING
 - 1:6 - BRICK MASONRY
 - 1:5 - EXTERNAL PLASTER
 - 1:4 - HALF BRICK MASONRY
 - 1:3 - CEILING PLASTER
 - 1:3 - REPAIR PLASTER
 - 1:3 - REINFORCED BRICK WORK
 - 1:3 - WATER LOGGED AREA
 - 1:1 - CEMENT GROUTING
 - 1:2 - POINT LOAD
 - 1:2 - FLOORING
 - 1:2 - STONE MASONRY
- RATIO OF CEMENT MORTAR**

GENERAL NOTES

- 1 - CONTRACTOR/EXECUTION TEAM CHECK DIMENSIONS & VERIFY BEFORE THE EXECUTION OF WORK.
- 2 - FIGURES & DIMENSIONS TO BE FOLLOWED.
- 3 - ALL DIMENSIONS ARE FEET'S & INCH'S UNTIL & UNLESS SPECIFIED.
- 4 - ALL REINFORCEMENT FOR RCC SHALL BE TMT BARS OF GRADE Fe 300 & ABOVE ONLY AS SPECIFIED IN IS:1786.
- 5 - ALL RCC CONCRETE SHALL BE AS PER IS - 456.
- 6 - CLEAR COVER SHOULD BE AS PER FOLLOWING SPECIFIED
- (A) SLAB - 20mm (B) BEAMS TOP & BOTTOM- 30MM (C) BEAM SIDES - 25mm (D) - COLUMNS - 40mm (E) - FOOTINGS (Sides) - 50mm.
- 7 - WATER USED FOR CONCRETING SHALL MEET CL - 5.4 IS - 456.
- 8 - DEVELOPMENT LENGTH SHALL BE 48D (D - DIA OF BAR IN mm).

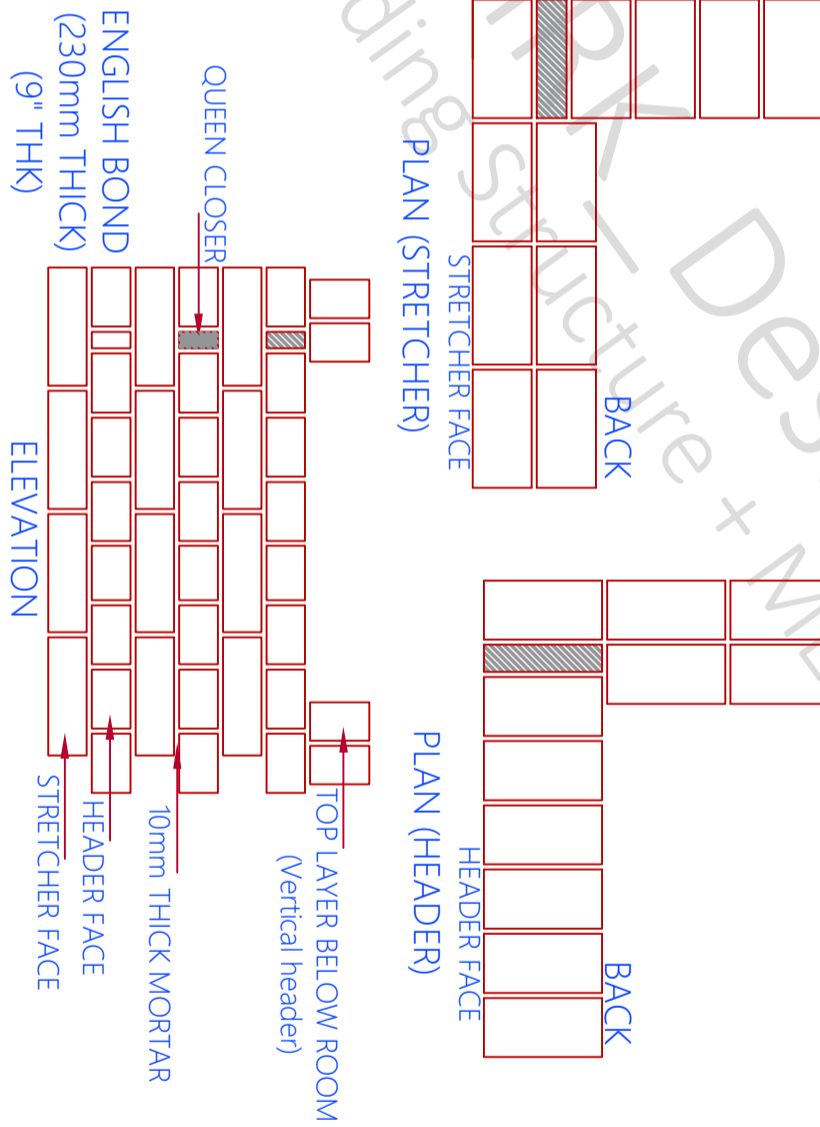
CODES USED FOR DESIGNING

- IS : 456 - INDIAN STANDARD CODE OF PRACTICE FOR PLAN & REINFORCED CONCRETE
- IS : 800-2007 - INDIAN STANDARD CODE OF PRACTICE FOR GENERAL CONSTRUCTION IN STEEL
- IS : 801-1975 - INDIAN STANDARD CODE OF PRACTICE FOR USE OF COLD FORMED LIGHT GAUGE STEEL STRUCTURAL MEMBERS IN GENERAL BUILDING CONSTRUCTION
- IS : 875-1987 - PART (I, 11, 111, & V) - INDIAN STANDARD CODE OF PRACTICE FOR DESIGN LOADS
- IS : 1893-2002 - INDIAN STANDARD CODE OF PRACTICE FOR EARTHQUAKE RESISTANCE DESIGN OF STRUCTURE



SECTION A-A'

- 1-The color of bricks should be bright and uniform
- 2-They should be well burned and having smooth surfaces and sharp edges.
- 3-Thermal conductivity of bricks should be less and they should be sound proof
- 4-They shouldn't absorb more than 20% by weight when we place it in water
- 5-There should not be any scratch left on the brick when we scratched with finger nail
- 6-When we struck two bricks together, ringing sound should be delivered
- 7-Structure of bricks should be homogeneous and uniform.
- 8-The bricks should not break when we dropped it from 1m height
- 9-There should not be any white deposits on brick, when we soak it in water for 24hrs



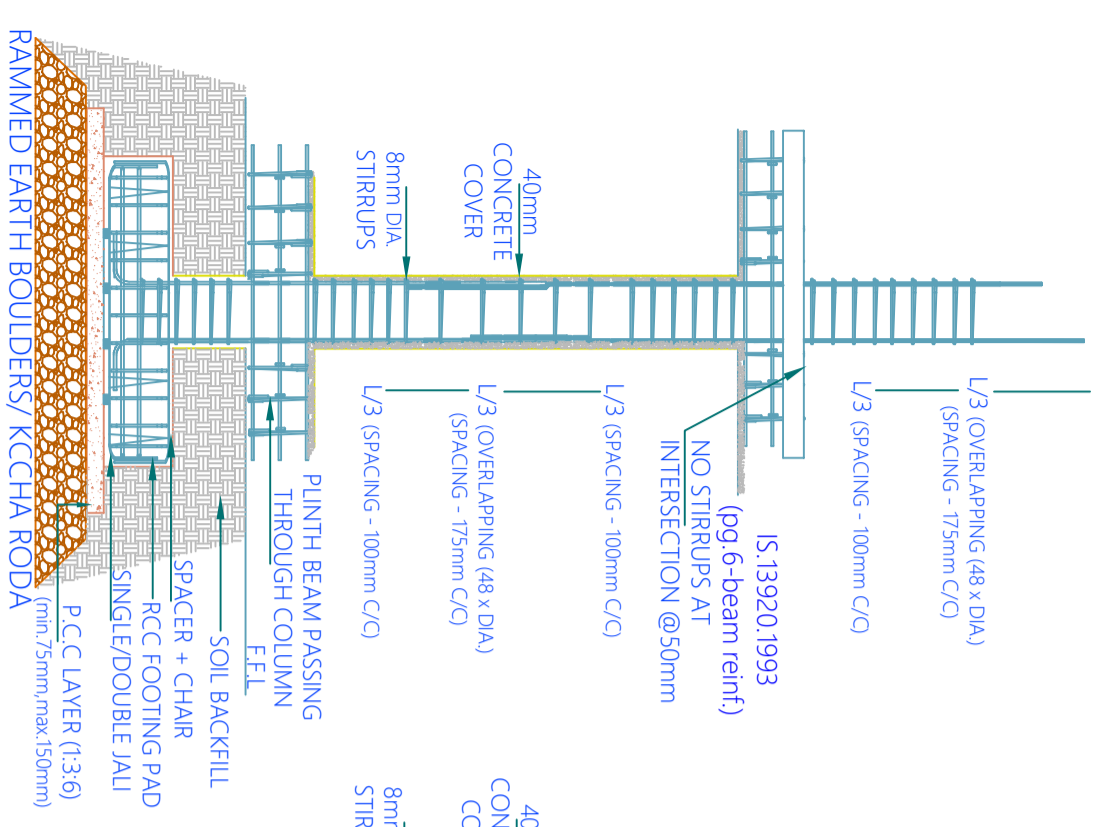
SECTION B-B'

SHEET - E GENERAL FIGURES		KUMAR CHHAPARRAJI	
SHEET TITLE GOOD FOR CONSTRUCTION		PROJECT BY:-	
Drw No	LIST OF CONTENT	VGA Architect Studio	
Drw - 1	Reinforcement Details As Per IS 456	ATS Advantage Phase 2, Ahinsa	
Drw - 2	General Figure's & Specification	Khand 1 Indrapuram Ghaziabad	
Drw - 3		Uttar Pradesh 201010	

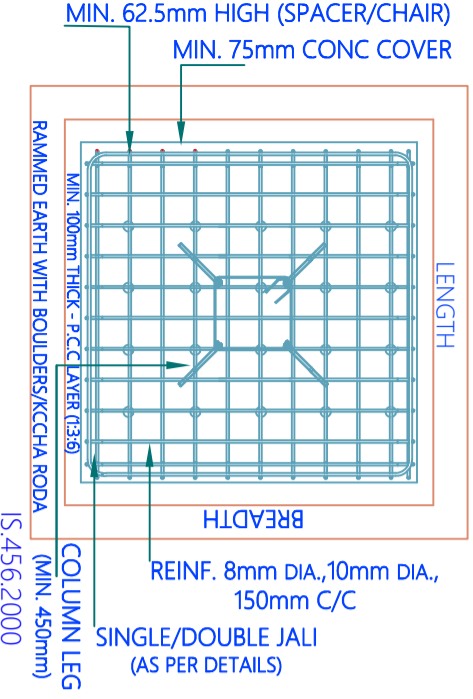
APPROVAL	
TENDER	
G.F.C	
DOCUMENT	

SCALE - NTS	R-0
CHK	DRW
AKA	PH
HRKD/GFC/10/21/22	
HRKD/13/10/21/2022	





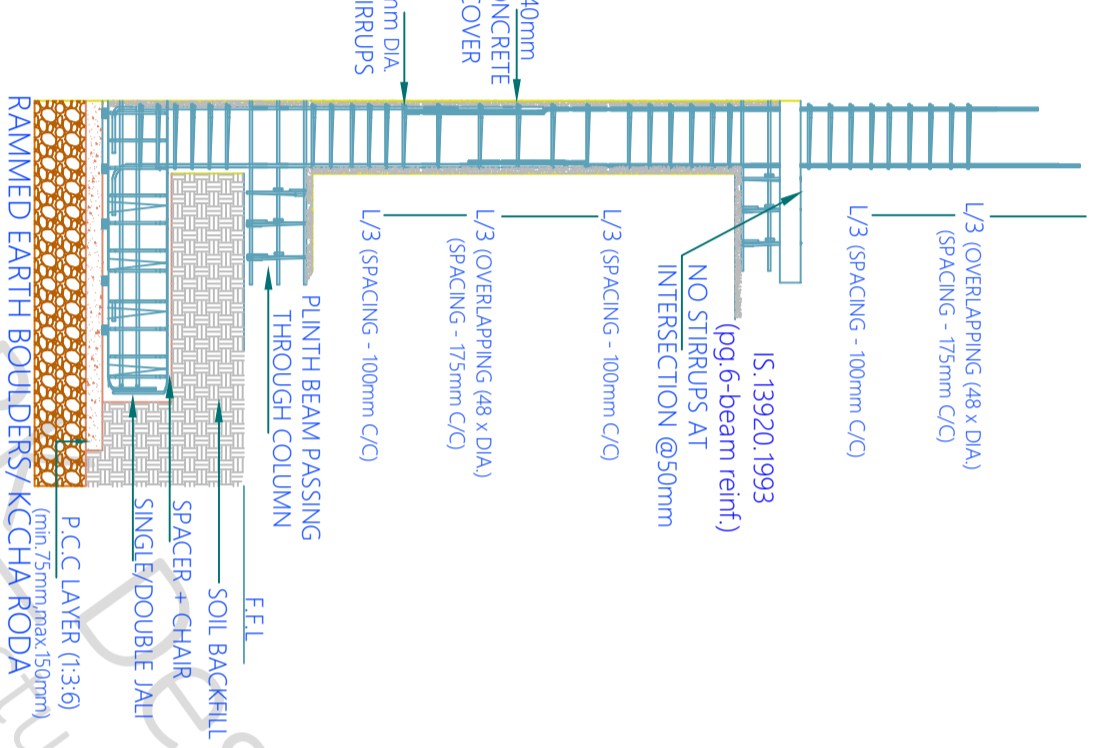
ELEVATION



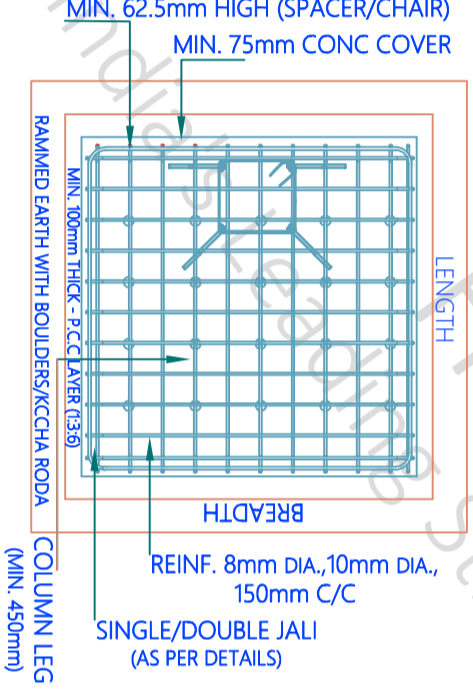
PLAN

(pg.46-nominal cover)
slab -20mm, beams -25mm,
columns -40mm, footings -50mm

ISOLATED FOOTING

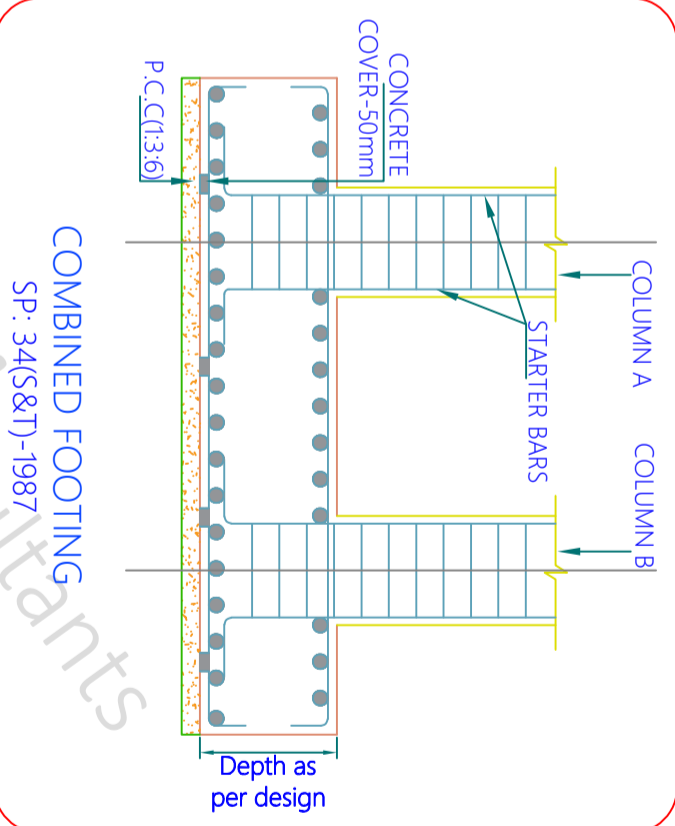


ELEVATION



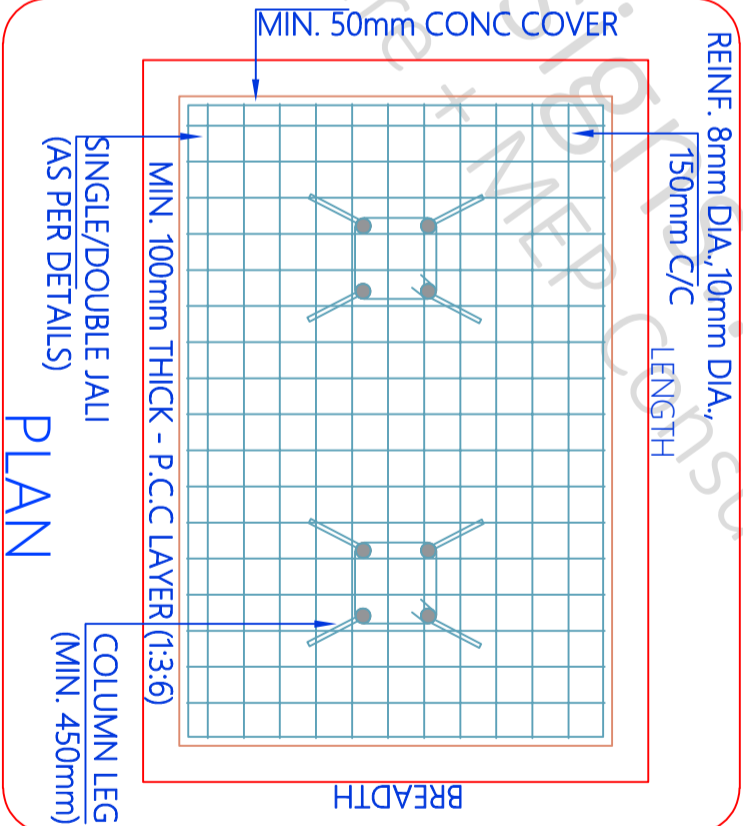
PLAN

ECCENTRIC FOOTING

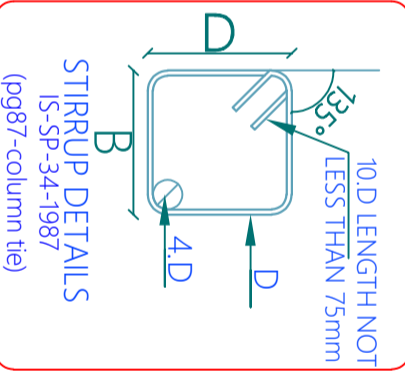


COMBINED FOOTING

SP: 34(S&T)-1987



PLAN



APPROVAL	
TENDER	
G.F.C	
DOCUMENT	

SHEET - G GENERAL FIGURES

KUMAR CHHABARIA JI

SCALE - NTS

R-0

SHEET TITLE	GOOD FOR CONSTRUCTION
Dw No	LIST OF CONTENT
Dw - 1	Reinforcement Details As Per IS 456
Dw - 2	General Figure's & Specification
Dw - 3	

PROJECT BY:-	VGA Architect Studio
ATIS Advantage Phase 2, Ahinsa Khand 1 Indrapuram Ghaziabad Uttar Pradesh 201010	

CHK	DRW	HRK_Designs Structure Consultants
AKA	PH	India Pvt.LTD India's Leading Structure + MEP Consultants Varanasi Bagail Road Tr2 Ghat Sevati Vaidodia - 390011 www.hrkdsgns.in hrkdesigns@gmail.com +91-9380 930 347
HRKD/GFC/10/21/22		
HRKD/13/10/21/2022		

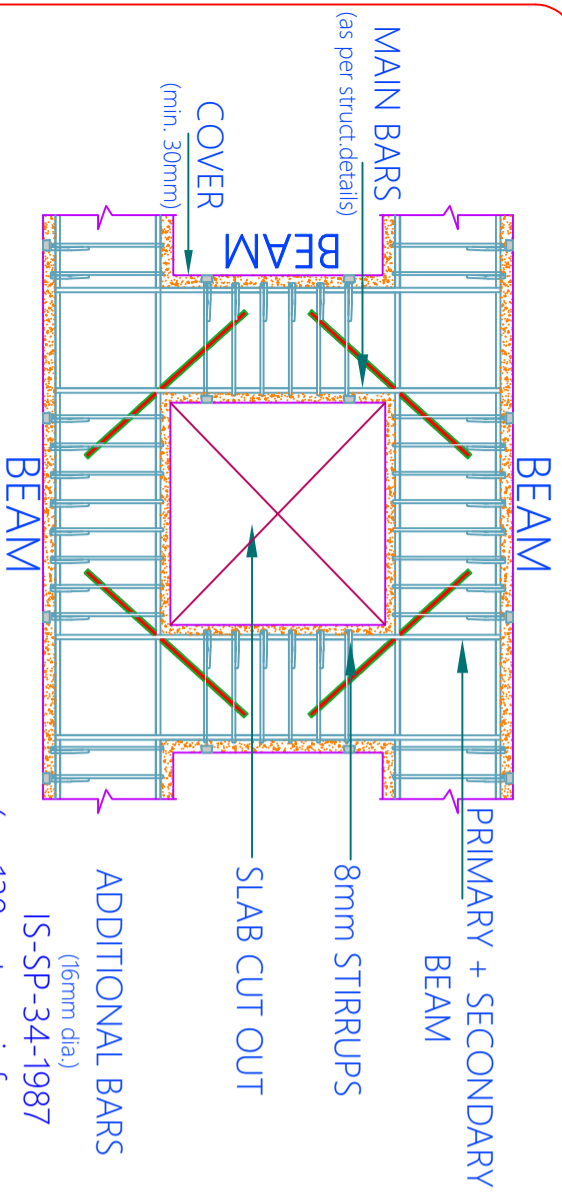
GENERAL NOTES

- 1 - CONTRACTOR/EXECUTION TEAM CHECK DIMENSIONS & VERIFY BEFORE THE EXECUTION OF WORK.
- 2 - FIGURES & DIMENSIONS TO BE FOLLOWED.
- 3 - ALL DIMENSIONS ARE FEET'S & INCH'S UNTIL & UNLESS SPECIFIED.
- 4 - ALL REINFORCEMENT FOR RCC SHALL BE TMT BARS OF GRADE Fe 300 & ABOVE ONLY AS SPECIFIED IN IS:1786.
- 5 - ALL RCC CONCRETE SHALL BE AS PER IS - 456.
- 6 - CLEAR COVER SHOULD BE AS PER FOLLOWING SPECIFIED
(A) SLAB - 20mm (B) BEAMS TOP & BOTTOM- 30MM (C) BEAM SIDES - 25mm (D) - COLUMNS - 40mm (E) - FOOTINGS (Sides) - 50mm.
- 7 - WATER USED FOR CONCRETING SHALL MEET CL - 5.4 IS - 456.
- 8 - DEVELOPMENT LENGTH SHALL BE 48D (D - DIA OF BAR IN mm).

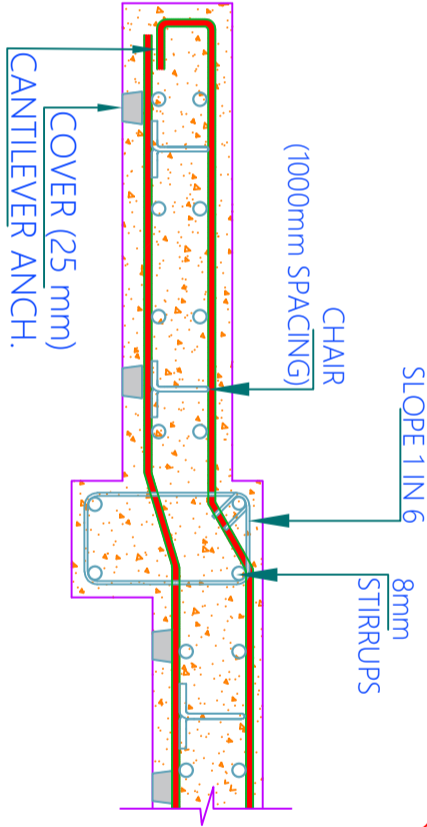
CODES USED FOR DESIGNING

- IS : 456 - INDIAN STANDARD CODE OF PRACTICE FOR PLAN & REINFORCED CONCRETE
- IS : 800-2007 - INDIAN STANDARD CODE OF PRACTICE FOR GENERAL CONSTRUCTION IN STEEL
- IS : 801-1975 - INDIAN STANDARD CODE OF PRACTICE FOR USE OF COLD FORMED LIGHT GAUGE STEEL STRUCTURAL MEMBERS IN GENERAL BUILDING CONSTRUCTION
- IS : 875-1987 - PART (I, 11, 111, & V) - INDIAN STANDARD CODE OF PRACTICE FOR DESIGN LOADS
- IS : 1893-2002 - INDIAN STANDARD CODE OF PRACTICE FOR EARTHQUAKE RESISTANCE DESIGN OF STRUCTURE

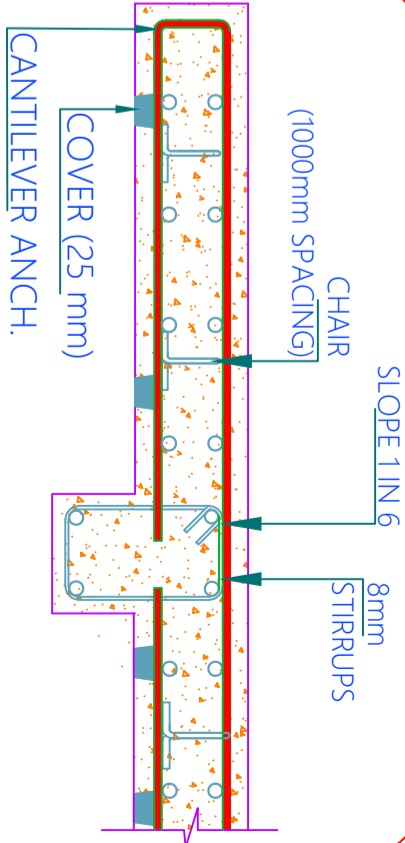
The earth used for filling shall be free from all roots, grass, shrubs, rank vegetation, brushwood, tress, sapling and rubbish. Filling with excavated earth shall be done in regular horizontal layers each not exceeding 20 cm in depth. All lumps and clods exceeding 8 cm in any direction shall be broken. Each layer shall be watered and consolidated with steel rammer or 1/2 tonne roller. Where specified, every third and top must layer shall also be consolidated with power roller of minimum 8 tonnes. Wherever depth of filling exceeds 1.5 metre vibratory power roller shall be used to consolidate the filling unless otherwise directed by Engineer-in-charge. The top and sides of filling shall be neatly dressed. The contractor shall make good all subsidence and shrinkage in earth fillings, embankments, traverses etc. during execution and till the completion of work unless otherwise specified.



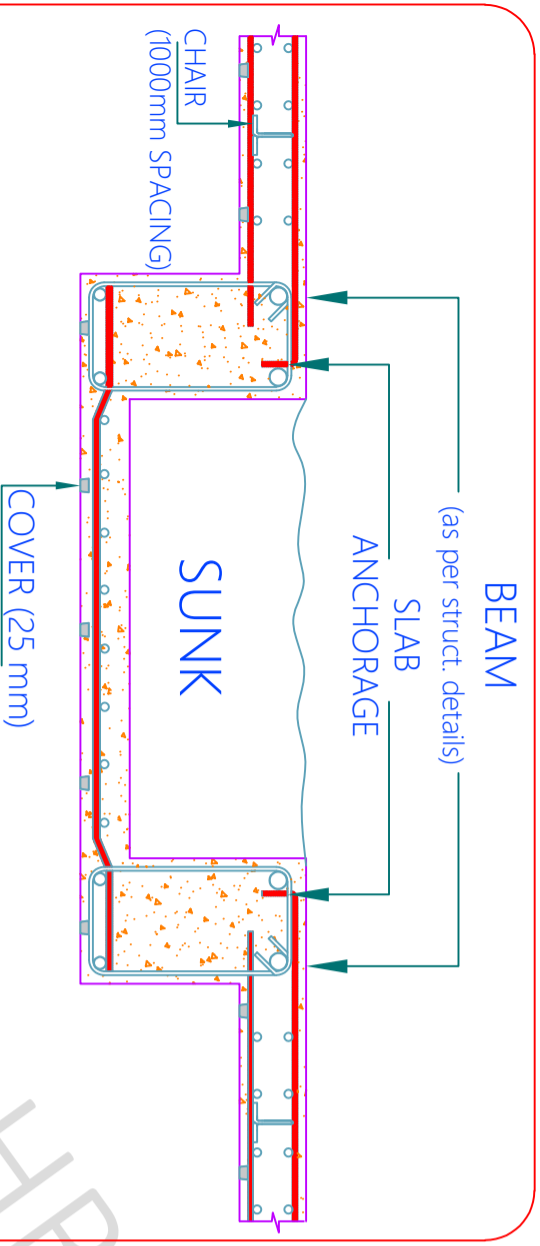
SLAB CUTOUT DETAILS



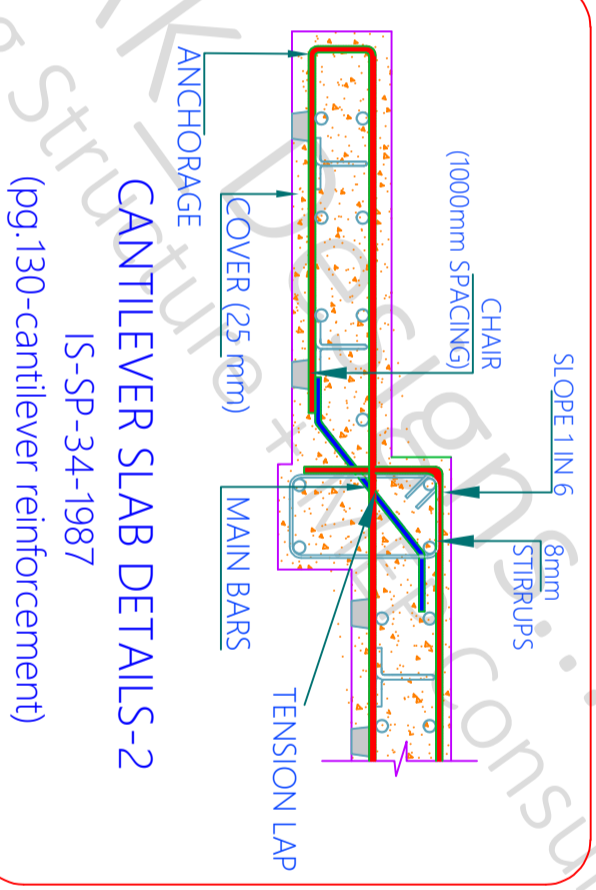
CANTILEVER SLAB DETAILS



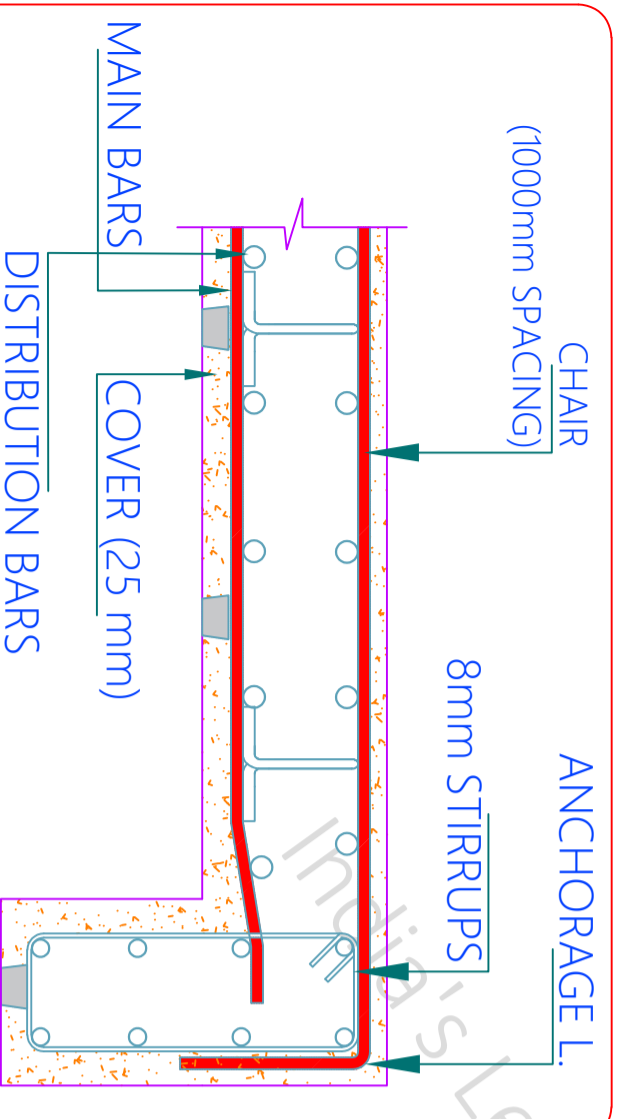
CANTILEVER SLAB DETAILS-3



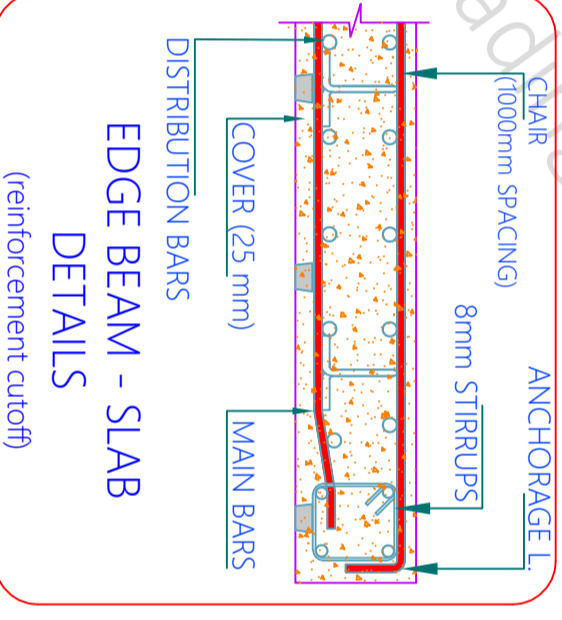
SUNKEN SLAB DETAILS



CANTILEVER SLAB DETAILS-2



EDGE BEAM - SLAB DETAILS



EDGE BEAM - SLAB DETAILS

GENERAL NOTES

- 1 - CONTRACTOR/EXECUTION TEAM CHECK DIMENSIONS & VERIFY BEFORE THE EXECUTION OF WORK.
- 2 - FIGURES & DIMENSIONS TO BE FOLLOWED.
- 3 - ALL DIMENSIONS ARE FEET'S & INCH'S UNTIL & UNLESS SPECIFIED.
- 4 - ALL REINFORCEMENT FOR RCC SHALL BE TMT BARS OF GRADE Fe 300 & ABOVE ONLY AS SPECIFIED IN IS:1786.
- 5 - ALL RCC CONCRETE SHALL BE AS PER IS - 456.
- 6 - CLEAR COVER SHOULD BE AS PER FOLLOWING SPECIFIED
- (A) SLAB - 20mm (B) BEAMS TOP & BOTTOM- 30MM (C) BEAM SIDES - 25mm (D) - COLUMNS - 40mm (E) - FOOTINGS (Sides) - 50mm.
- 7 - WATER USED FOR CONCRETING SHALL MEET CL - 5.4 IS - 456.
- 8 - DEVELOPMENT LENGTH SHALL BE 48D (D - DIA OF BAR IN mm).


CODES USED FOR DESIGNING

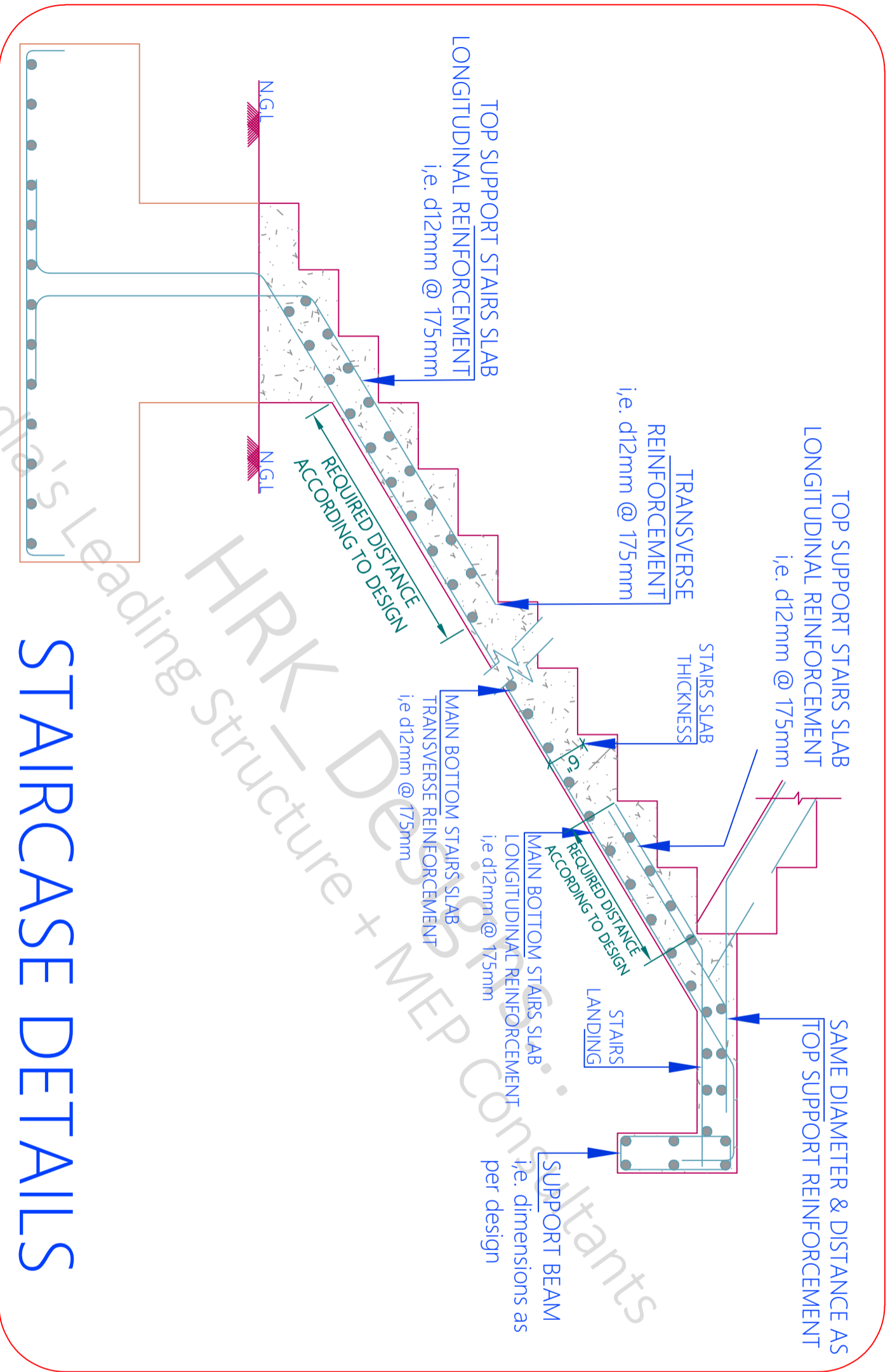
- IS : 456 - INDIAN STANDARD CODE OF PRACTICE FOR PLAN & REINFORCED CONCRETE
- IS : 800-2007 - INDIAN STANDARD CODE OF PRACTICE FOR GENERAL CONSTRUCTION IN STEEL
- IS : 801-1975 - INDIAN STANDARD CODE OF PRACTICE FOR USE OF COLD FORMED LIGHT GAUGE STEEL STRUCTURAL MEMBERS IN GENERAL BUILDING CONSTRUCTION
- IS : 875-1987 - PART (1, 11, 111, & V) - INDIAN STANDARD CODE OF PRACTICE FOR DESIGN LOADS
- IS : 1893-2002 - INDIAN STANDARD CODE OF PRACTICE FOR EARTHQUAKE RESISTANCE DESIGN OF STRUCTURE

SHEET - H GENERAL FIGURES		KUMAR CHHAPARAJI	
SHEET TITLE GOOD FOR CONSTRUCTION		PROJECT BY:-	
DRAW NO LIST OF CONTENT		VGA Architect Studio	
Draw - 1 Reinforcement Details As Per IS 456		AT'S Advantage Phase 2, Ahinsa	
Draw - 2 General Figure's & Specification		Khand 1 Indrapuram Ghaziabad	
Draw - 3		Uttar Pradesh 201010	

APPROVAL	
TENDER	
G.F.C	
DOCUMENT	

SCALE - NTS	R-0
CHK	DRW
AKA	PH
HRKD/GFC/10/21/22	
HRKD/13/10/21/2022	





STAIRCASE DETAILS

GENERAL NOTES

- 1 - CONTRACTOR/EXECUTION TEAM CHECK DIMENSIONS & VERIFY BEFORE THE EXECUTION OF WORK.
- 2 - FIGURES & DIMENSIONS TO BE FOLLOWED.
- 3 - ALL DIMENSIONS ARE FEET'S & INCH'S UNTIL & UNLESS SPECIFIED.
- 4 - ALL REINFORCEMENT FOR RCC SHALL BE TMT BARS OF GRADE Fe 300 & ABOVE ONLY AS SPECIFIED IN IS:1786.
- 5 - ALL RCC CONCRETE SHALL BE AS PER IS - 456.
- 6 - CLEAR COVER SHOULD BE AS PER FOLLOWING SPECIFIED
- (A) SLAB - 20mm (B) BEAMS TOP & BOTTOM- 30MM (C) BEAM SIDES - 25mm (D) - COLUMNS - 40mm (E) - FOOTINGS (Sides) - 50mm.
- 7 - WATER USED FOR CONCRETING SHALL MEET CL - 5.4 IS - 456.
- 8 - DEVELOPMENT LENGTH SHALL BE 48D (D - DIA OF BAR IN mm).

CODES USED FOR DESIGNING

- IS : 456 - INDIAN STANDARD CODE OF PRACTICE FOR PLAN & REINFORCED CONCRETE
- IS : 800-2007 - INDIAN STANDARD CODE OF PRACTICE FOR GENERAL CONSTRUCTION IN STEEL
- IS : 801-1975 - INDIAN STANDARD CODE OF PRACTICE FOR USE OF COLD FORMED LIGHT GAUGE STEEL STRUCTURAL MEMBERS IN GENERAL BUILDING CONSTRUCTION
- IS : 875-1987 - PART (I, 11, 111, & V) - INDIAN STANDARD CODE OF PRACTICE FOR DESIGN LOADS
- IS : 1893-2002 - INDIAN STANDARD CODE OF PRACTICE FOR EARTHQUAKE RESISTANCE DESIGN OF STRUCTURE

APPROVAL	
TENDER	
G.F.C	
DOCUMENT	X

SHEET - I GENERAL FIGURES'S

KUMAR CHHAPARRAJI

SCALE - NTS

R-0

SHEET TITLE GOOD FOR CONSTRUCTION

PROJECT BY:-

Drw No LIST OF CONTENT

VGA Architect Studio

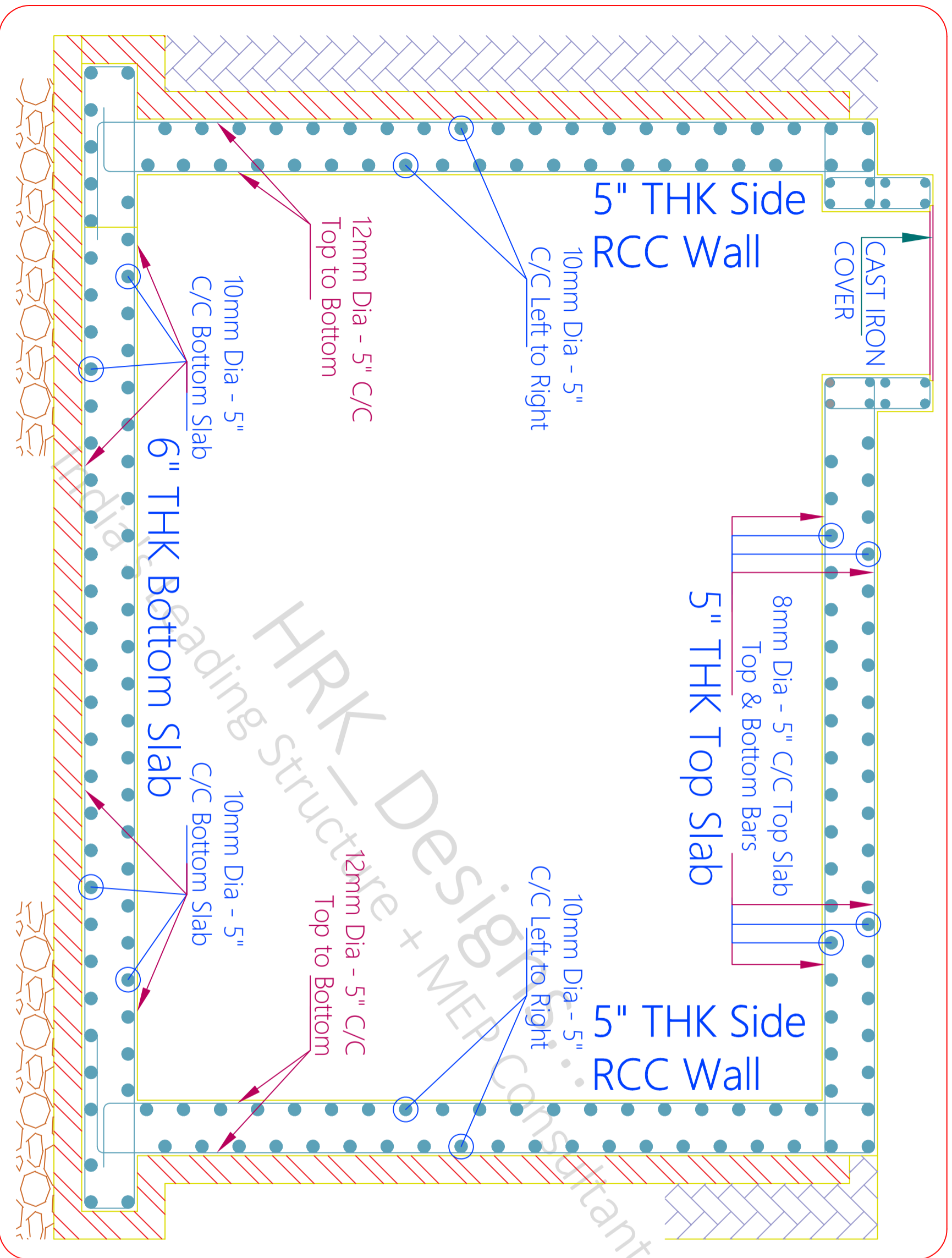
Drw - 1 Reinforcement Details As Per IS 456

Drw - 2 General Figure's & Specification

Drw - 3

AT'S Advantage Phase 2, Ahinsa Khand 1 Indrapuram Ghaziabad Uttar Pradesh 201010

CHK	DRW	HRK Designs Structure Consultants
AKA	PH	India's Leading
HRKD/GFC/10/21/22		Structure + MEP Consultants
HRKD/13/10/21/2022		Varna Bayal Road TP2 Gdrt, Sevali Vardodra - 390011
		www.hrkdsgns.in
		namaste@hrkdsgns.in
		+91-9380 930 347



FRAMED MEMBERS:
 General requirements- IS13920:1993

1. The factored axial stress on the member under earthquake loading shall not exceed 0.1 fck.
2. The member shall preferably have a width-to-depth ratio of more than 0.3.
3. The width of the member shall not be less than 200 mm.
4. The depth D of the member shall preferably be not more than 1/4 of the clear span.

GENERAL NOTES

- 1 - CONTRACTOR/EXECUTION TEAM CHECK DIMENSIONS & VERIFY BEFORE THE EXECUTION OF WORK.
- 2 - FIGURES & DIMENSIONS TO BE FOLLOWED.
- 3 - ALL DIMENSIONS ARE FEET'S & INCH'S UNTIL & UNLESS SPECIFIED.
- 4 - ALL REINFORCEMENT FOR RCC SHALL BE TMT BARS OF GRADE Fe 300 & ABOVE ONLY AS SPECIFIED IN IS:1786.
- 5 - ALL RCC CONCRETE SHALL BE AS PER IS - 456.
- 6 - CLEAR COVER SHOULD BE AS PER FOLLOWING SPECIFIED
 (A) SLAB - 20mm (B) BEAMS TOP & BOTTOM- 30MM (C) BEAM SIDES - 25mm (D) - COLUMNS - 40mm (E) - FOOTINGS (Sides) - 50mm.
- 7 - WATER USED FOR CONCRETING SHALL MEET CL - 5.4 IS - 456.
- 8 - DEVELOPMENT LENGTH SHALL BE 48D (D - DIA OF BAR IN mm).

CODES USED FOR DESIGNING

- IS : 456 - INDIAN STANDARD CODE OF PRACTICE FOR PLAN & REINFORCED CONCRETE
- IS : 800-2007 - INDIAN STANDARD CODE OF PRACTICE FOR GENERAL CONSTRUCTION IN STEEL
- IS : 801-1975 - INDIAN STANDARD CODE OF PRACTICE FOR USE OF COLD FORMED LIGHT GAUGE STEEL STRUCTURAL MEMBERS IN GENERAL BUILDING CONSTRUCTION
- IS : 875-1987 - PART (I, 11, 111, & V) - INDIAN STANDARD CODE OF PRACTICE FOR DESIGN LOADS
- IS : 1893-2002 - INDIAN STANDARD CODE OF PRACTICE FOR EARTHQUAKE RESISTANCE DESIGN OF STRUCTURE

SHEET - J GENERAL FIGURES

KUMAR CHHAPARRAJI

APPROVAL	
TENDER	
G.F.C	
DOCUMENT	

SCALE - NTS

R-0

SHEET TITLE GOOD FOR CONSTRUCTION

PROJECT BY:-

Drw No LIST OF CONTENT

VGA Architect Studio

Drw - 1 Reinforcement Details As Per IS 456

Drw - 2 General Figure's & Specification

Drw - 3

CHK DRW AKA PH

HRK/PKLTD

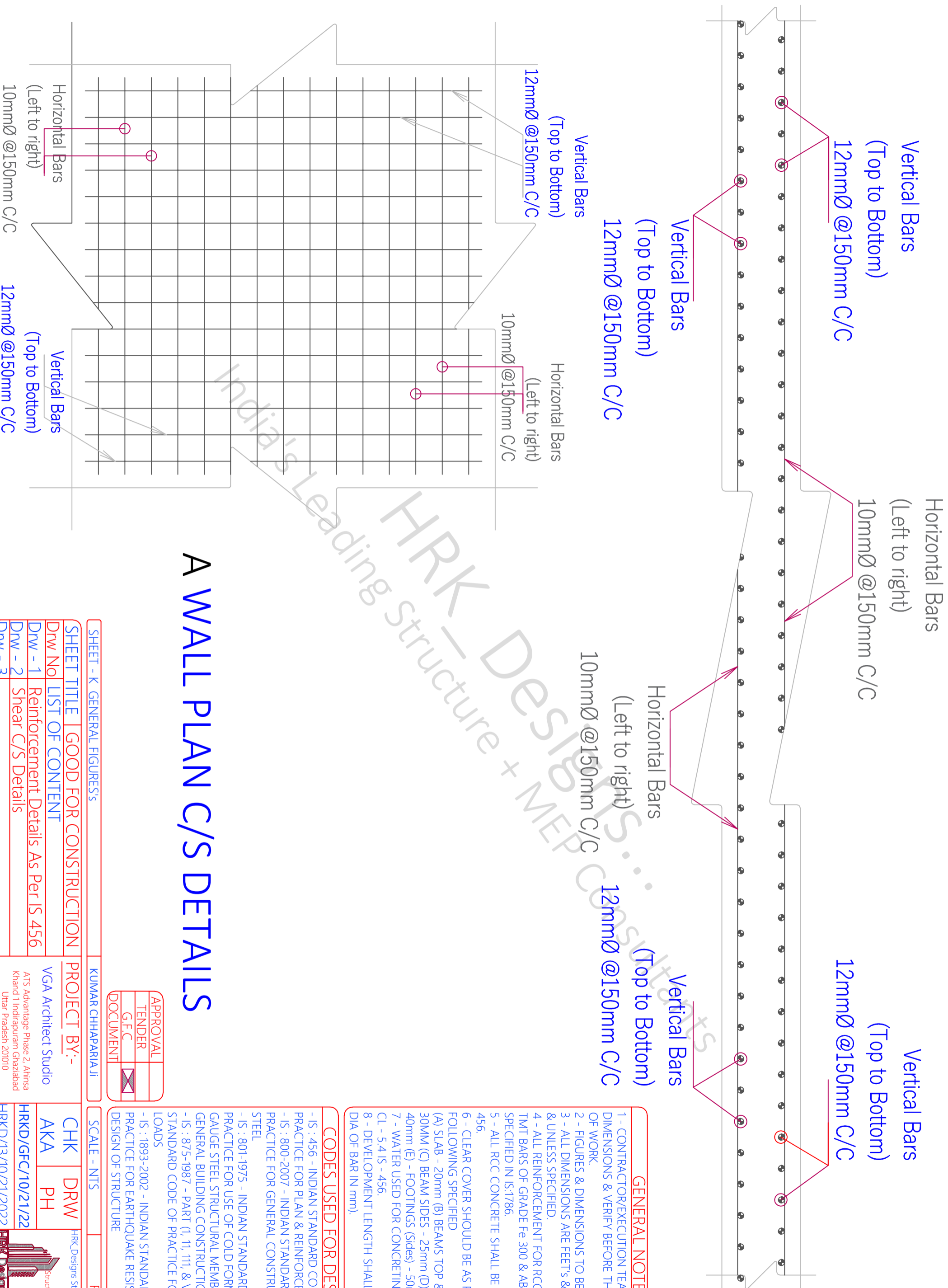
HRKD/GFC/10/21/22

HRK Designs Structure Consultants India Pvt.Ltd

HRKD/13/10/21/2022

HRK Designs

Web reinforcement shall consist of vertical hoops:
 A vertical hoop is a closed stirrup having a 135° hook with a 10 diameter extension (but not < 75 mm) at each end that is embedded in the confined core



A WALL PLAN C/S DETAILS

GENERAL NOTES

- 1 - CONTRACTOR/EXECUTION TEAM CHECK DIMENSIONS & VERIFY BEFORE THE EXECUTION OF WORK.
- 2 - FIGURES & DIMENSIONS TO BE FOLLOWED.
- 3 - ALL DIMENSIONS ARE FEET'S & INCH'S UNTIL & UNLESS SPECIFIED.
- 4 - ALL REINFORCEMENT FOR RCC SHALL BE TMT BARS OF GRADE Fe 300 & ABOVE ONLY AS SPECIFIED IN IS:1786.
- 5 - ALL RCC CONCRETE SHALL BE AS PER IS - 456.
- 6 - CLEAR COVER SHOULD BE AS PER FOLLOWING SPECIFIED
- (A) SLAB - 20mm (B) BEAMS TOP & BOTTOM- 30MM (C) BEAM SIDES - 25mm (D) - COLUMNS - 40mm (E) - FOOTINGS (Sides) - 50mm.
- 7 - WATER USED FOR CONCRETING SHALL MEET CL - 5.4 IS - 456.
- 8 - DEVELOPMENT LENGTH SHALL BE 48D (D - DIA OF BAR IN mm).

CODES USED FOR DESIGNING

- IS : 456 - INDIAN STANDARD CODE OF PRACTICE FOR PLAN & REINFORCED CONCRETE
- IS : 800-2007 - INDIAN STANDARD CODE OF PRACTICE FOR GENERAL CONSTRUCTION IN STEEL
- IS : 801-1975 - INDIAN STANDARD CODE OF PRACTICE FOR USE OF COLD FORMED LIGHT GAUGE STEEL STRUCTURAL MEMBERS IN GENERAL BUILDING CONSTRUCTION
- IS : 875-1987 - PART (I, 11, 111, & V) - INDIAN STANDARD CODE OF PRACTICE FOR DESIGN LOADS
- IS : 1893-2002 - INDIAN STANDARD CODE OF PRACTICE FOR EARTHQUAKE RESISTANCE DESIGN OF STRUCTURE

APPROVAL	
TENDER	
G.F.C	
DOCUMENT	

SHEET - K GENERAL FIGURES		KUMAR CHHAPARRAJI	
SHEET TITLE GOOD FOR CONSTRUCTION		PROJECT BY:-	
Drw No LIST OF CONTENT		VGA Architect Studio	
Drw - 1 Reinforcement Details As Per IS 456		ATS Advantage Phase 2, Ahinsa	
Drw - 2 Shear C/S Details		Khand 1 Indrapuram Ghaziabad	
Drw - 3		Uttar Pradesh 201010	

SCALE - NTS	R-0
CHK	DRW
AKA	PH
HRKD/GFC/10/21/22	
HRKD/13/10/21/2022	

HRK Designs Structure Consultants
India Pvt.LTD
India's Leading
Structure + MEP Consultants
Varna Bayal Road TP2 Gdrt
Sewali Vardodara - 390011
www.hrkdsgns.in
mahate@hrkdsgns.in
+91-9380 930 347

STRUCTURE WORKINGS DRAWINGS RIGHTS RESERVED BY HRK DESIGNS STRUCTURE CONSULTANTS INDIA PVT. LTD. & TEAM

107'-7"

PLOT AREA
19625.00 Sq.Ft

179'-4"

179'-4 $\frac{1}{2}$ "

PLOT AREA
19625.00 Sq.Ft

111'-3 $\frac{1}{2}$ "

ARCHITECT WORKINGS DRAWINGS RIGHTS RESERVED BY VGA Architect Studio & Team

SHEET TITLE

S - 1	Plot Area
S - 2	Col's C/S & Details
S - 3	
S - 4	

PROJECT BY:-

VGA Architect Studio
Ar. Vinod Goel Ji
ATS Advantage Phase 2, Ahinsa
Khand 1 Indirapuram Ghaziabad
Uttar Pradesh 201010

G + 5 Story
building for
**KUMAR
CHHAPARIA Ji**

+91-9890 980 947



S-1
Date - 21/10/2022
HRKD/STR/EP/13/09/24
Str Sign

Plot line Details

Date - 21/10/2022	PVH	AKA	A3 PRINTS
HRKD/STR/EP/13/09/24	Str Engg.		HRKD/STR/GFC/13/09/22
Str Sign	AKA	Str Stamp	STR - REV - 9 24/10/2022 ***NA***



SHEET TITLE

S - 1	Boundary Foot's CL Plan
S - 2	Boundary Foot's Layout
S - 3	Boundary Foot's C/S & DETAILS
S - 4	

PROJECT BY:-
VGA Architect Studio
 Ar. Vinod Goel Ji
 ATS Advantage Phase 2, Ahinsa
 Khand 1 Indrapuram Ghaziabad
 Uttar Pradesh 201010

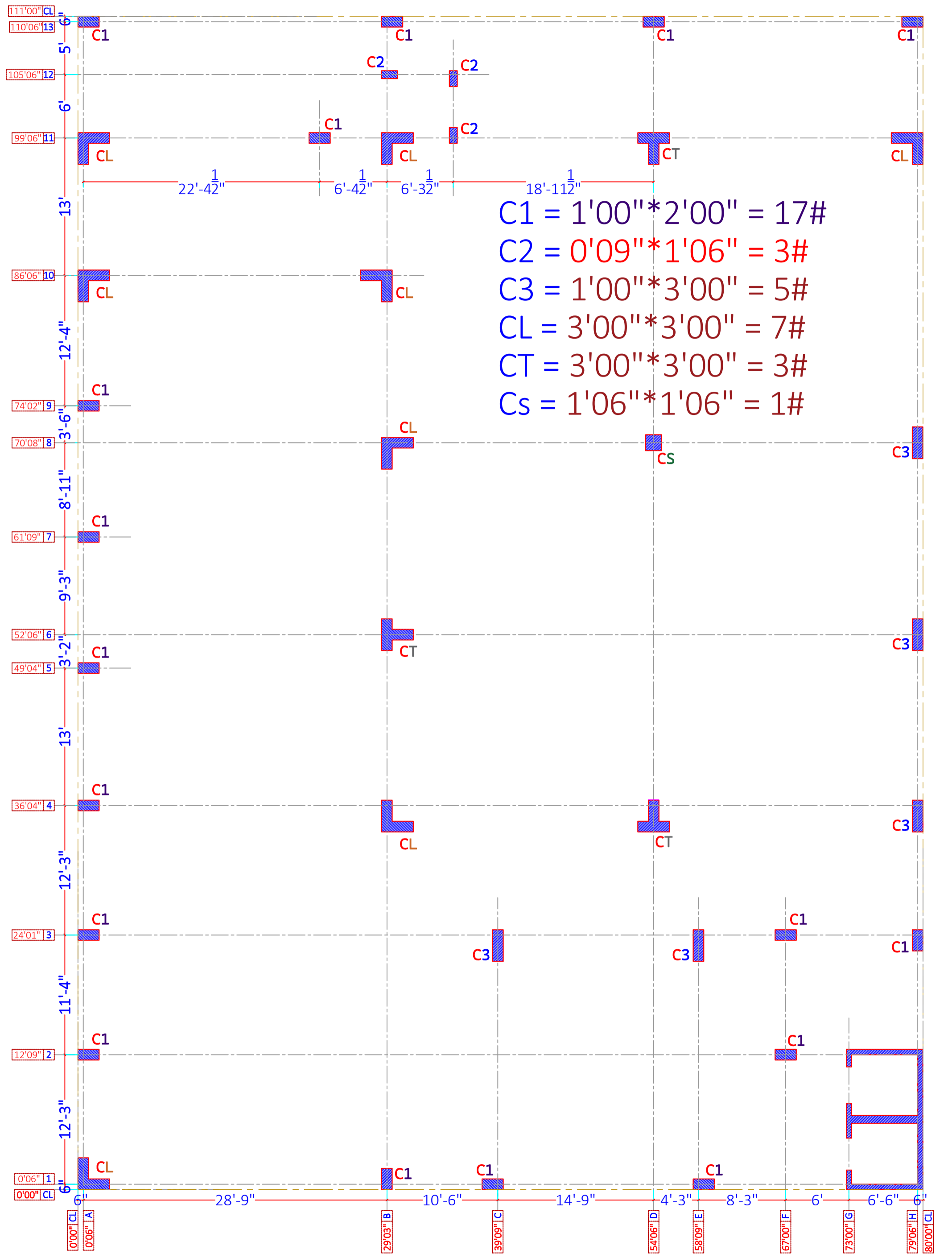
G + 5 Story
 building for
**KUMAR
 CHHAPARIA Ji**

+91-9380 930 347
 HRK DESIGNS STRUCTURE
 CONSULTANTS INDIA PVT LTD
 Vasna Bayali Road
 TP2 Gotri Sevasi
 Vadodara - 390021
 www.hrkdsgns.in
 namaste@hrkdsgns.in
HRK Designs
 Gandhidham | Vadodara | Delhi | Mumbai

S-3 Boundary Foot's Details

Date - 21/10/2022	PVH	AKA	A3 PRINTS
HRKD/STR/EP/13/09/24	Str Engg.		HRKD/STR/GFC/13/09/22
Str Sign	AKA		STR - REV - 9
Principal Engineer	Str Stamp		24/10/2022 ***NA***

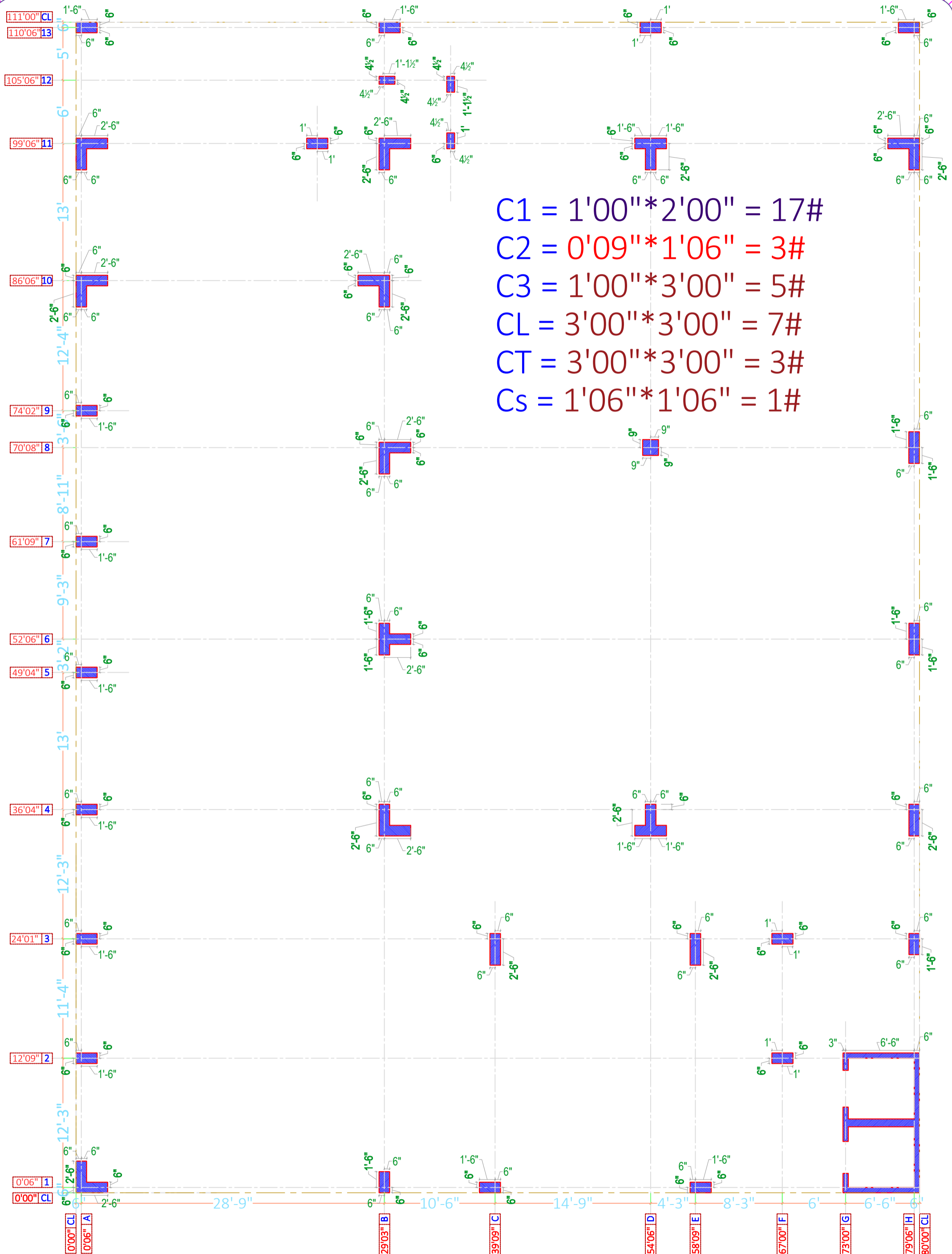
STRUCTURE WORKINGS DRAWINGS RIGHTS RESERVED BY HRK DESIGNS STRUCTURE CONSULTANTS INDIA PVT. LTD. & TEAM



$C1 = 1'00'' * 2'00'' = 17\#$
 $C2 = 0'09'' * 1'06'' = 3\#$
 $C3 = 1'00'' * 3'00'' = 5\#$
 $CL = 3'00'' * 3'00'' = 7\#$
 $CT = 3'00'' * 3'00'' = 3\#$
 $Cs = 1'06'' * 1'06'' = 1\#$

ARCHITECT WORKINGS DRAWINGS RIGHTS RESERVED BY VGA Architect Studio & Team

SHEET TITLE		PROJECT BY:-		G + 5 Story building for		S-4		Center line Details			
S - 1	Col's Center line Plan	VGA Architect Studio		Ar. Vinod Goel Ji		HRK DESIGNS STRUCTURE CONSULTANTS INDIA PVT LTD		Date - 21/10/2022	PVH	AKA	A3 PRINTS
S - 2	Col's Center line Details	ATS Advantage Phase 2, Ahinsa Khand 1 Indirapuram Ghaziabad Uttar Pradesh 201010		KUMAR CHHAPARIA Ji		Vasna Bayali Road TP2 Gotri Sevasti Vadodara - 390021		HRKD/STR/EP/13/09/24	Str Engg.		HRKD/STR/GFC/13/09/22
S - 3	Col's Center line C/S & Details					www.hrkdsgns.in		Str Sign		STR - REV - 9	
S - 4						namaste@hrkdsgns.in		AKA		Str Stamp	



C1 = 1'00" * 2'00" = 17#
 C2 = 0'09" * 1'06" = 3#
 C3 = 1'00" * 3'00" = 5#
 CL = 3'00" * 3'00" = 7#
 CT = 3'00" * 3'00" = 3#
 Cs = 1'06" * 1'06" = 1#


SHEET TITLE	
S - 1	Col's Center line Plan
S - 2	Col's Center line Details
S - 3	Col's Center line C/S & Details
S - 4	

PROJECT BY:-
VGA Architect Studio
 Ar. Vinod Goel Ji
 ATS Advantage Phase 2, Ahinsa
 Khand 1 Indirapuram Ghaziabad
 Uttar Pradesh 201010

G + 5 Story
 building for
**KUMAR
 CHHAPARIA Ji**

HRK DESIGNS STRUCTURE
 CONSULTANTS INDIA PVT LTD
 Vasna Bayali Road
 TP2 Gotri Sevasi
 Vadodara - 390021
 www.hrkdsgns.in
 namaste@hrkdsgns.in
 +91-9380 930 347
 Gandhidham | Vadodara | Delhi | Mumbai

S-5 Center line Details			
Date - 21/10/2022	PVH	AKA	A3 PRINTS
HRKD/STR/EP/13/09/24	Str Engg.		HRKD/STR/GFC/13/09/22
Str Sign	Str Stamp		STR - REV - 9
AKA			24/10/2022 ***NA***



SHEET TITLE

S - 1	Col's Center line Plan
S - 2	Col's Center line Details
S - 3	Col's Center line C/S & Details
S - 4	

PROJECT BY:-
VGA Architect Studio
 Ar. Vinod Goel Ji
 ATS Advantage Phase 2, Ahinsa
 Khand 1 Indirapuram Ghaziabad
 Uttar Pradesh 201010


G + 5 Story
 building for
**KUMAR
 CHHAPARIA Ji**

HRK DESIGNS STRUCTURE
 CONSULTANTS INDIA PVT LTD
 Vasna Bayali Road
 TP2 Gotri Sevasi
 Vadodara - 390021
 www.hrkdsgns.in
 namaste@hrkdsgns.in

S-6 Center line Details

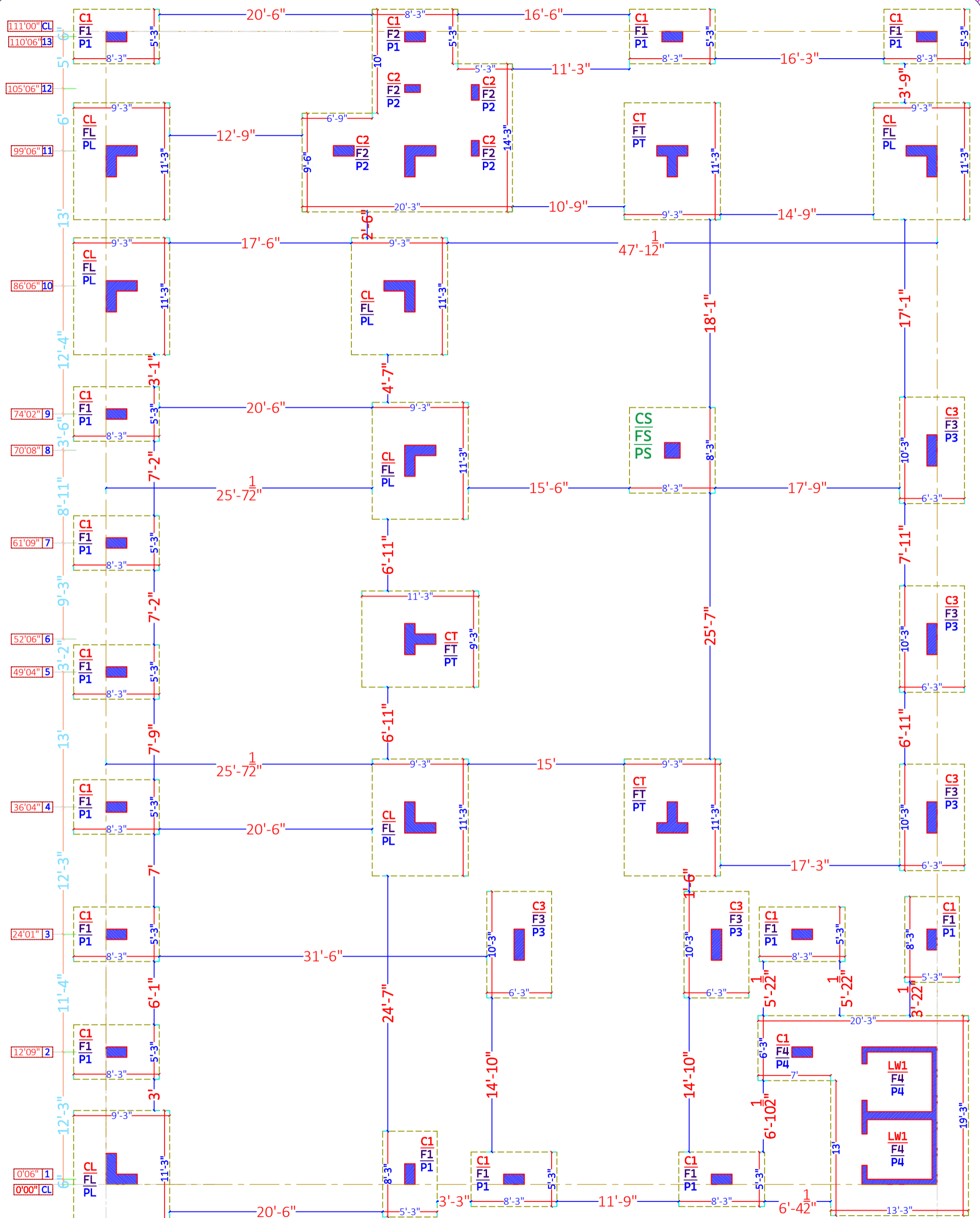
Date - 21/10/2022	PVH	AKA	A3 PRINTS
HRKD/STR/EP/13/09/24	Str Engg.		HRKD/STR/GFC/13/09/22
Str Sign	Str Stamp		STR - REV - 9
Principal Engineer	AKA		24/10/2022 ***NA***

STRUCTURE WORKINGS DRAWINGS RIGHTS RESERVED BY HRK DESIGNS STRUCTURE CONSULTANTS INDIA PVT. LTD. & TEAM

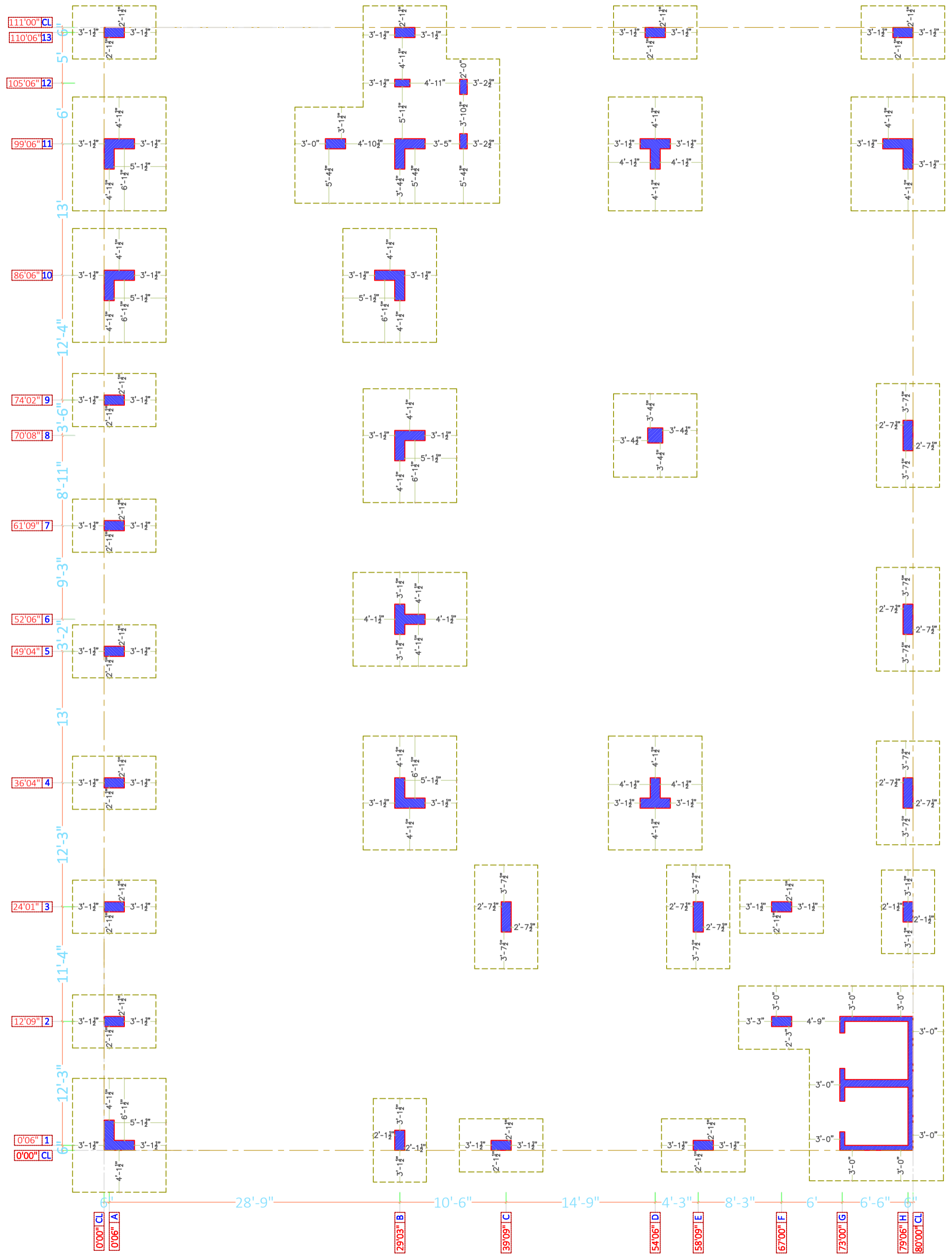


ARCHITECT WORKINGS DRAWINGS RIGHTS RESERVED BY VGA Architect Studio & Team

SHEET TITLE		PROJECT BY:- VGA Architect Studio Ar. Vinod Goel Ji		G + 5 Story building for KUMAR CHHAPARIA Ji		 HRK DESIGNS STRUCTURE CONSULTANTS INDIA PVT LTD Vasna Bayali Road TP2 Gotri Sevasi Vadodara - 390021 www.hrkdsgns.in namaste@hrkdsgns.in		S-7 Center line Details		
S - 1	Col's Center line Plan	ATS Advantage Phase 2, Ahinsa Khand 1 Indrapuram Ghaziabad Uttar Pradesh 201010		+91-9380 930 347		Date - 21/10/2022		PVH	AKA	A3 PRINTS
S - 2	Col's Center line Details					HRKD/STR/EP/13/09/24		Str Engg.		HRKD/STR/GFC/13/09/22
S - 3	Col's Center line C/S & Details					Str Sign				STR - REV - 9
S - 4						Principal Engineer		AKA	Str Stamp	24/10/2022 ***NA***



SHEET TITLE		PROJECT BY:- VGA Architect Studio Ar. Vinod Goel Ji		G + 5 Story building for KUMAR CHHAPARIA Ji		 HRK DESIGNS STRUCTURE CONSULTANTS INDIA PVT LTD Vasna Bayali Road TP2 Gotri Sevasi Vadodara - 390021 www.hrkdsgns.in namaste@hrkdsgns.in Gandhidham Vadodara Delhi Mumbai		S-8 Footings CL Details	
S - 1	Foot's Center line Plan	ATS Advantage Phase 2, Ahinsa Khand 1 Indirapuram Ghaziabad Uttar Pradesh 201010		Date - 21/10/2022 HRKD/STR/EP/13/09/24 Str Sign AKA		PVH AKA Str Engg. Str Stamp AKA		A3 PRINTS HRKD/STR/GFC/13/09/22 STR - REV - 9 24/10/2022 ***NA***	
S - 2	Foot's Center line Details								
S - 3	Foot's Center line C/S & Details								
S - 4									



SHEET TITLE

S - 1	Foot's Center line Plan
S - 2	Foot's Center line Details
S - 3	Foot's Center line C/S & Details
S - 4	

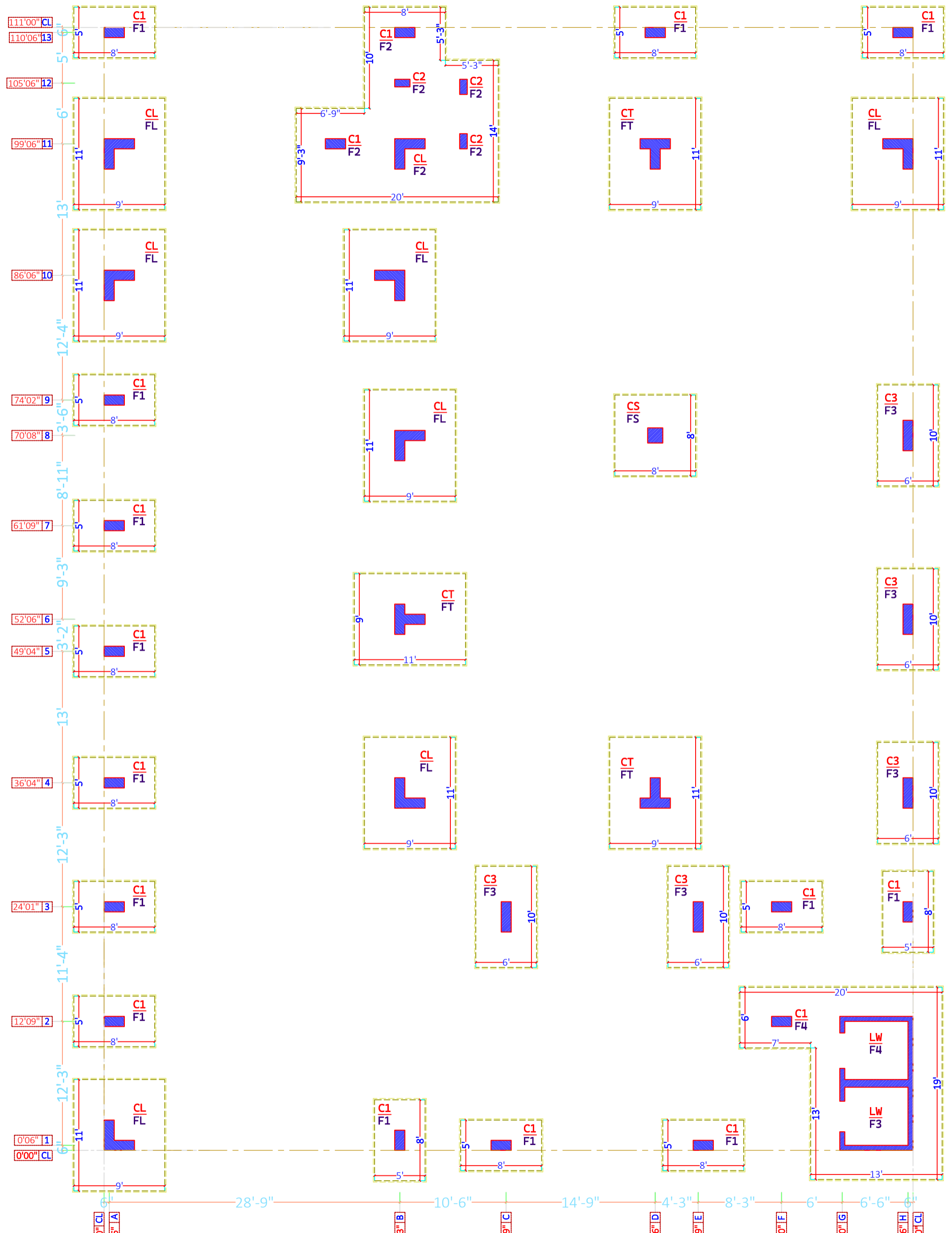
PROJECT BY:-
VGA Architect Studio
 Ar. Vinod Goel Ji
 ATS Advantage Phase 2, Ahinsa
 Khand 1 Indirapuram Ghaziabad
 Uttar Pradesh 201010

G + 5 Story
 building for
**KUMAR
 CHHAPARIA Ji**

HRK DESIGNS STRUCTURE
 CONSULTANTS INDIA PVT LTD
 Vasna Bayali Road
 TP2 Gotri Sevasi
 Vadodara - 390021
 www.hrkdsgns.in
 namaste@hrkdsgns.in
 +91-9380 930 347
 Gandhidham | Vadodara | Delhi | Mumbai

S-9 Footings CL Details

Date - 21/10/2022	PVH	AKA	A3 PRINTS
HRKD/STR/EP/13/09/24	Str Engg.		HRKD/STR/GFC/13/09/22
Str Sign			STR - REV - 9
AKA		Str Stamp	24/10/2022 ***NA***



SHEET TITLE

S - 1	Foot's Center line Plan
S - 2	Foot's Center line Details
S - 3	Foot's Center line C/S & Details
S - 4	

PROJECT BY:-
VGA Architect Studio
 Ar. Vinod Goel Ji
 ATS Advantage Phase 2, Ahinsa
 Khand 1 Indirapuram Ghaziabad
 Uttar Pradesh 201010

G + 5 Story
 building for
**KUMAR
 CHHAPARIA Ji**

HRK DESIGNS STRUCTURE
 CONSULTANTS INDIA PVT LTD
 Vasna Bayali Road
 TP2 Gotri Sevasti
 Vadodara - 390021
 www.hrkdsgns.in
 namaste@hrkdsgns.in
 Gandhidham | Vadodara | Delhi | Mumbai

S-10 Footings CL Details		Date - 21/10/2022	PVH	AKA	A3 PRINTS
HRKD/STR/EP/13/09/24		Str Engg.	HRKD/STR/GFC/13/09/22		
Str Sign		AKA	STR - REV - 9		
Principal Engineer		Str Stamp	24/10/2022 ***NA***		

Col's Details for Basement & GF Slab LVL only

<p>C1 - 1'00" * 2'00"</p> <p>C1 - 1'00" x 2'00" - 2.85%</p>	<p>C2 - 0'09" * 1'06"</p> <p>C2 - 9" x 1'06" - 2.35%</p>	<p>C3 - 1'00" * 3'00"</p> <p>C3 - 1'00" x 3'00" - 2.72%</p>	<p>Cs - 1'06" * 1'06"</p> <p>Cs - 1'06" x 1'06" - 2.65%</p>	<p>CL - 3'00" * 3'00"</p> <p>CL - 3'00" * 3'00" - 2.90%</p>	<p>CT - 3'00" * 3'00"</p> <p>CT - 3'00" * 3'00" - 2.90%</p>
--	---	--	--	--	--

Col's Details for FF & SF Slab LVL only

<p>C1 - 1'00" * 2'00"</p> <p>C1 - 1'00" x 2'00" - 2.45%</p>	<p>C2 - 0'09" * 1'06"</p> <p>C2 - 9" x 1'06" - 2.00%</p>	<p>C3 - 1'00" * 3'00"</p> <p>C3 - 1'00" x 3'00" - 2.60%</p>	<p>Cs - 1'06" * 1'06"</p> <p>Cs - 1'06" x 1'06" - 2.23%</p>	<p>CL - 3'00" * 3'00"</p> <p>CL - 3'00" * 3'00" - 2.50%</p>	<p>CT - 3'00" * 3'00"</p> <p>CT - 3'00" * 3'00" - 2.10%</p>
--	---	--	--	--	--

Col's Details for 3rd & 4th Slab LVL only

<p>C1 - 1'00" * 2'00"</p> <p>C1 - 1'00" x 2'00" - 2.10%</p>	<p>C2 - 0'09" * 1'06"</p> <p>C2 - 9" x 1'06" - 1.50%</p>	<p>C3 - 1'00" * 3'00"</p> <p>C3 - 1'00" x 3'00" - 2.10%</p>	<p>Cs - 1'06" * 1'06"</p> <p>Cs - 1'06" x 1'06" - 2.23%</p>	<p>CL - 3'00" * 3'00"</p> <p>CL - 3'00" * 3'00" - 1.85%</p>	<p>CT - 3'00" * 3'00"</p> <p>CT - 3'00" * 3'00" - 1.50%</p>
--	---	--	--	--	--

Col's Details for 5th & 6th Slab LVL only

<p>C1 - 1'00" * 2'00"</p> <p>C1 - 1'00" x 2'00" - 1.75%</p>	<p>C2 - 0'09" * 1'06"</p> <p>C2 - 9" x 1'06" - 1.50%</p>	<p>C3 - 1'00" * 3'00"</p> <p>C3 - 1'00" x 3'00" - 1.50%</p>	<p>Cs - 1'06" * 1'06"</p> <p>Cs - 1'06" x 1'06" - 1.60%</p>	<p>CL - 3'00" * 3'00"</p> <p>CL - 3'00" * 3'00" - 1.30%</p>	<p>CT - 3'00" * 3'00"</p> <p>CT - 3'00" * 3'00" - 1.30%</p>
--	---	--	--	--	--

COLUMN'S TABLE

Sr. No	Floor / Story	Col's Name	Col's Size	Num of Col's	Col's Reinf ^A	Concrete (Grade)	Reinforcement (Grade)
1	Basement + GF	C-1	1' * 2'	17	20φ - 10# + 25φ - 4#	M:25 (1:1:2)	Fy:500
2		C-2	9" * 1'06"	03	16φ - 6# + 20φ - 4#		
3		C-3	1' * 3'	05	20φ - 14# + 25φ - 6#		
4		C-s	1'06" * 1'06"	07	16φ - 8# + 20φ - 12#		
5		C-L	(1'3")+(1'2")	03	20φ - 16# + 25φ - 8#		
6		C-T	(1'3")+(1'2")	01	20φ - 16# + 25φ - 8#		
7	5th + 6th 3rd + 4th FF + SF	C-1	1' * 2'	17	20φ - 14#	M:25 (1:1:2)	Fy:500
8		C-2	9" * 1'06"	03	16φ - 4# + 20φ - 4#		
9		C-3	1' * 3'	05	20φ - 16# + 25φ - 4#		
10		C-s	1'06" * 1'06"	07	16φ - 16# + 20φ - 4#		
11		C-L	(1'3")+(1'2")	03	20φ - 18# + 25φ - 6#		
12		C-T	(1'3")+(1'2")	01	20φ - 18# + 25φ - 6#		
13		C-1	1' * 2'	17	20φ - 12#		
14		C-2	9" * 1'06"	03	16φ - 8#		
15		C-3	1' * 3'	05	20φ - 18#		
16		C-s	1'06" * 1'06"	07	16φ - 16# + 20φ - 4#		
17		C-L	(1'3")+(1'2")	03	20φ - 20# + 25φ - 4#		
18		C-T	(1'3")+(1'2")	01	20φ - 20#		
19	C-1	1' * 2'	17	20φ - 10#	M:25 (1:1:2)	Fy:500	
20	C-2	9" * 1'06"	03	16φ - 8#			
21	C-3	1' * 3'	05	16φ - 8# + 20φ - 8#			
22	C-s	1'06" * 1'06"	07	16φ - 16#			
23	C-L	(1'3")+(1'2")	03	20φ - 18#			
24	C-T	(1'3")+(1'2")	01	20φ - 18#			

C1 = 1'00" * 2'00" = 17#

C2 = 0'09" * 1'06" = 3#

C3 = 1'00" * 3'00" = 5#

CL = 3'00" * 3'00" = 7#

CT = 3'00" * 3'00" = 3#

Cs = 1'06" * 1'06" = 1#

SHEET TITLE

S - 1	Col's C/S Details
S - 2	Ped's C/S Details
S - 3	
S - 4	

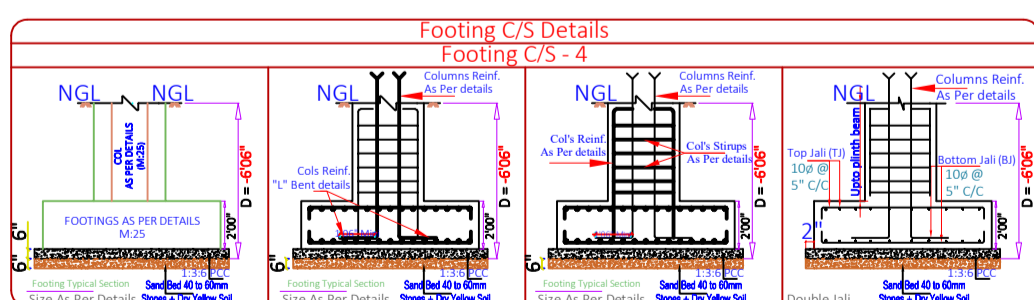
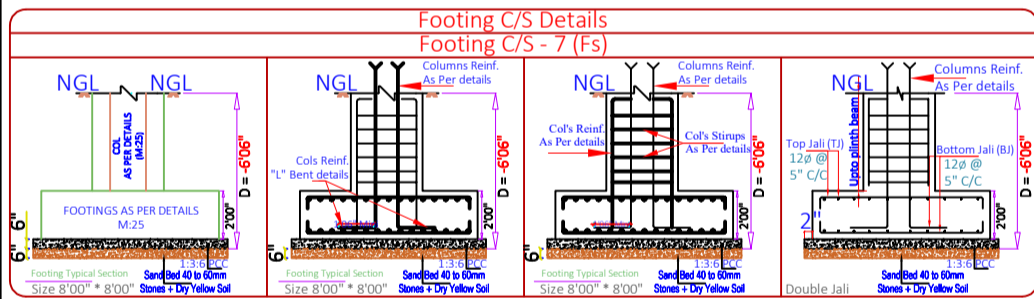
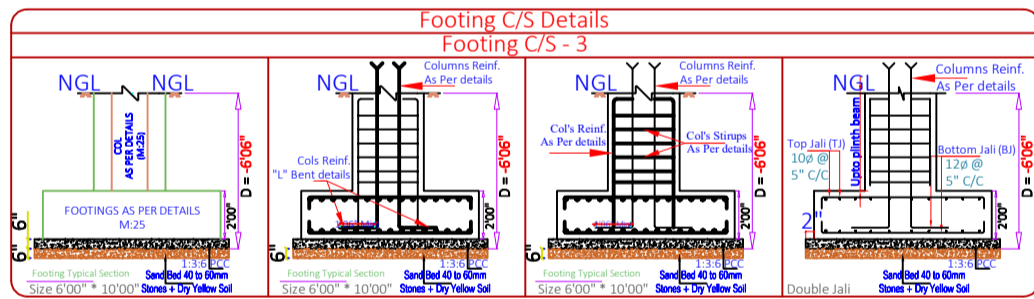
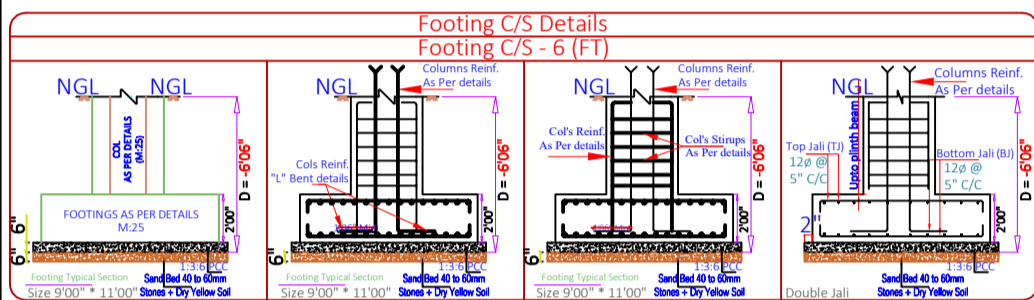
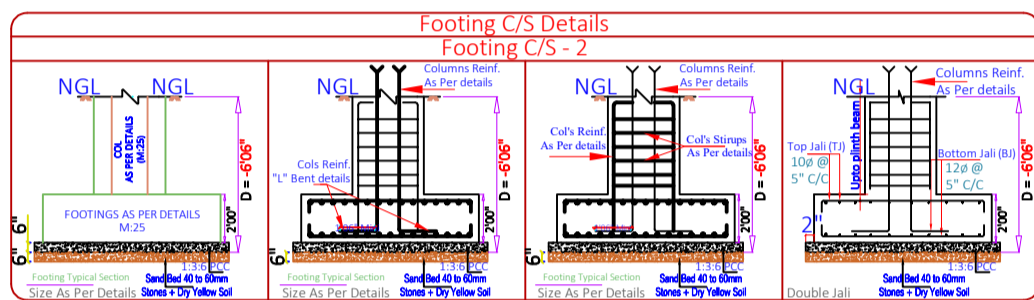
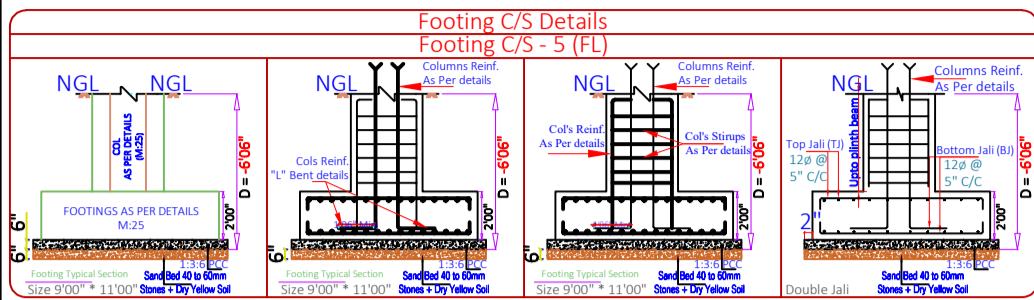
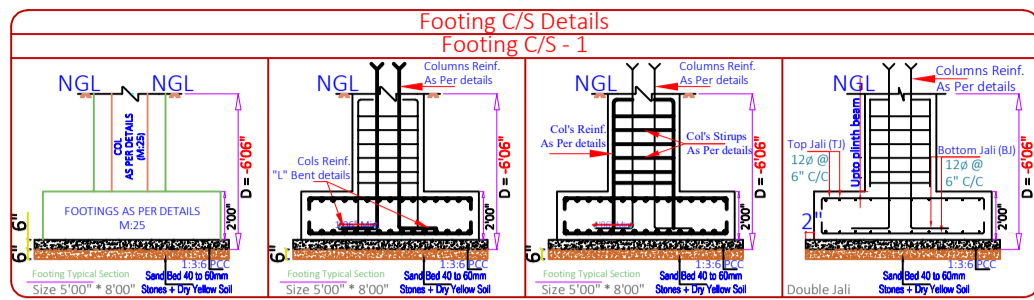
PROJECT BY:-
VGA Architect Studio
 Ar. Vinod Goel Ji
 ATS Advantage Phase 2, Ahinsa
 Khand 1 Indrapuram Ghaziabad
 Uttar Pradesh 201010

G + 5 Story
 building for
**KUMAR
 CHHAPARIA Ji**

HRK DESIGNS STRUCTURE
 CONSULTANTS INDIA PVT LTD
 Vasna Bayali Road
 TP2 Gotri Sevasi
 Vadodara - 390021
 www.hrkdsgns.in
 namaste@hrkdsgns.in
 Gandhidham | Vadodara | Delhi | Mumbai

S-13 Col's & Ped's C/S Details

Date - 21/10/2022
 HRKD/STR/EP/13/09/24
 Str Sign: AKA
 PVH: AKA
 AKA: AKA
 Str Stamp: AKA
 A3 PRINTS
 HRKD/STR/GFC/13/09/22
 STR - REV - 9
 24/10/2022



F1 = 5'00" * 8'00" = 14#
 F2 = As per Details = 1#
 F3 = 6'00" * 10'00" = 5#
 F4 = As Per Details
 FL = 9'00" * 11'00" = 7#
 FT = 9'00" * 11'00" = 3#
 Fs = 8'00" * 8'00" = 1#

SHEET TITLE	
S - 1	Foot's Sec Plan
S - 2	Foot's Sec Details
S - 3	Foot's C/S Details
S - 4	

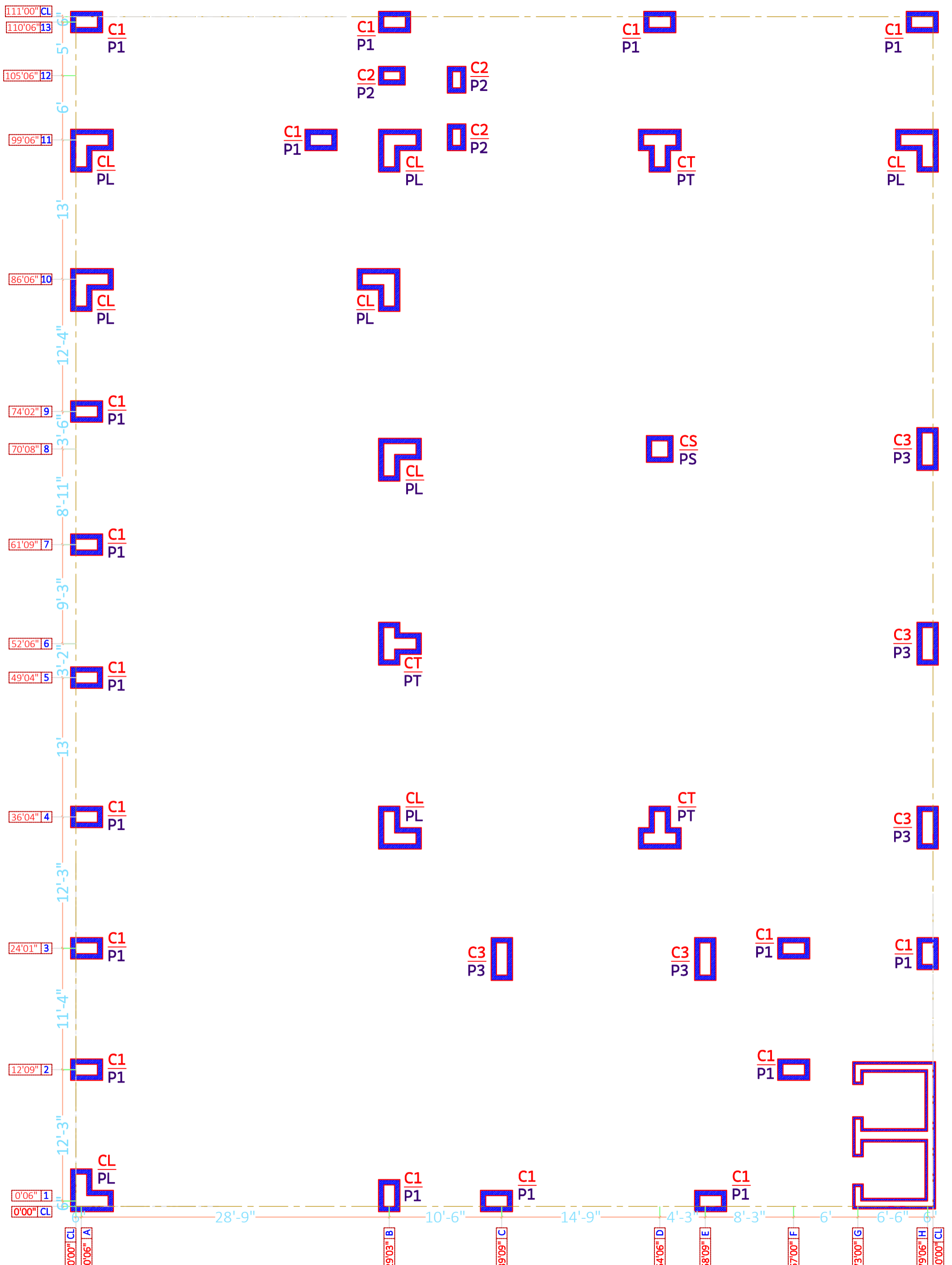
PROJECT BY:-
VGA Architect Studio
 Ar. Vinod Goel Ji
 ATS Advantage Phase 2, Ahinsa
 Khand 1 Indirapuram Ghaziabad
 Uttar Pradesh 201010

G + 5 Story
 building for
**KUMAR
 CHHAPARIA Ji**

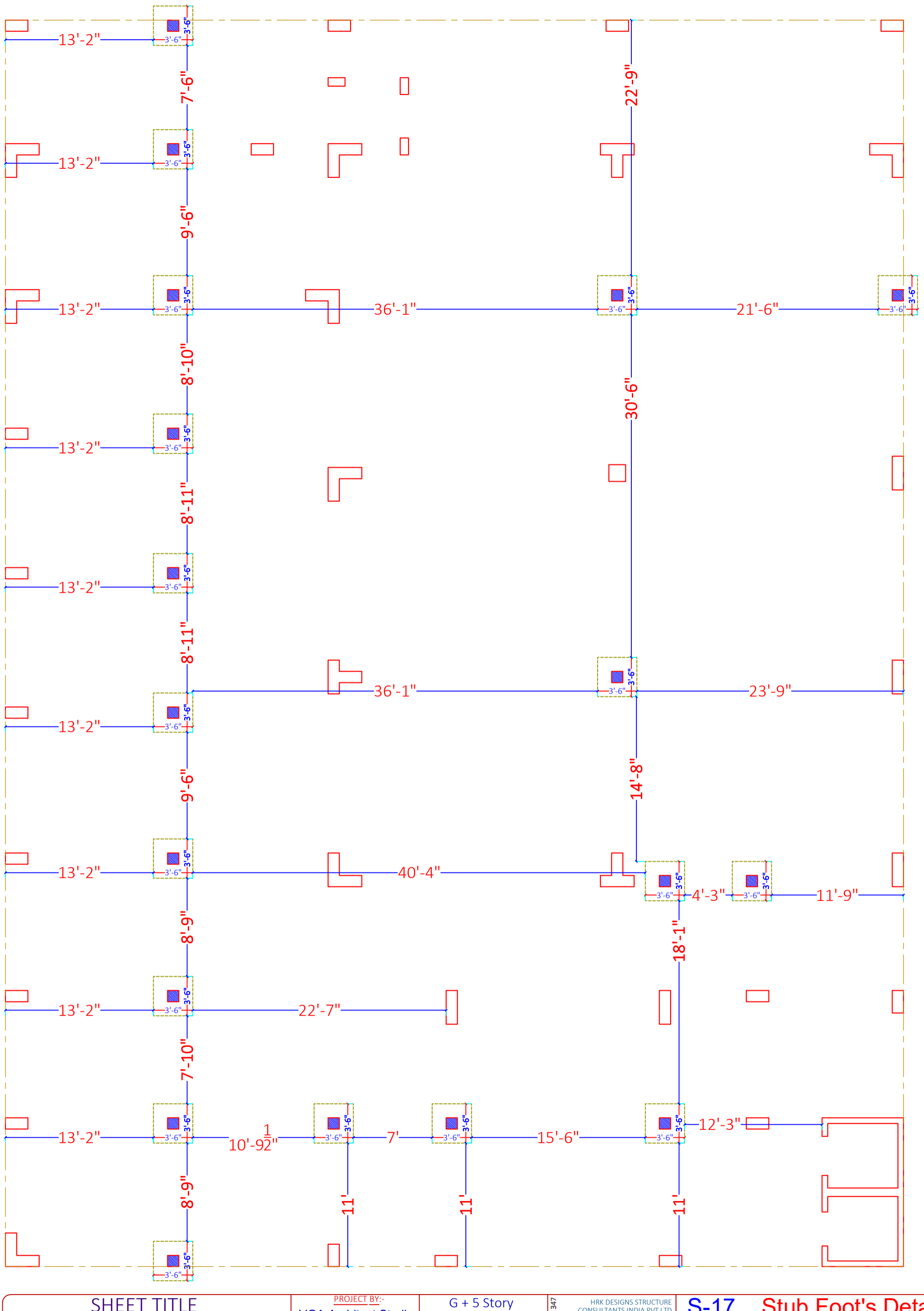
HRK DESIGNS STRUCTURE
 CONSULTANTS INDIA PVT LTD
 Vasna Bayali Road
 TP2 Gotri Sevasi
 Vadodara - 390021
 www.hrkdsgns.in
 namaste@hrkdsgns.in

S-14 Footings Sec Details

Date - 21/10/2022	PVH	AKA	A3 PRINTS
HRKD/STR/EP/13/09/24	Str Engg.		HRKD/STR/GFC/13/09/22
Str Sign	Str Stamp		STR - REV - 9
Principal Engineer	AKA		24/10/2022 ***NA***



SHEET TITLE		PROJECT BY:-		G + 5 Story building for		S-15		Ped Details	
S - 1	Ped's Center line Plan	VGA Architect Studio		KUMAR		Date - 21/10/2022		PVH	AKA
S - 2	Ped's Center line Details	Ar. Vinod Goel Ji		CHHAPARIA Ji		HRKD/STR/EP/13/09/24		Str Engg.	
S - 3	Ped's Center line C/S & Details	ATS Advantage Phase 2, Ahinsa Khand 1 Indirapuram Ghaziabad Uttar Pradesh 201010		www.hrkdsgns.in		Str Sign		Str Stamp	
S - 4				Gandhidham Vadodara Delhi Mumbai		AKA		HRKD/STR/GFC/13/09/22	
								STR - REV - 9	
								24/10/2022	



SHEET TITLE

S - 1	Stub Foot's Center line Plan
S - 2	Stub Foot's Center line Details
S - 3	Stub Foot's Center line C/S &
S - 4	

PROJECT BY:-
VGA Architect Studio
 Ar. Vinod Goel Ji
 ATS Advantage Phase 2, Ahinsa
 Khand 1 Indirapuram Ghaziabad
 Uttar Pradesh 201010

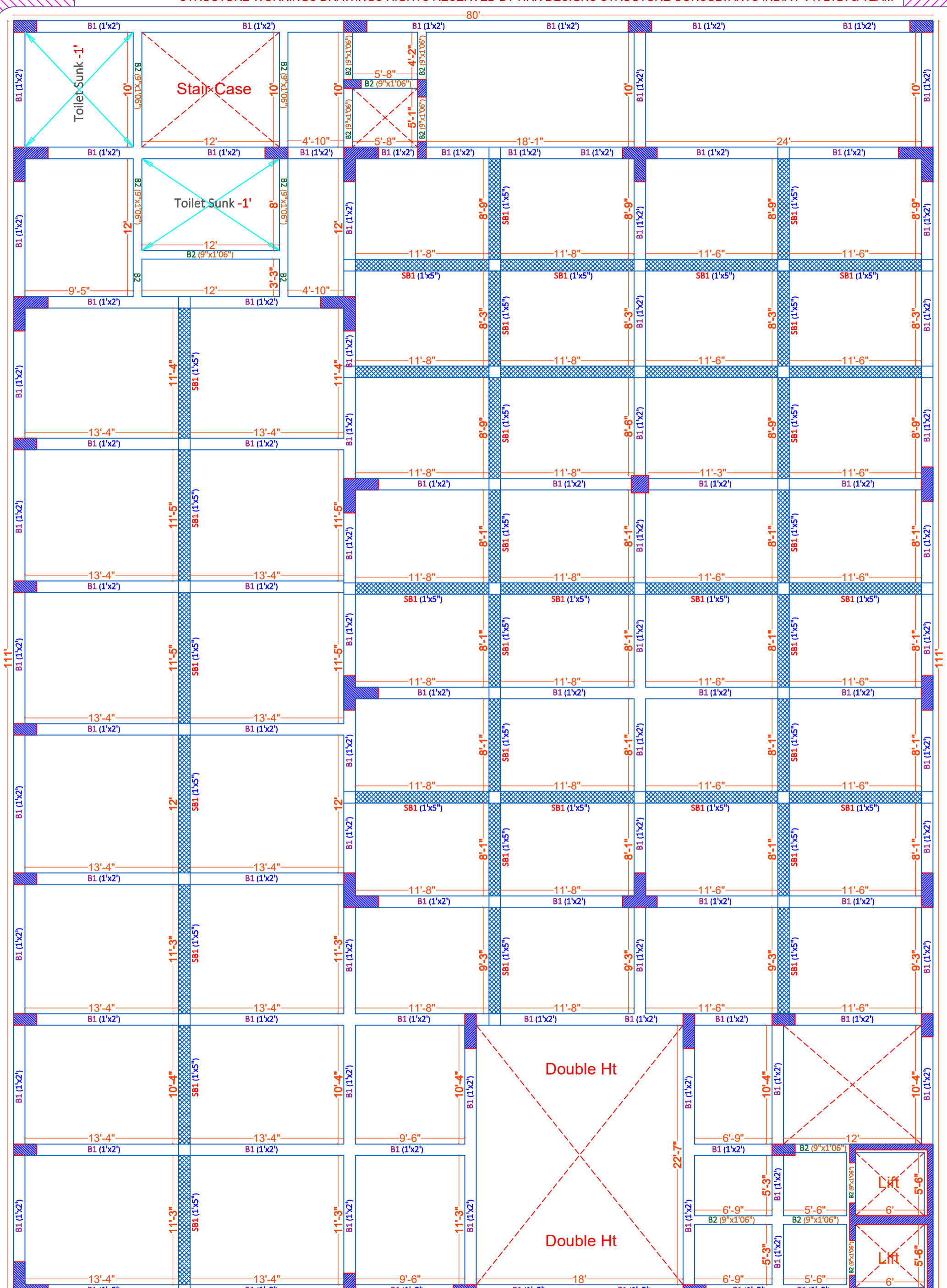
G + 5 Story
 building for
**KUMAR
 CHHAPARIA Ji**
 Details

HRK DESIGNS STRUCTURE
 CONSULTANTS INDIA PVT LTD
 Vasna Bayali Road
 TP2 Gotri Sevasti
 Vadodara - 390021
 www.hrkdsgns.in
 namaste@hrkdsgns.in
 +91-9380 930 347
 Gandhidham | Vadodara | Delhi | Mumbai

S-17 Stub Foot's Details

Date - 21/10/2022	PVH	AKA	A3 PRINTS
HRKD/STR/EP/13/09/24	Str Engg.		HRKD/STR/GFC/13/09/22
Str Sign	Str Stamp		STR - REV - 9
Principal Engineer	AKA		24/10/2022 ***NA***

STRUCTURE WORKINGS DRAWINGS RIGHTS RESERVED BY HRK DESIGNS STRUCTURE CONSULTANTS INDIA PVT. LTD. & TEAM



ARCHITECT WORKINGS DRAWINGS RIGHTS RESERVED BY VGA Architect Studio & Team

SHEET TITLE

- S - 1 GF Beam Plan
- S - 2 GF Beam Layout
- S - 3 GF Beam Details
- S - 4

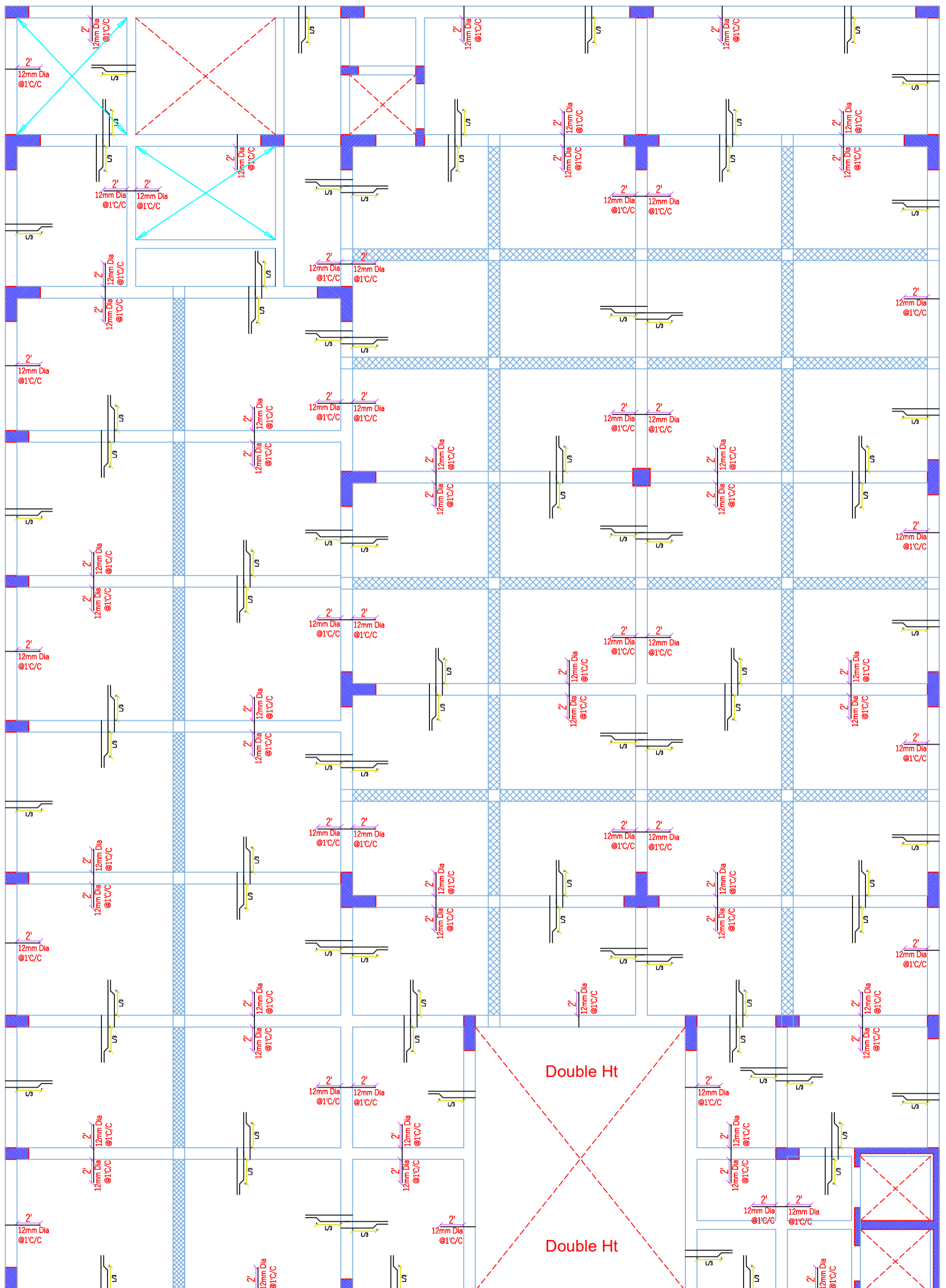
PROJECT BY:-
VGA Architect Studio
 Ar. Vinod Goel Ji
 ATS Advantage Phase 2, Ahinsa
 Khand 1 Indirapuram Ghaziabad
 Uttar Pradesh 201010

G + 5 Story
 building for
**KUMAR
 CHHAPARIA Ji**

HRK DESIGNS STRUCTURE
 CONSULTANTS INDIA PVT LTD
 Vasna Bayali Road
 TP2 Gotri Sevasi
 Vadodara - 390021
 www.hrkdsgns.in
 namaste@hrkdsgns.in

S-19 GF Beam Plan Details

Date - 21/10/2022	PVH	AKA	A3 PRINTS
HRKD/STR/EP/13/09/24	Str Engg.		HRKD/STR/GFC/13/09/22
Str Sign			STR - REV - 9
Principal Engineer	AKA	Str Stamp	24/10/2022 ***NA***



SHEET TITLE

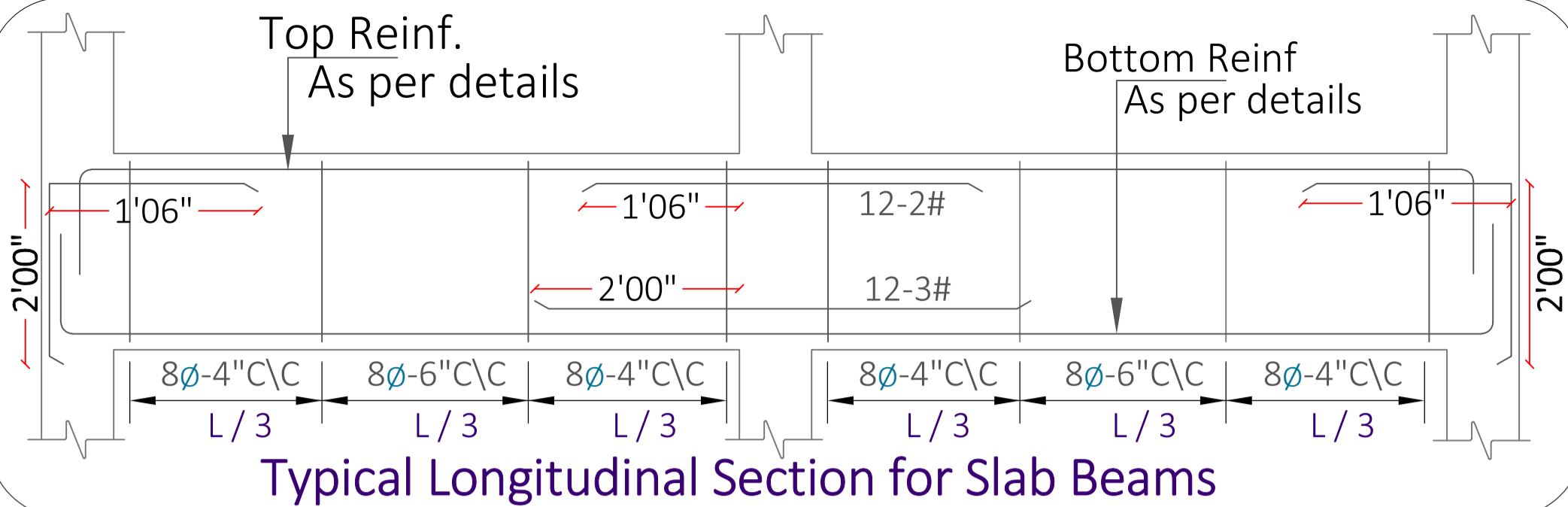
S - 1	GF Slab Plan
S - 2	GF Slab Layout
S - 3	GF Slab Details
S - 4	

PROJECT BY:-
VGA Architect Studio
 Ar. Vinod Goel Ji
 ATS Advantage Phase 2, Ahinsa
 Khand 1 Indrapuram Ghaziabad
 Uttar Pradesh 201010

G + 5 Story
 building for
**KUMAR
 CHHAPARIA Ji**

HRK DESIGNS STRUCTURE
 CONSULTANTS INDIA PVT LTD
 Vasna Bayali Road
 TP2 Gotri Sevasi
 Vadodara - 390021
 +91-9980 930 347
 www.hrkdsgns.in
 namaste@hrkdsgns.in

S-20	GF Slab Plan Details		
Date - 21/10/2022	PVH	AKA	A3 PRINTS
HRKD/STR/EP/13/09/24	Str Engg.		HRKD/STR/GFC/13/09/22
Str Sign	AKA	Str Stamp	STR - REV - 9 24/10/2022 ***NA***



Typical Longitudinal Section for Slab Beams

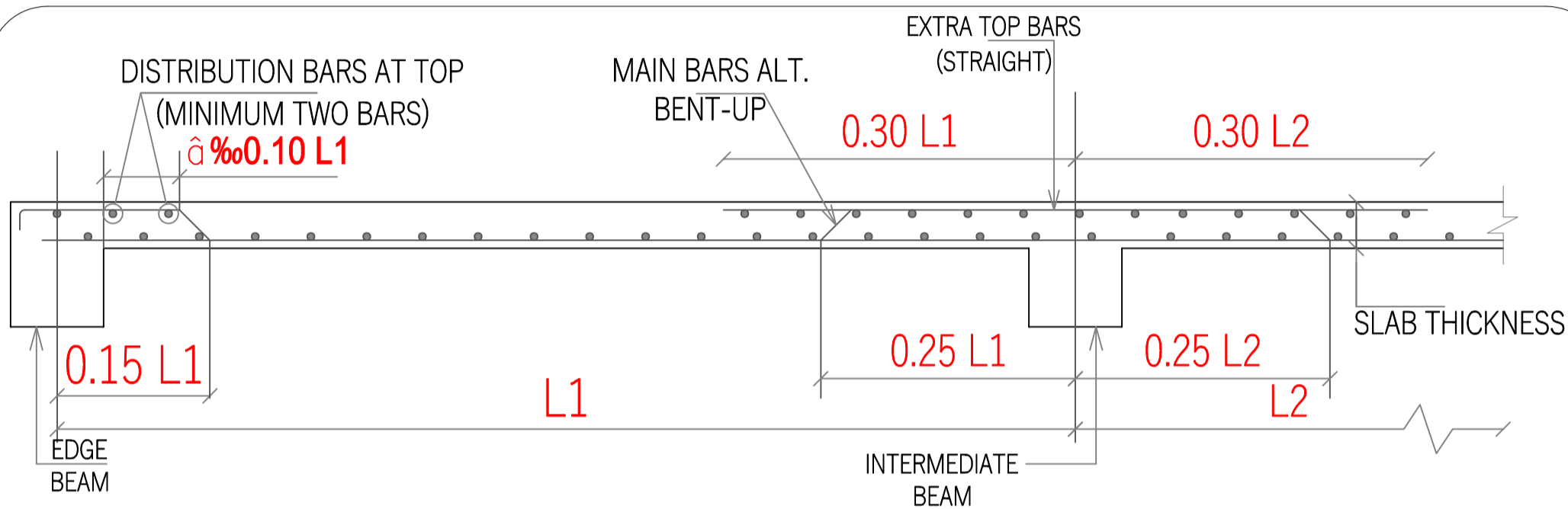
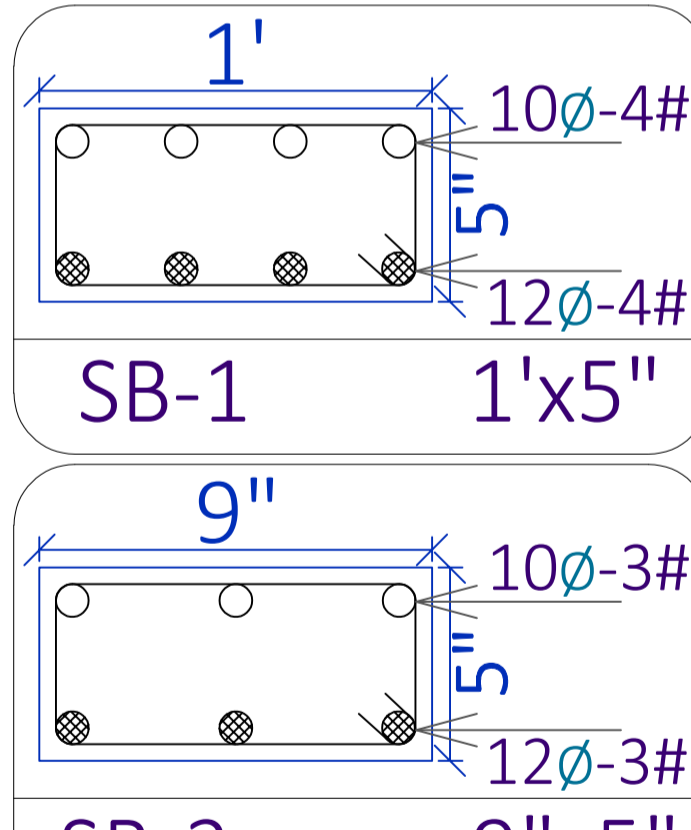
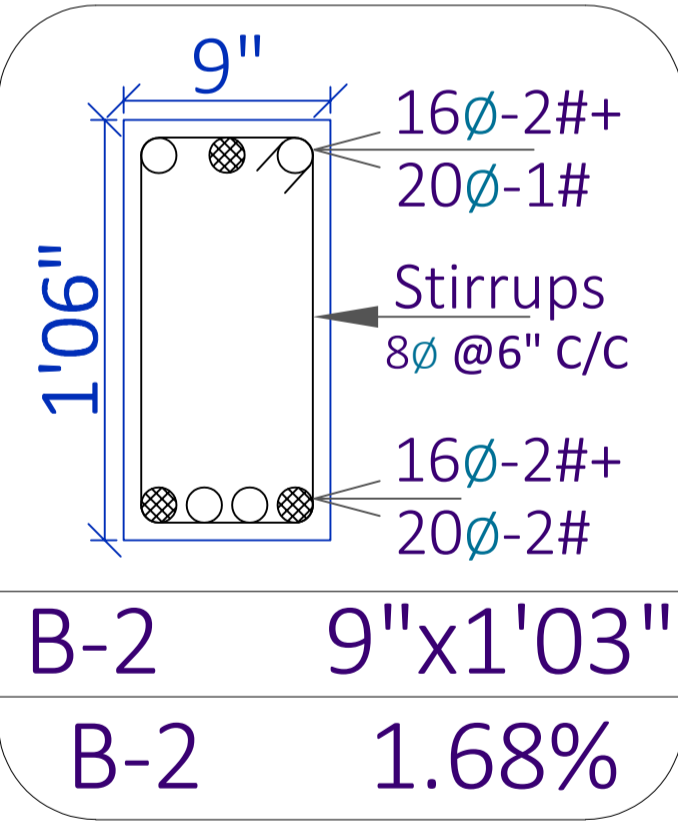
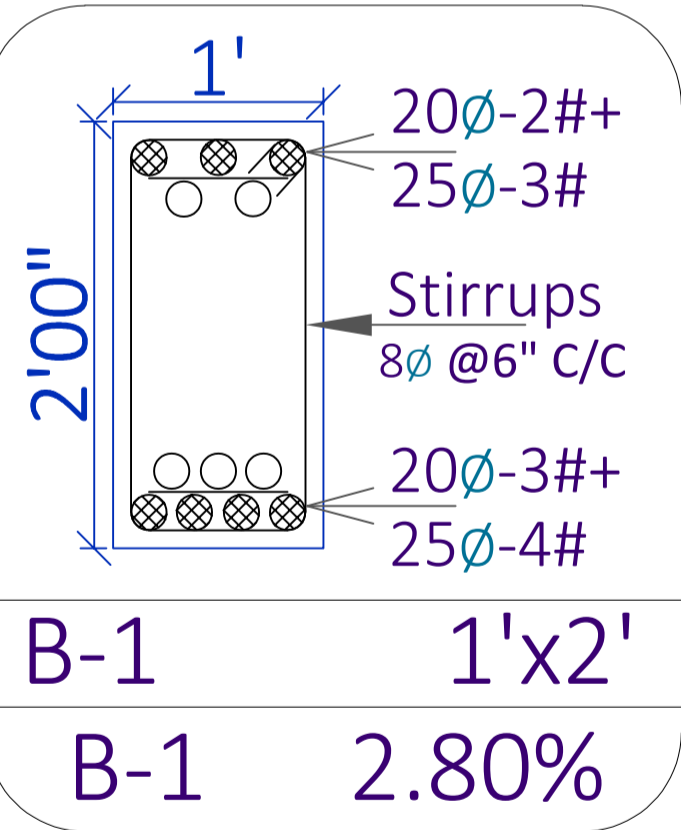


Figure - 4

Typical Slab Section for all the floors



Slab Thickness = 7"

10∅ Bent-up bars @ 5" C/C

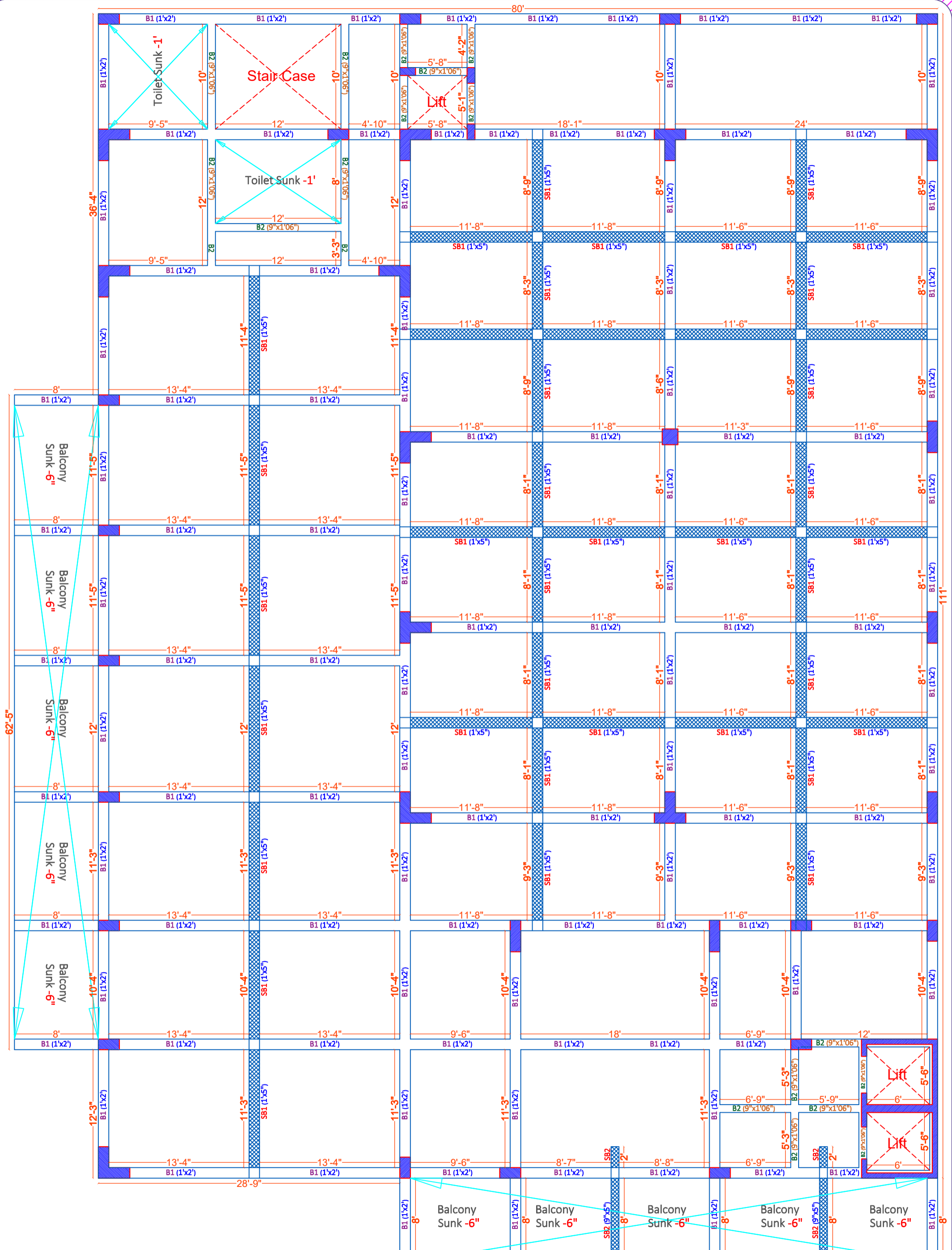
10∅ Straight bars @ 5" C/C

12∅ Extra bars @ 1' C/C (Junctions & Ends)

● LARGER DIA REINFORCEMENT BAR

○ SMALLER DIA REINFORCEMENT BAR

SHEET TITLE		PROJECT BY:-		G + 5 Story building for		HRK DESIGNS STRUCTURE CONSULTANTS INDIA PVT LTD		S-21 GF Beam & Reinf^ Details			
S - 1	GF Beam C/S Details	VGA Architect Studio		Ar. Vinod Goel Ji		Vasna Bayali Road TP2 Gotri Sevasi Vadodara - 390021		Date - 21/10/2022	PVH	AKA	A3 PRINTS
S - 2	GF Slab C/S Details	ATS Advantage Phase 2, Ahinsa Khand 1 Indirapuram Ghaziabad Uttar Pradesh 201010		KUMAR CHHAPARIA Ji		www.hrkdsgns.in namaste@hrkdsgns.in		HRKD/STR/EP/13/09/24	Str Engg.		HRKD/STR/GFC/13/09/22
S - 3	GF Beam Reinf^ C/S Details							Str Sign			STR - REV - 9
S - 4	GF Slab Reinf^ Details							Principal Engineer		AKA	Str Stamp



SHEET TITLE

S - 1	FF Beam Plan
S - 2	FF Beam Layout
S - 3	FF Beam Details
S - 4	

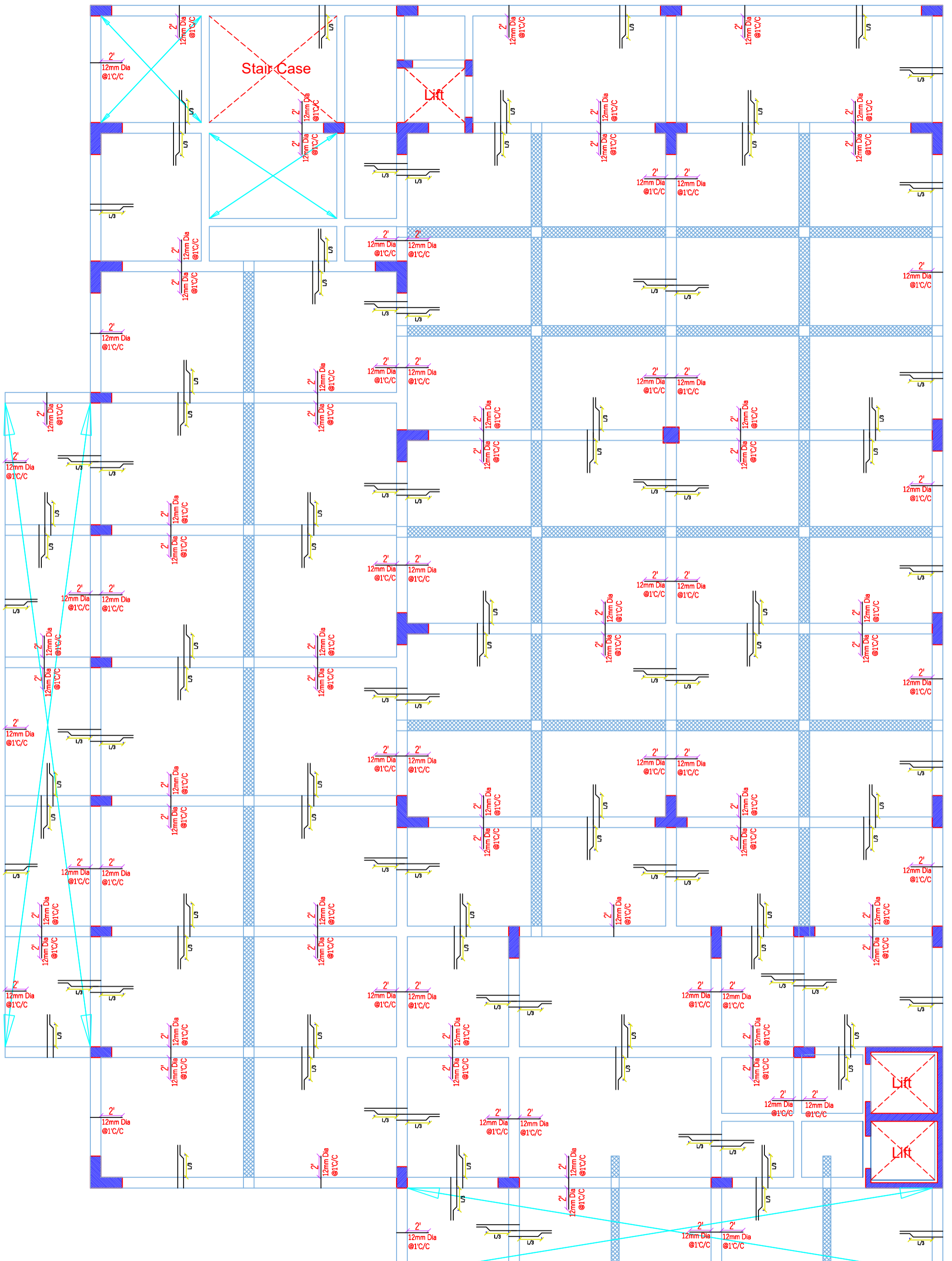
PROJECT BY:-
VGA Architect Studio
 Ar. Vinod Goel Ji
 ATS Advantage Phase 2, Ahinsa
 Khand 1 Indrapuram Ghaziabad
 Uttar Pradesh 201010

G + 5 Story
 building for
**KUMAR
 CHHAPARIA Ji**

HRK DESIGNS STRUCTURE CONSULTANTS INDIA PVT LTD
 Vasna Bayali Road
 TP2 Gotri Sevasi
 Vadodara - 390021
 www.hrkdsgns.in
 namaste@hrkdsgns.in
 +91-9980 930 347

S-22 FF Beam Plan Details

Date - 21/10/2022	PVH	AKA	A3 PRINTS
HRKD/STR/EP/13/09/24	Str Engg.		HRKD/STR/GFC/13/09/22
Str Sign	AKA	Str Stamp	STR - REV - 9 24/10/2022 ***NA***



SHEET TITLE

S - 1	FF Slab Plan
S - 2	FF Slab Layout
S - 3	FF Slab Details
S - 4	

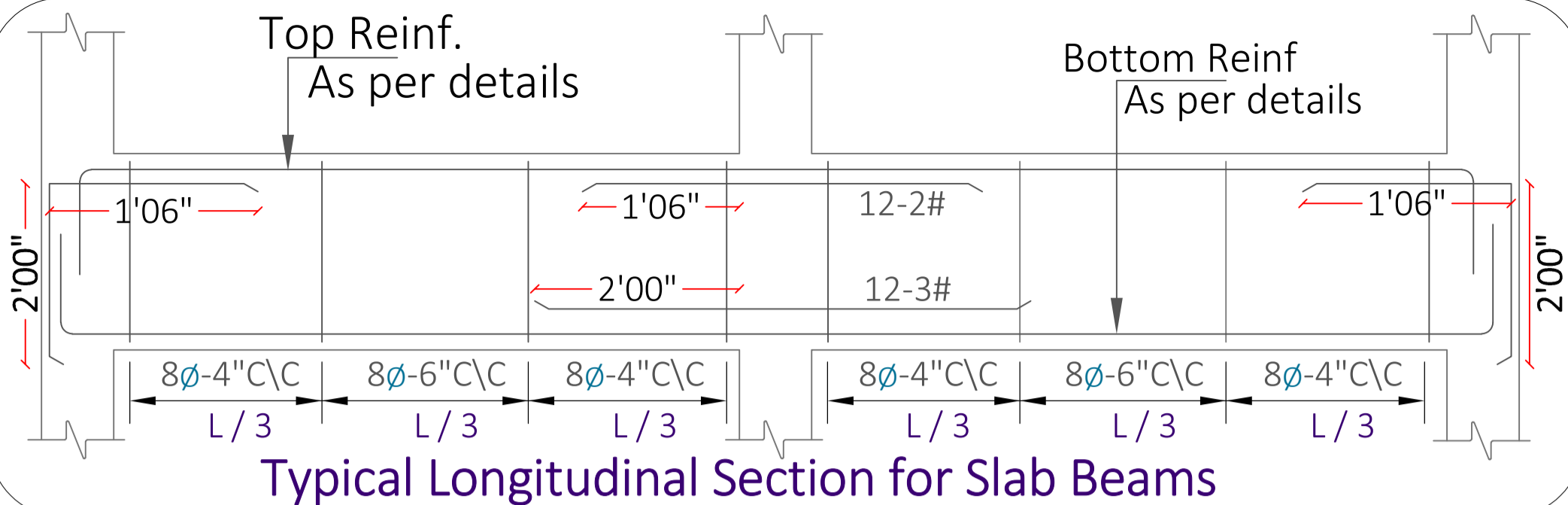
PROJECT BY:-
VGA Architect Studio
 Ar. Vinod Goel Ji
 ATS Advantage Phase 2, Ahinsa
 Khand 1 Indrapuram Ghaziabad
 Uttar Pradesh 201010

G + 5 Story
 building for
**KUMAR
 CHHAPARIA Ji**

HRK DESIGNS STRUCTURE CONSULTANTS INDIA PVT LTD
 Vasna Bayali Road
 TP2 Gotri Sevasi
 Vadodara - 390021
 +91-9980 930 347
 www.hrkdsgns.in
 namaste@hrkdsgns.in
 Gandhidham | Vadodara | Delhi | Mumbai

S-23 FF Slab Plan Details

Date - 21/10/2022	PVH	AKA	A3 PRINTS
HRKD/STR/EP/13/09/24	Str Engg.		HRKD/STR/GFC/13/09/22
Str Sign	AKA	Str Stamp	STR - REV - 9 24/10/2022 ***NA***



Typical Longitudinal Section for Slab Beams

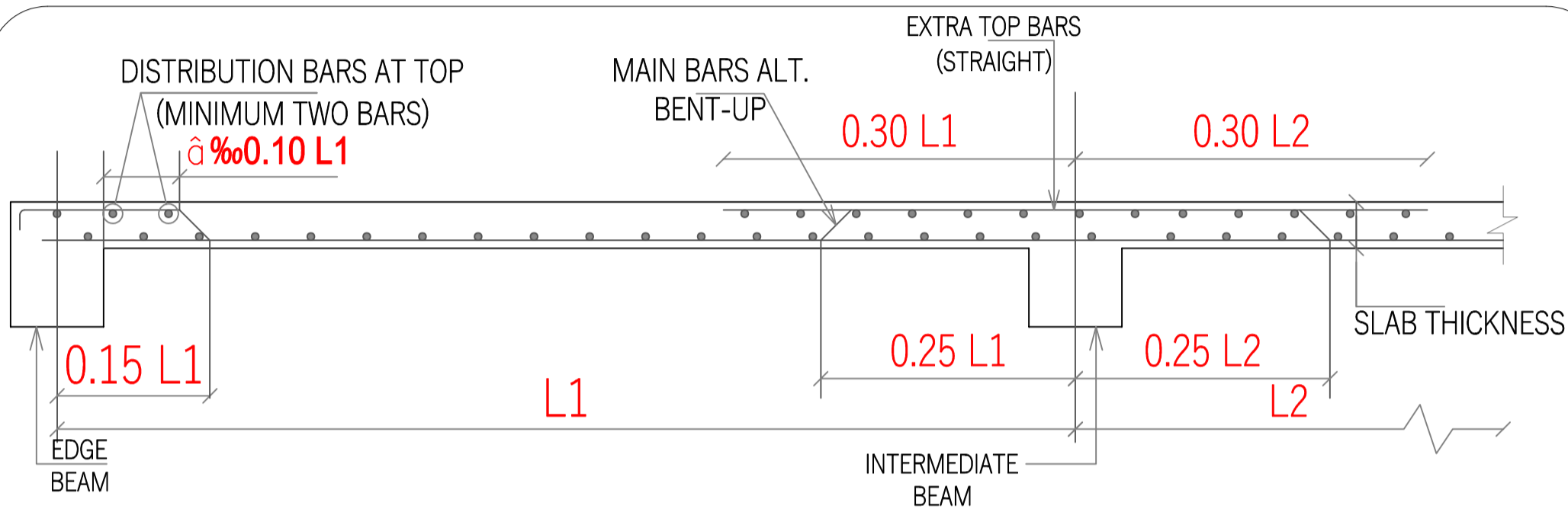
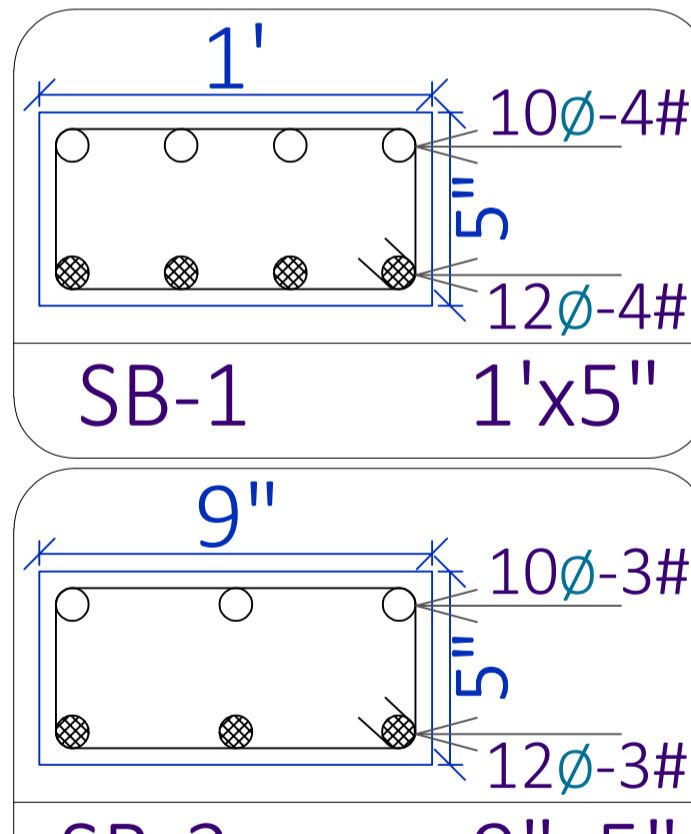
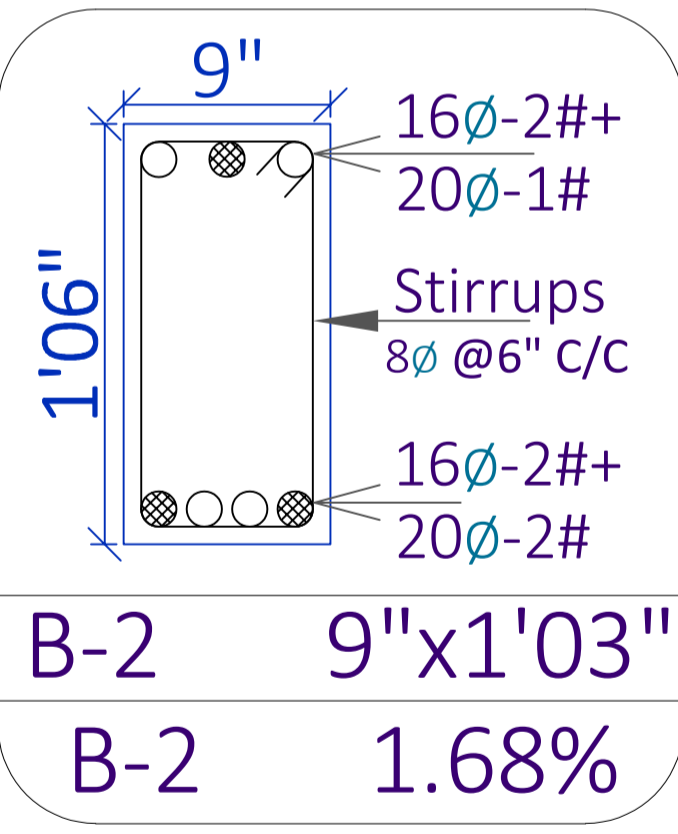
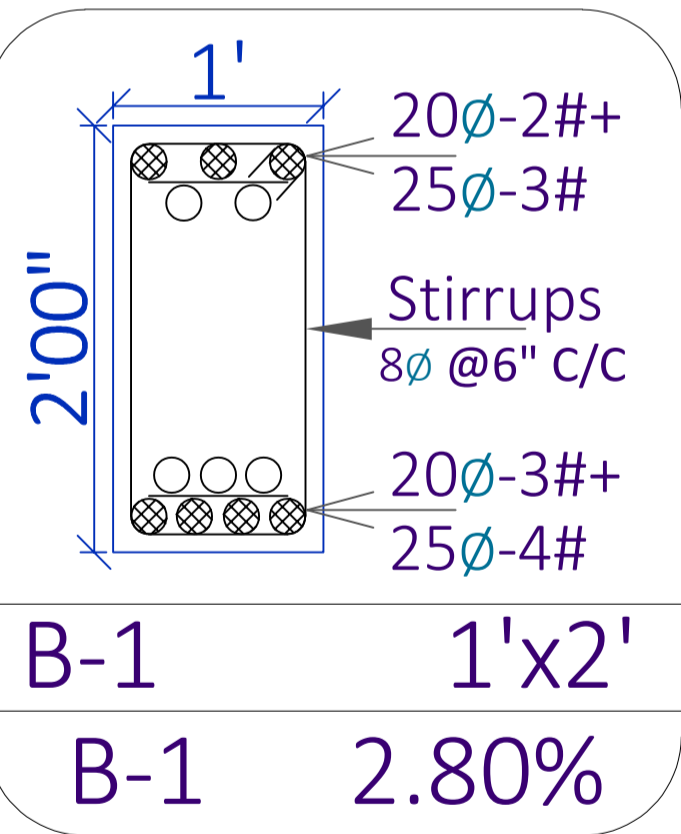


Figure - 4

Typical Slab Section for all the floors



Slab Thickness = 7"

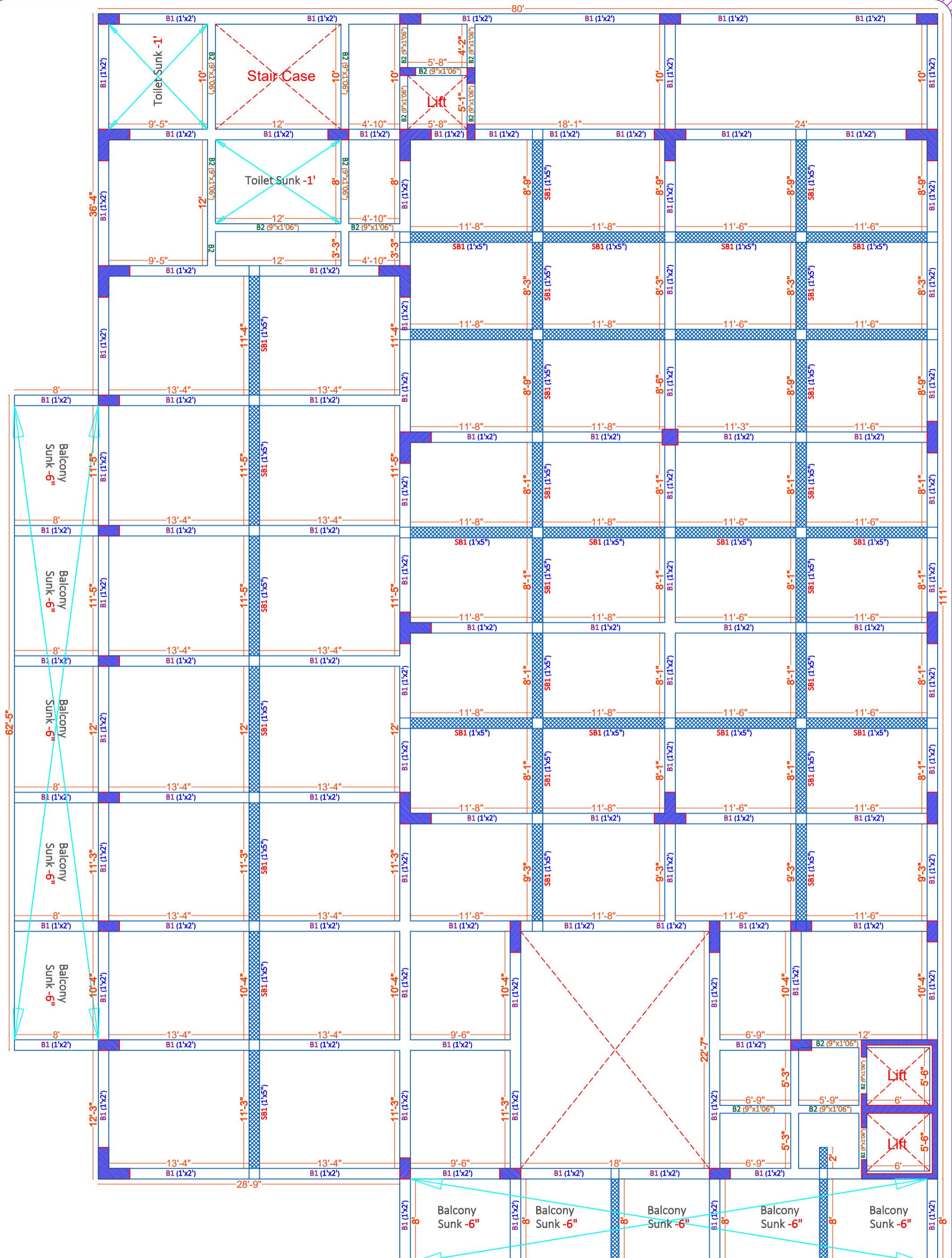
10Ø Bent-up bars @ 5" C/C

10Ø Straight bars @ 5" C/C

12Ø Extra bars @ 1' C/C (Junctions & Ends)

● LARGER DIA REINFORCEMENT BAR
○ SMALLER DIA REINFORCEMENT BAR

SHEET TITLE		PROJECT BY:-		G + 5 Story building for		HRK DESIGNS STRUCTURE CONSULTANTS INDIA PVT LTD		S-24 FF Beam & Reinf[^] Details			
S - 1	FF Beam C/S Details	VGA Architect Studio		Ar. Vinod Goel Ji		Vasna Bayali Road TP2 Gotri Sevasi Vadodara - 390021		Date - 21/10/2022	PVH	AKA	A3 PRINTS
S - 2	FF Slab C/S Details	ATS Advantage Phase 2, Ahinsa Khand 1 Indirapuram Ghaziabad Uttar Pradesh 201010		KUMAR CHHAPARIA Ji		www.hrkdsgns.in namaste@hrkdsgns.in		HRKD/STR/EP/13/09/24	Str Engg.		HRKD/STR/GFC/13/09/22
S - 3	FF Beam Reinf [^] C/S Details							Str Sign			STR - REV - 9
S - 4	FF Slab Reinf [^] Details							Principal Engineer		AKA	Str Stamp



SHEET TITLE

S - 1	SF Beam Plan
S - 2	SF Beam Layout
S - 3	SF Beam Details
S - 4	

PROJECT BY:-
VGA Architect Studio
 Ar. Vinod Goel Ji
 ATS Advantage Phase 2, Ahinsa
 Khand 1 Indrapuram Ghaziabad
 Uttar Pradesh 201010

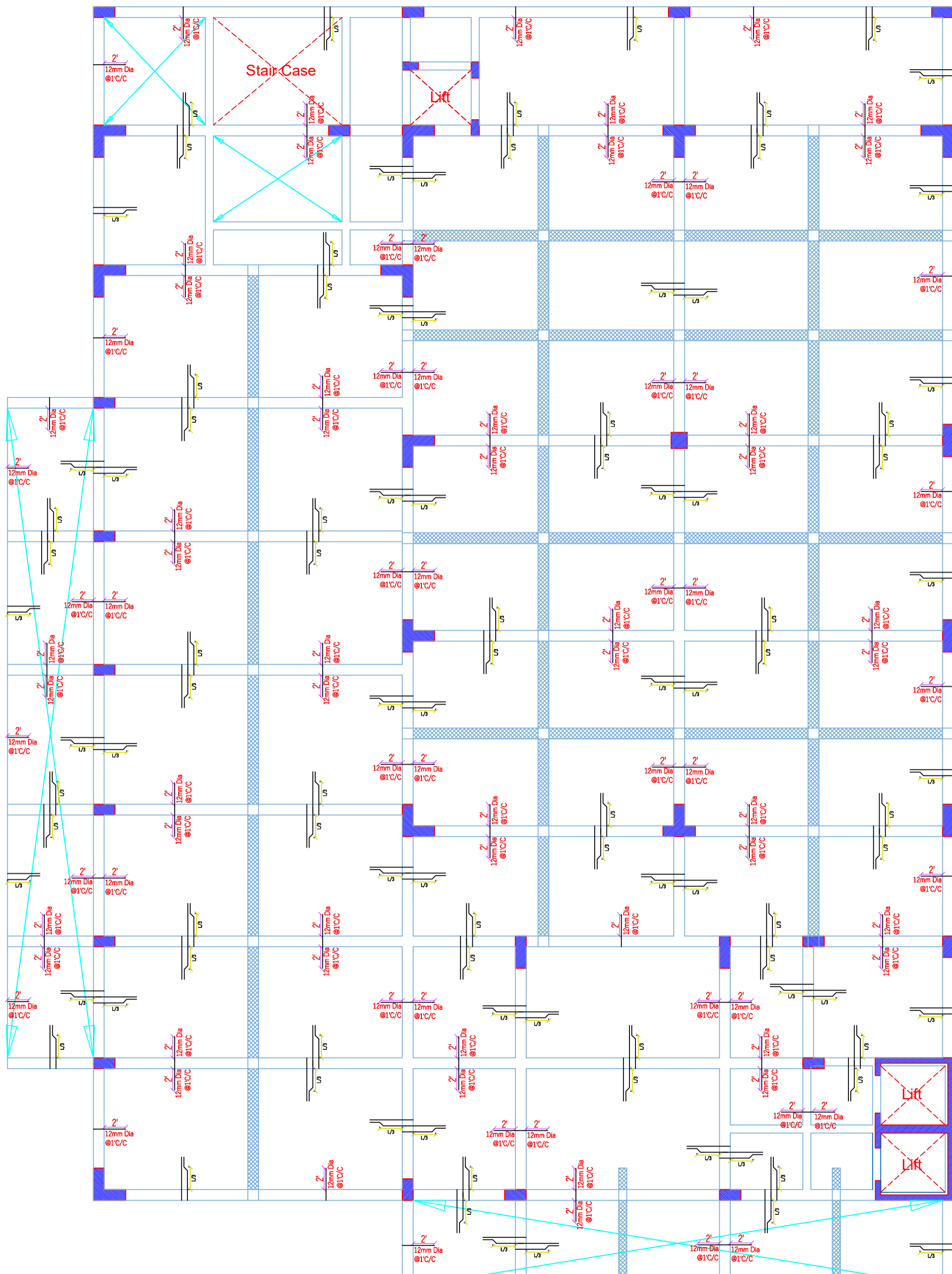
G + 5 Story
 building for
**KUMAR
 CHHAPARIA Ji**

HRK DESIGNS STRUCTURE
 CONSULTANTS INDIA PVT LTD
 Vasna Bayali Road
 TP2 Gotri Sevasi
 Vadodara - 390021
 www.hrkdsgns.in
 namaste@hrkdsgns.in

S-25 SF Beam Plan Details

Date - 21/10/2022	PVH	AKA	A3 PRINTS
HRKD/STR/EP/13/09/24	Str Engg.		HRKD/STR/GFC/13/09/22
Str Sign	AKA	Str Stamp	STR - REV - 9 24/10/2022 ***NA***

STRUCTURE WORKINGS DRAWINGS RIGHTS RESERVED BY HRK DESIGNS STRUCTURE CONSULTANTS INDIA PVT. LTD. & TEAM



ARCHITECT WORKINGS DRAWINGS RIGHTS RESERVED BY VGA Architect Studio & Team

SHEET TITLE

- S - 1 SF Slab Plan
- S - 2 SF Slab Layout
- S - 3 SF Slab Details
- S - 4

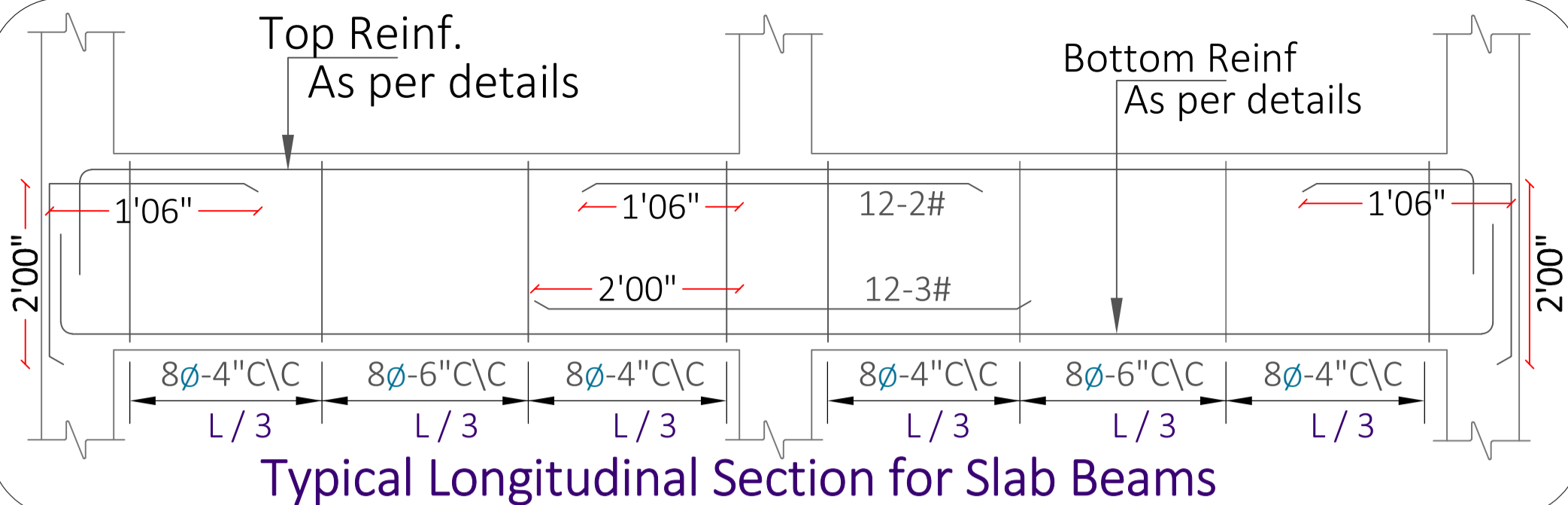
PROJECT BY:-
VGA Architect Studio
 Ar. Vinod Goel Ji
 ATS Advantage Phase 2, Ahinsa
 Khand 1 Indrapuram Ghaziabad
 Uttar Pradesh 201010

G + 5 Story
 building for
**KUMAR
 CHHAPARIA Ji**

HRK DESIGNS STRUCTURE
 CONSULTANTS INDIA PVT LTD
 Vasna Bayali Road
 TP2 Gotri Sevasi
 Vadodara - 390021
 +91-9980 930 347
 www.hrkdsgns.in
 namaste@hrkdsgns.in

S-26 SF Slab Plan Details

Date - 21/10/2022	PVH	AKA	A3 PRINTS
HRKD/STR/EP/13/09/24	Str Engg.		HRKD/STR/GFC/13/09/22
Str Sign			STR - REV - 9
AKA		Str Stamp	24/10/2022 ***NA***



Typical Longitudinal Section for Slab Beams

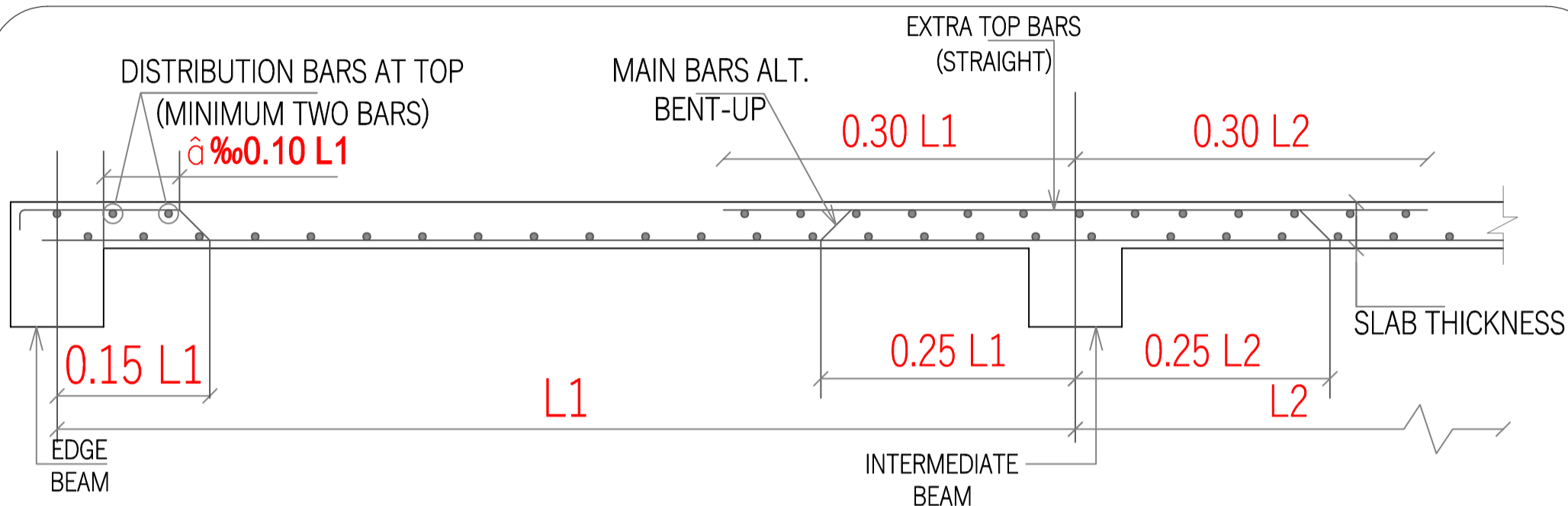
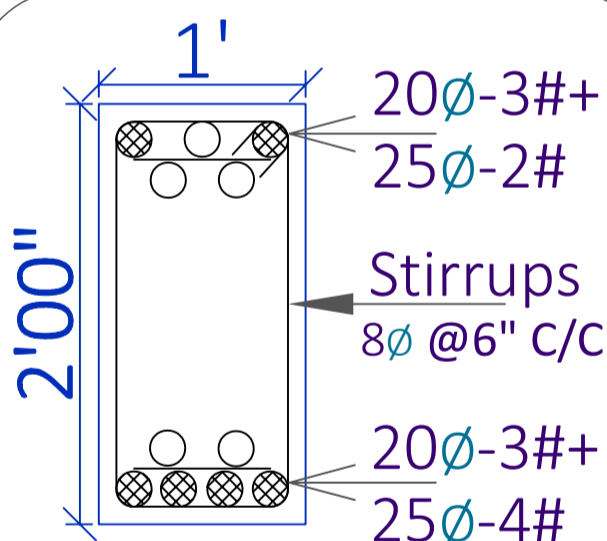
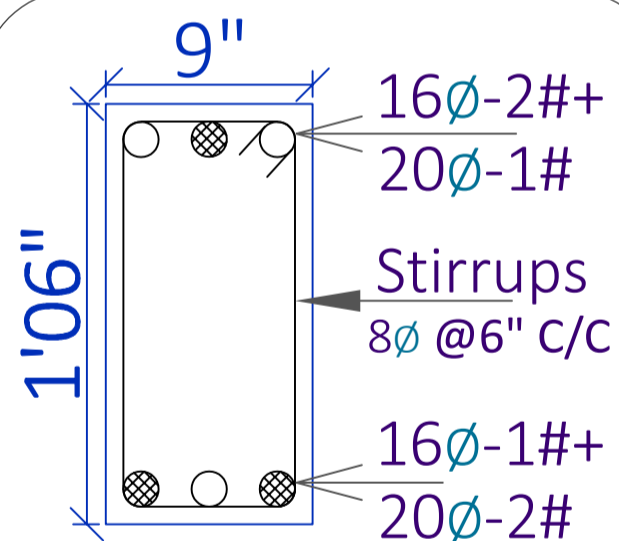


Figure - 4

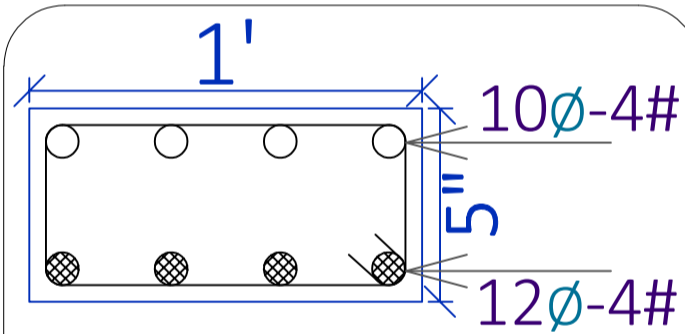
Typical Slab Section for all the floors



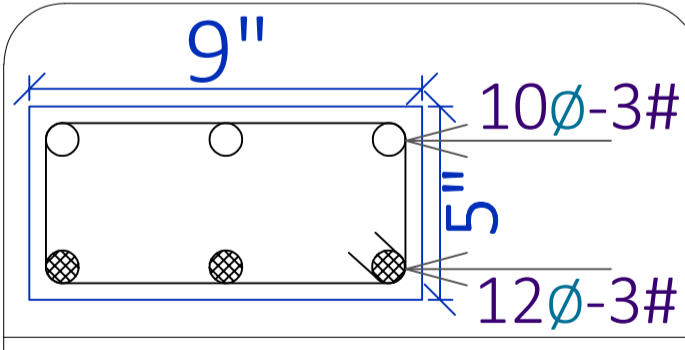
B-1 1'x2'
B-1 2.50%



B-2 9\"/>



SB-1 1'x5"



SB-2 9\"/>

Slab Thickness = 7"

10∅ Bent-up bars @ 5" C/C

10∅ Straight bars @ 5" C/C

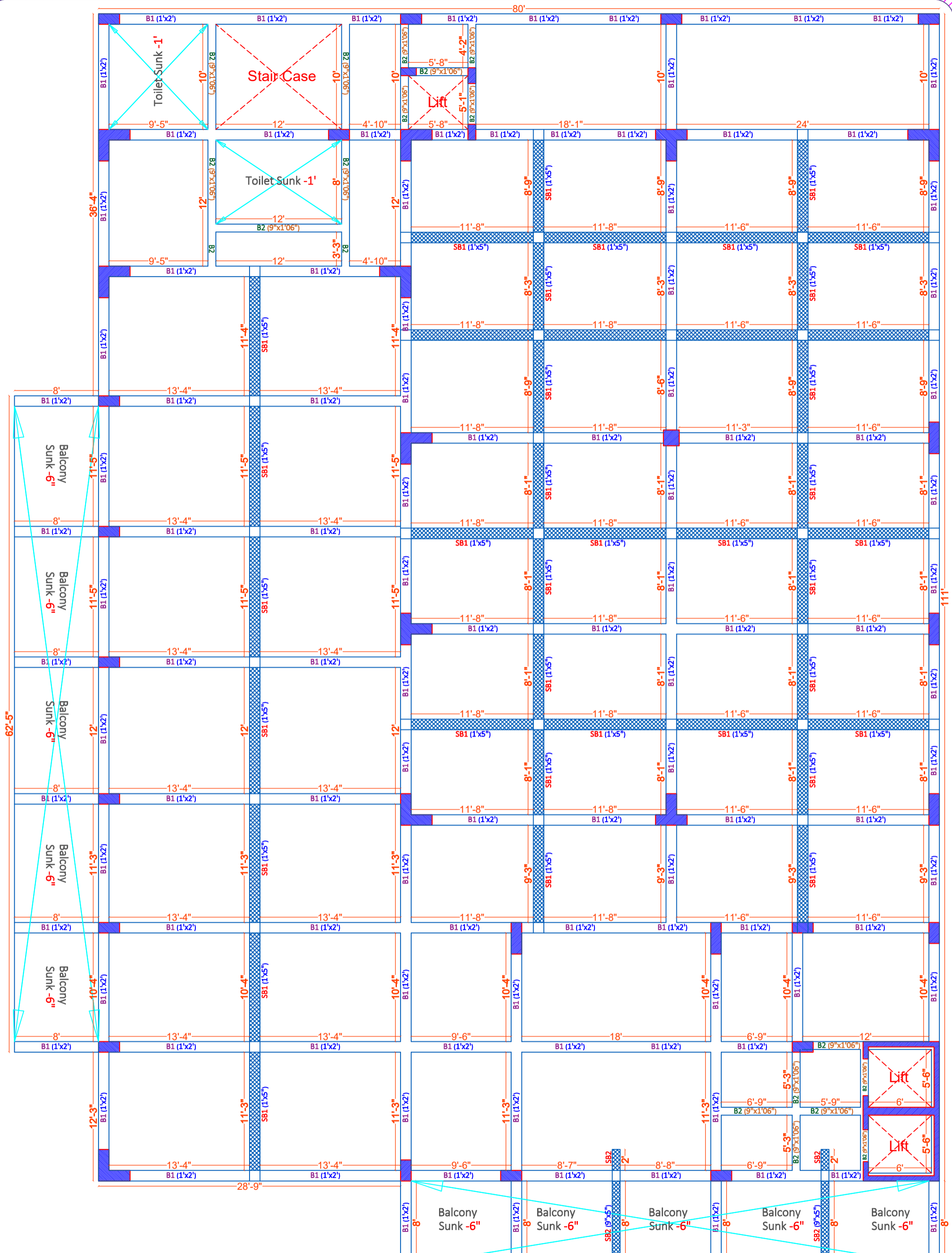
12∅ Extra bars @ 1' C/C (Junctions & Ends)

● LARGER DIA REINFORCEMENT BAR
○ SMALLER DIA REINFORCEMENT BAR

SHEET TITLE		PROJECT BY:-		G + 5 Story building for		HRK DESIGNS STRUCTURE CONSULTANTS INDIA PVT LTD		S-27 SF Beam & Reinf[^] Details		
S - 1	SF Beam C/S Details	VGA Architect Studio		Ar. Vinod Goel Ji		Vasna Bayali Road TP2 Gotri Sevasti Vadodara - 390021		Date - 21/10/2022	PVH AKA	A3 PRINTS
S - 2	SF Slab C/S Details	ATS Advantage Phase 2, Ahinsa Khand 1 Indirapuram Ghaziabad Uttar Pradesh 201010		KUMAR CHHAPARIA Ji		www.hrkdsgns.in namaste@hrkdsgns.in		HRKD/STR/EP/13/09/24	Str Engg.	HRKD/STR/GFC/13/09/22
S - 3	SF Beam Reinf [^] C/S Details							Str Sign		STR - REV - 9
S - 4	SF Slab Reinf [^] Details							AKA	Str Stamp	24/10/2022 ***NA***

STRUCTURE WORKINGS DRAWINGS RIGHTS RESERVED BY HRK DESIGNS STRUCTURE CONSULTANTS INDIA PVT. LTD. & TEAM

ARCHITECT WORKINGS DRAWINGS RIGHTS RESERVED BY VGA Architect Studio & Team



SHEET TITLE

S - 1	3rd F Beam Plan
S - 2	3rd F Beam Layout
S - 3	3rd F Beam Details
S - 4	

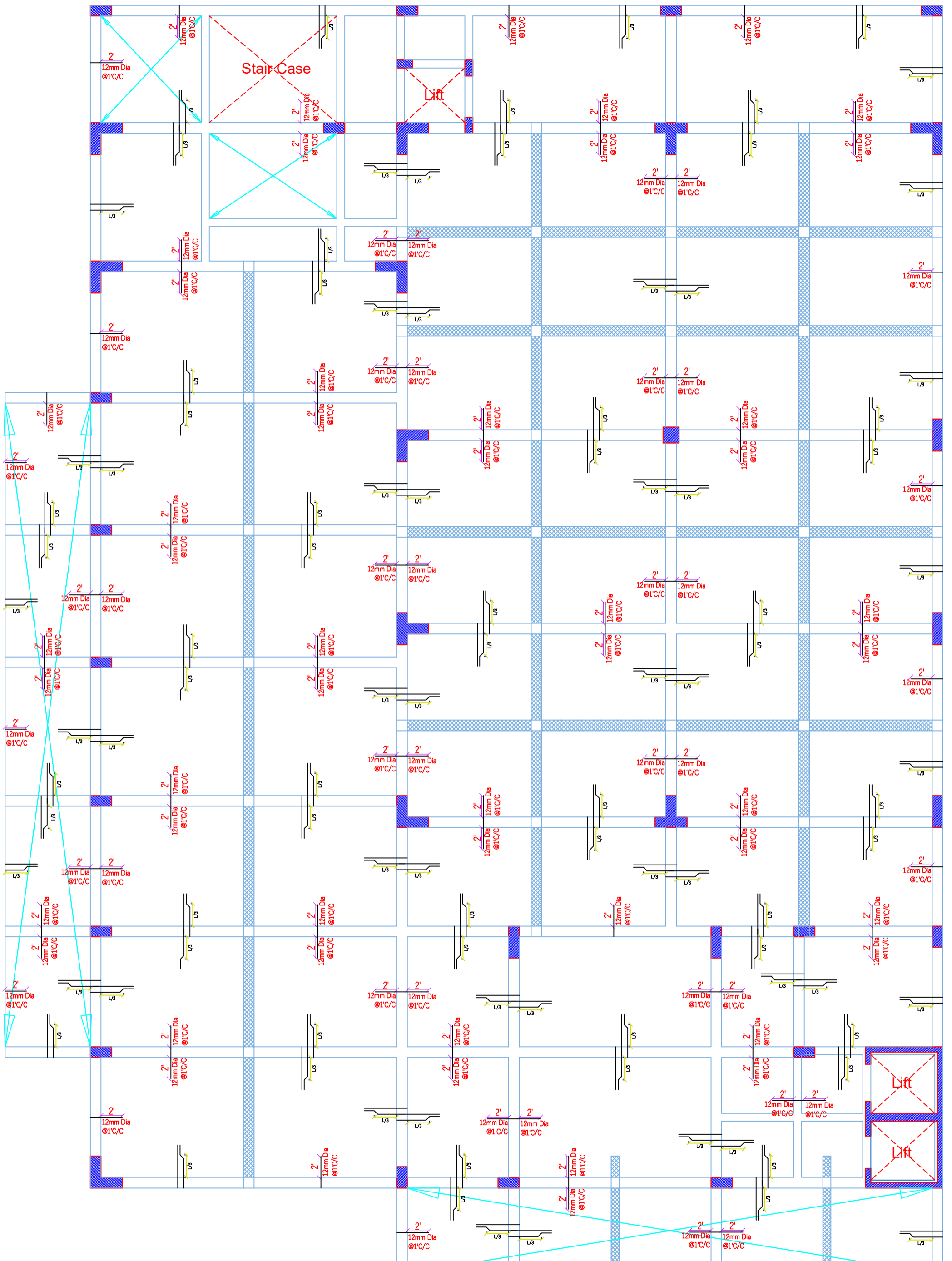
PROJECT BY:-
VGA Architect Studio
 Ar. Vinod Goel Ji
 ATS Advantage Phase 2, Ahinsa
 Khand 1 Indrapuram Ghaziabad
 Uttar Pradesh 201010

G + 5 Story
 building for
**KUMAR
 CHHAPARIA Ji**

HRK DESIGNS STRUCTURE CONSULTANTS INDIA PVT LTD
 Vasna Bayali Road
 TP2 Gotri Sevasi
 Vadodara - 390021
 www.hrkdsgns.in
 namaste@hrkdsgns.in
 +91-9980 930 347

S-28 3F Beam Plan Details

Date - 21/10/2022	PVH	AKA	A3 PRINTS
HRKD/STR/EP/13/09/24	Str Engg.		HRKD/STR/GFC/13/09/22
Str Sign	AKA	Str Stamp	STR - REV - 9 24/10/2022 ***NA***



SHEET TITLE

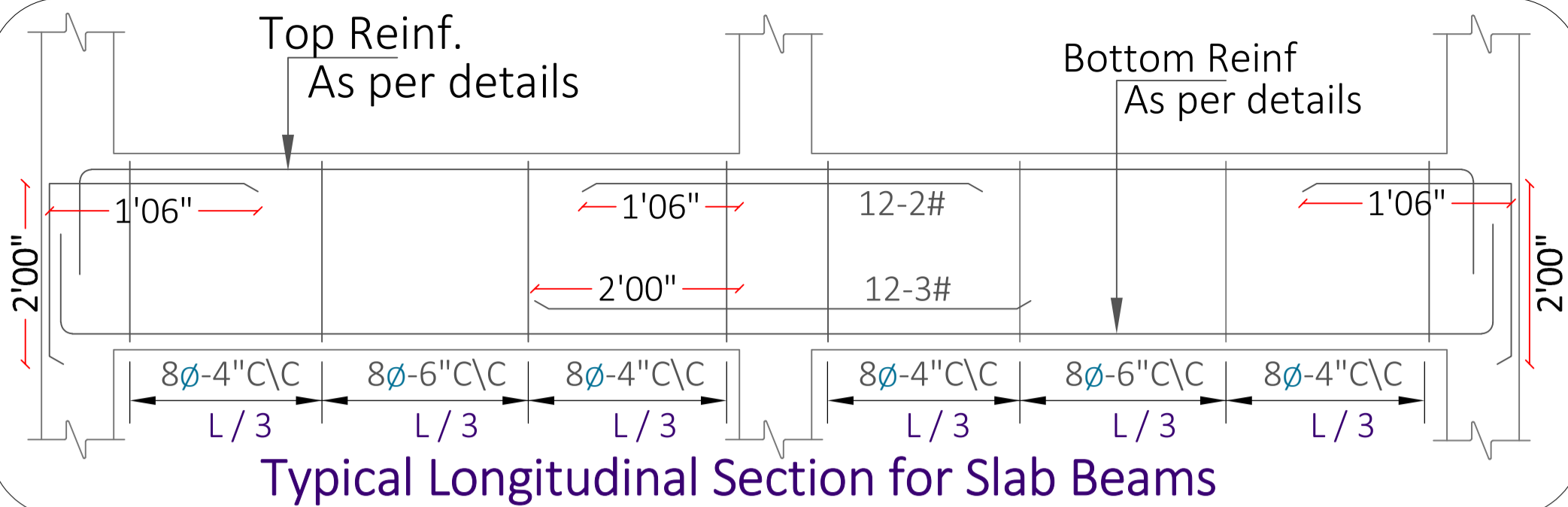
S - 1	3rd F Slab Plan
S - 2	3rd F Slab Layout
S - 3	3rd F Slab Details
S - 4	

PROJECT BY:-
VGA Architect Studio
 Ar. Vinod Goel Ji
 ATS Advantage Phase 2, Ahinsa
 Khand 1 Indirapuram Ghaziabad
 Uttar Pradesh 201010

G + 5 Story
 building for
**KUMAR
 CHHAPARIA Ji**

HRK DESIGNS STRUCTURE CONSULTANTS INDIA PVT LTD
 +91-9380 930 347
 Gandhidham | Vadodara | Delhi | Mumbai
 HRK Designs
 namaste@hrkdesigns.in

S-29	3F Slab Plan Details	Date - 21/10/2022	PVH	AKA	A3 PRINTS
HRKD/STR/EP/13/09/24	Str Engg.	Str Sign	AKA	Str Stamp	HRKD/STR/GFC/13/09/22
			STR - REV - 9		24/10/2022



Typical Longitudinal Section for Slab Beams

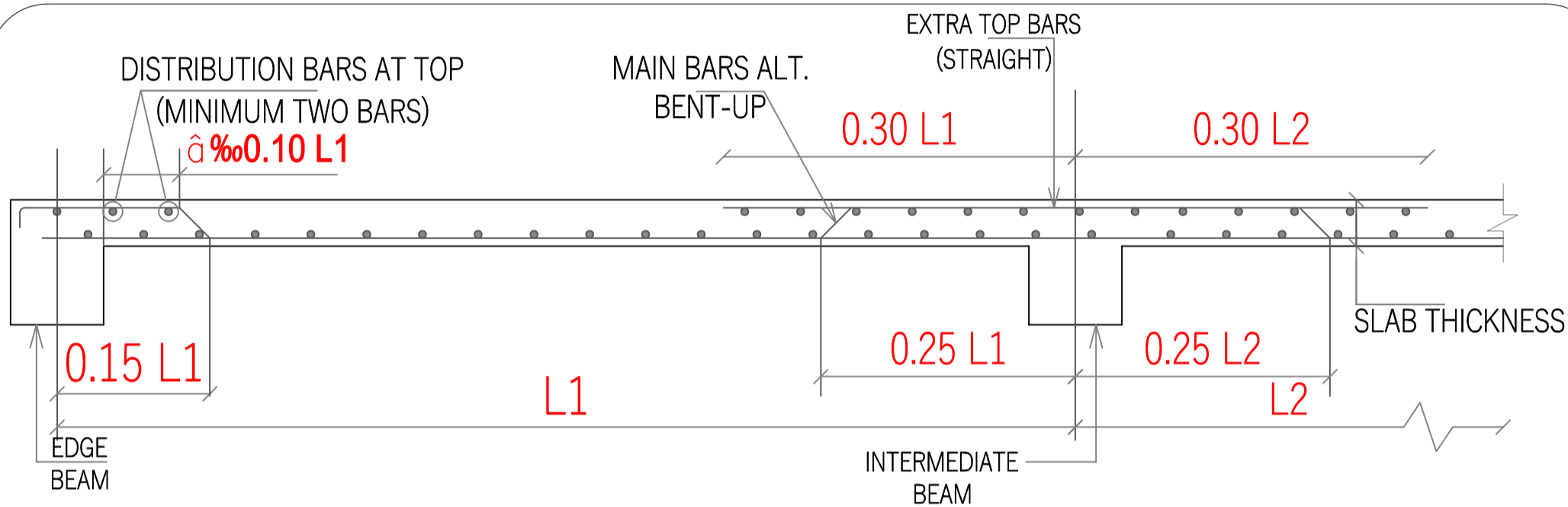
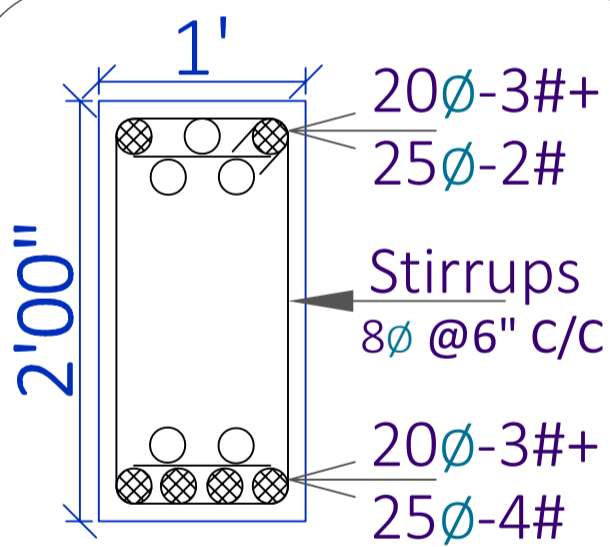
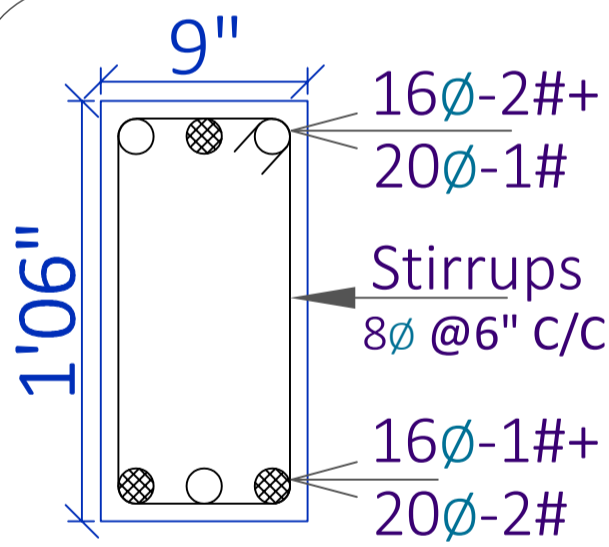


Figure - 4

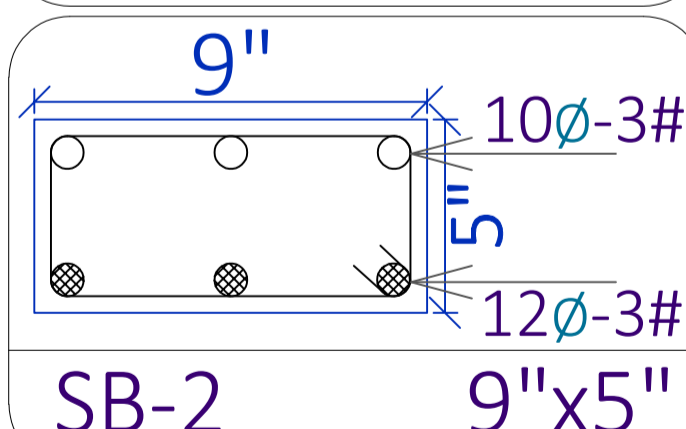
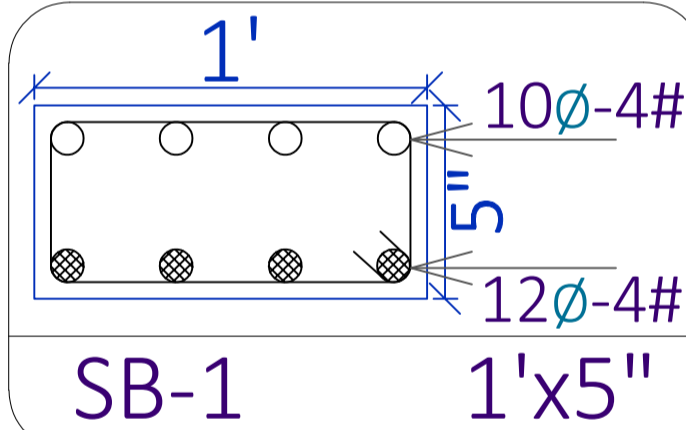
Typical Slab Section for all the floors



B-1 1'x2'
B-1 2.50%



B-2 9\"/>



Slab Thickness = 7"

10∅ Bent-up bars @ 5" C/C

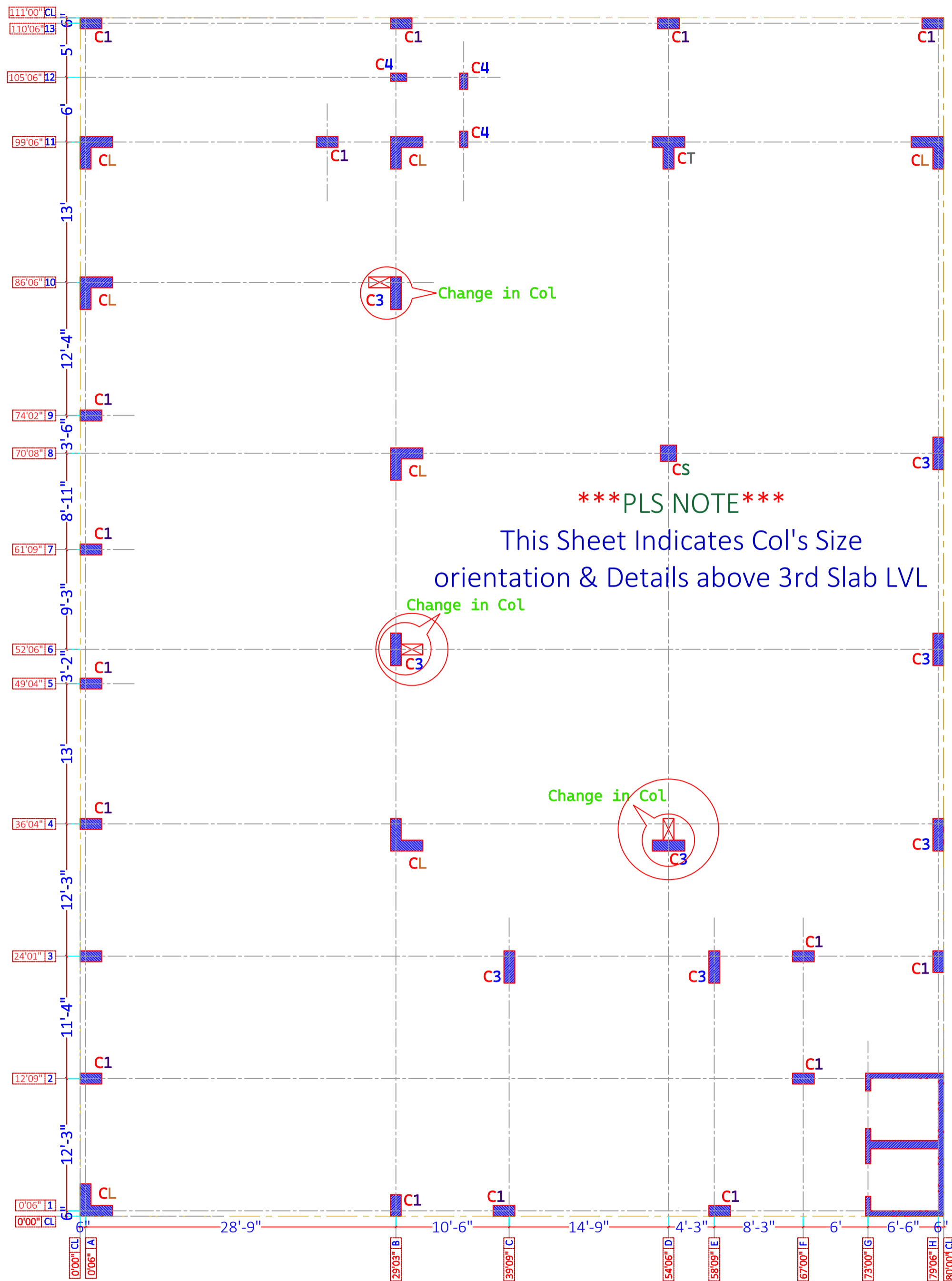
10∅ Straight bars @ 5" C/C

12∅ Extra bars @ 1' C/C (Junctions & Ends)

● LARGER DIA REINFORCEMENT BAR
○ SMALLER DIA REINFORCEMENT BAR

SHEET TITLE		PROJECT BY:-		G + 5 Story building for		HRK DESIGNS STRUCTURE CONSULTANTS INDIA PVT LTD		S-30 3F Beam & Reinf[^] Details	
S - 1	3rd F Beam C/S Details	VGA Architect Studio	Ar. Vinod Goel Ji	KUMAR	CHHAPARIA Ji	Vasna Bayali Road	TP2 Gotri Sevasi	Date - 21/10/2022	PVH AKA
S - 2	3rd F Slab C/S Details	ATS Advantage Phase 2, Ahinsa	Khand 1 Indirapuram Ghaziabad	www.hrkdsgns.in	namaste@hrkdsgns.in	Vadodara - 390021		HRKD/STR/EP/13/09/24	Str Engg.
S - 3	3rd F Beam Reinf [^] C/S Details	Uttar Pradesh 201010						Str Sign	AKA
S - 4	3rd F Slab Reinf [^] Details							Str Stamp	AKA
								A3 PRINTS	
								HRKD/STR/GFC/13/09/22	
								STR - REV - 9	
								24/10/2022	

STRUCTURE WORKINGS DRAWINGS RIGHTS RESERVED BY HRK DESIGNS STRUCTURE CONSULTANTS INDIA PVT. LTD. & TEAM




*** PLS NOTE ***

- This Sheet Indicates Col's Size orientation & Details above 3rd Slab LVL

SHEET TITLE		PROJECT BY:-		G + 5 Story building for		S-31		Center line Details			
S - 1	Col's Center line Plan	VGA Architect Studio		Ar. Vinod Goel Ji		HRK DESIGNS STRUCTURE CONSULTANTS INDIA PVT LTD		Date - 21/10/2022	PVH	AKA	A3 PRINTS
S - 2	Col's Center line Details	ATS Advantage Phase 2, Ahinsa		KUMAR		Vasna Bayali Road		HRKD/STR/EP/13/09/24	Str Engg.		HRKD/STR/GFC/13/09/22
S - 3	Col's Center line C/S & Details	Khand 1 Indrapuram Ghaziabad		CHHAPARIA Ji		TP2 Gotri Sevasi		Str Sign		STR - REV - 9	
S - 4		Uttar Pradesh 201010				Vadodara - 390021		AKA		24/10/2022 ***NA***	
						www.hrkdsgns.in		Str Stamp			
						Gandhidham Vadodara Delhi Mumbai					

ARCHITECT WORKINGS DRAWINGS RIGHTS RESERVED BY VGA Architect Studio & Team

STRUCTURE WORKINGS DRAWINGS RIGHTS RESERVED BY HRK DESIGNS STRUCTURE CONSULTANTS INDIA PVT. LTD. & TEAM



*** PLS NOTE ***

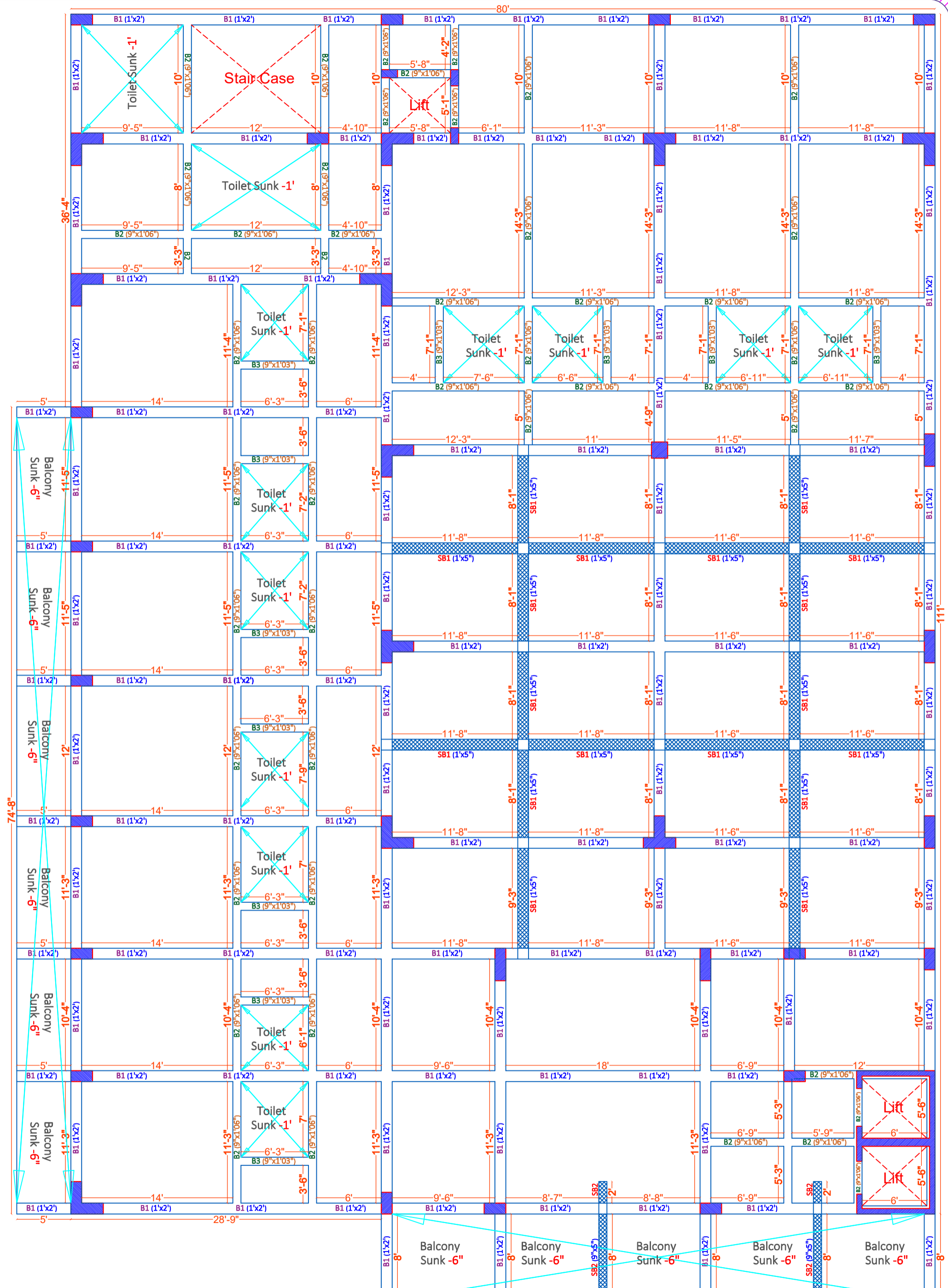
This Sheet Indicates Col's Size orientation & Details above 3rd Slab LVL

*** PLS NOTE ***

- This Sheet Indicates Col's Size orientation & Details above 3rd Slab LVL

SHEET TITLE		PROJECT BY:-		G + 5 Story building for		S-32		Center line Details			
S - 1	Col's Center line Plan	VGA Architect Studio		Ar. Vinod Goel Ji		HRK DESIGNS STRUCTURE CONSULTANTS INDIA PVT LTD		Date - 21/10/2022	PVH	AKA	A3 PRINTS
S - 2	Col's Center line Details	ATS Advantage Phase 2, Ahinsa		KUMAR		Vasna Bayali Road		HRKD/STR/EP/13/09/24	Str Engg.		HRKD/STR/GFC/13/09/22
S - 3	Col's Center line C/S & Details	Khand 1 Indrapuram Ghaziabad		CHHAPARIA Ji		TP2 Gotri Sevasi		Str Sign		STR - REV - 9	
S - 4		Uttar Pradesh 201010				Vadodara - 390021		AKA		24/10/2022 ***NA***	

ARCHITECT WORKINGS DRAWINGS RIGHTS RESERVED BY VGA Architect Studio & Team



SHEET TITLE

S - 1	4th F Beam Plan
S - 2	4th F Beam Layout
S - 3	4th F Beam Details
S - 4	

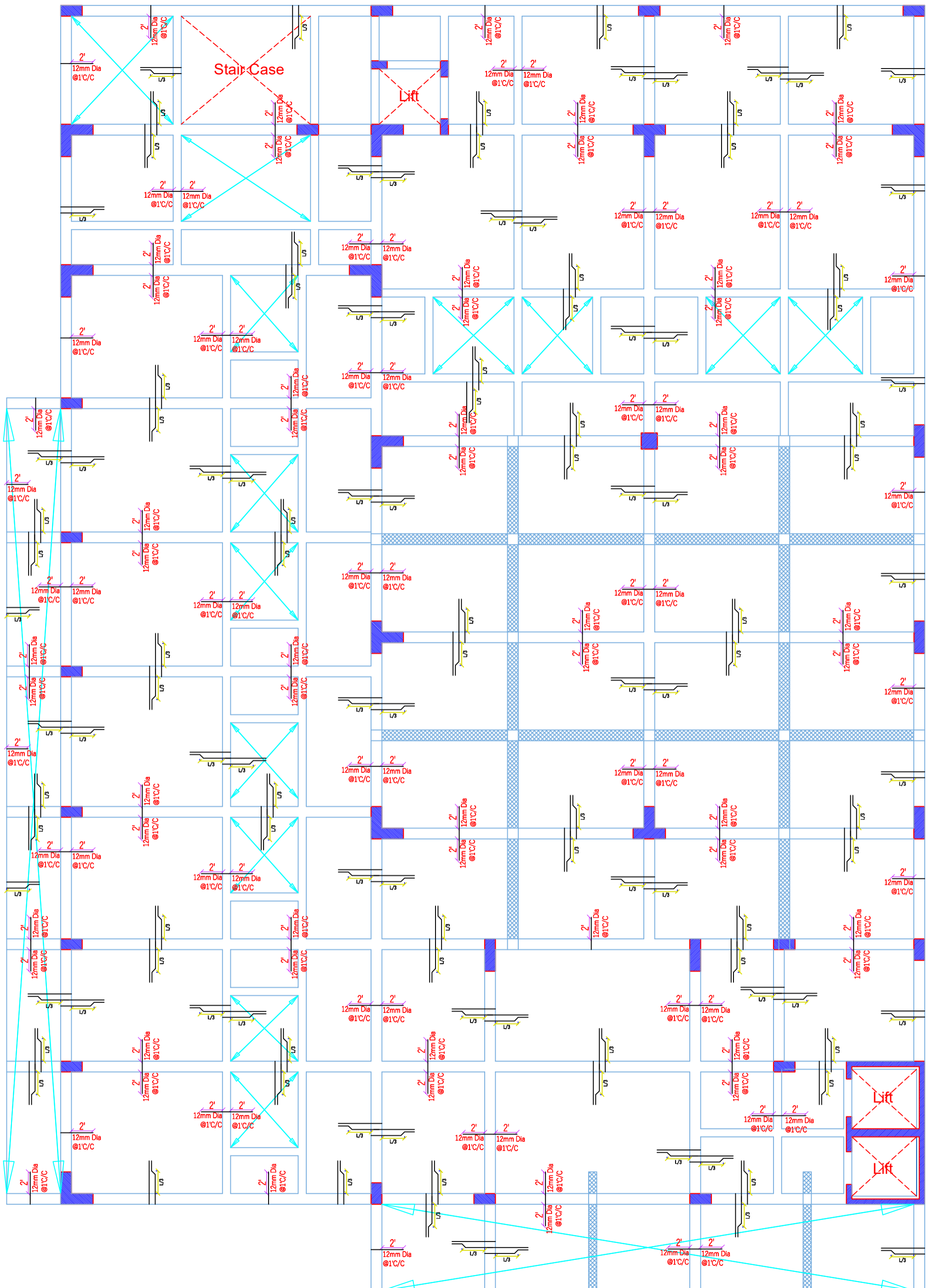
PROJECT BY:-
VGA Architect Studio
 Ar. Vinod Goel Ji
 ATS Advantage Phase 2, Ahinsa
 Khand 1 Indirapuram Ghaziabad
 Uttar Pradesh 201010

G + 5 Story
 building for
**KUMAR
 CHHAPARIA Ji**

HRK DESIGNS STRUCTURE
 CONSULTANTS INDIA PVT LTD
 Vasna Bayali Road
 TP2 Gotri Sevasi
 Vadodara - 390021
 +91-9980 990 347
 www.hrkdesigns.in
 namaste@hrkdesigns.in

S-33 4F Beam Plan Details

Date - 21/10/2022	PVH	AKA	A3 PRINTS
HRKD/STR/EP/13/09/24	Str Engg.		HRKD/STR/GFC/13/09/22
Str Sign	AKA	Str Stamp	STR - REV - 9 24/10/2022 ***NA***



SHEET TITLE

S - 1	4th F Slab Plan
S - 2	4th F Slab Layout
S - 3	4th F Slab Details
S - 4	

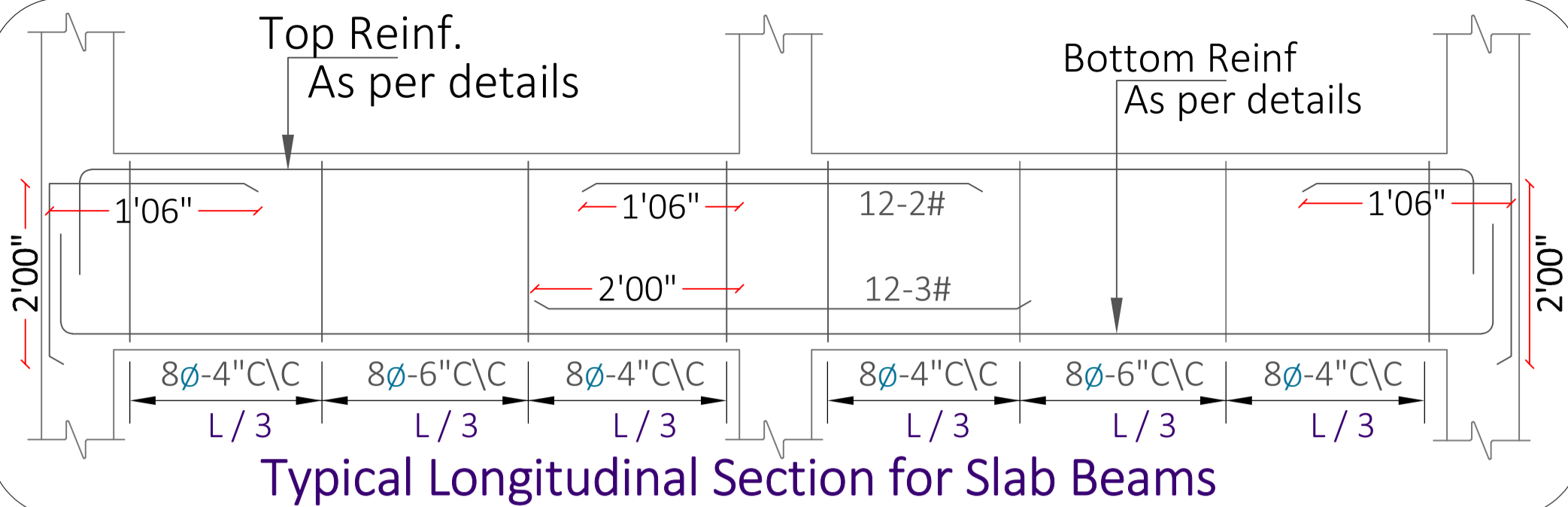
PROJECT BY:-
VGA Architect Studio
 Ar. Vinod Goel Ji
 ATS Advantage Phase 2, Ahinsa
 Khand 1 Indrapuram Ghaziabad
 Uttar Pradesh 201010

G + 5 Story
 building for
**KUMAR
 CHHAPARIA Ji**

HRK DESIGNS STRUCTURE CONSULTANTS INDIA PVT LTD
 Vasna Bayali Road
 TP2 Gotri Sevasi
 Vadodara - 390021
 www.hrkdsgns.in
 namaste@hrkdsgns.in
 +91-9380 930 347
HRK Designs
 Gandhidham | Vadodara | Delhi | Mumbai

S-34 4F Slab Plan Details

Date - 21/10/2022	PVH	AKA	A3 PRINTS
HRKD/STR/EP/13/09/24	Str Engg.		HRKD/STR/GFC/13/09/22
Str Sign			STR - REV - 9
AKA		Str Stamp	24/10/2022 ***NA***



Typical Longitudinal Section for Slab Beams

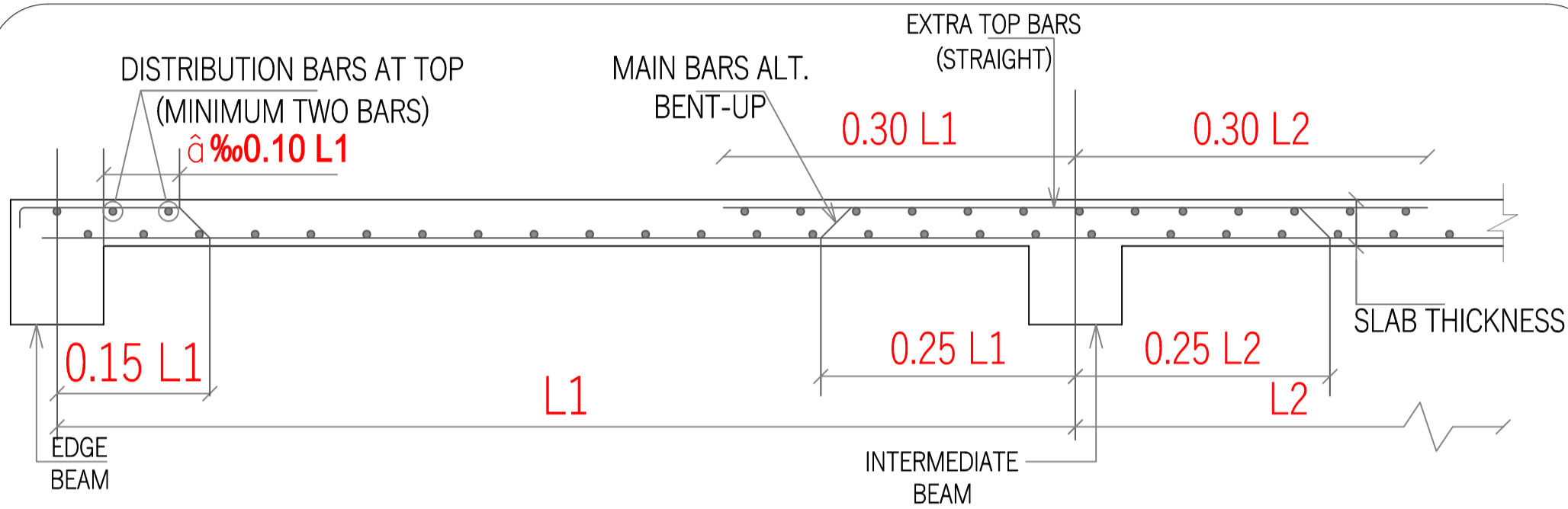
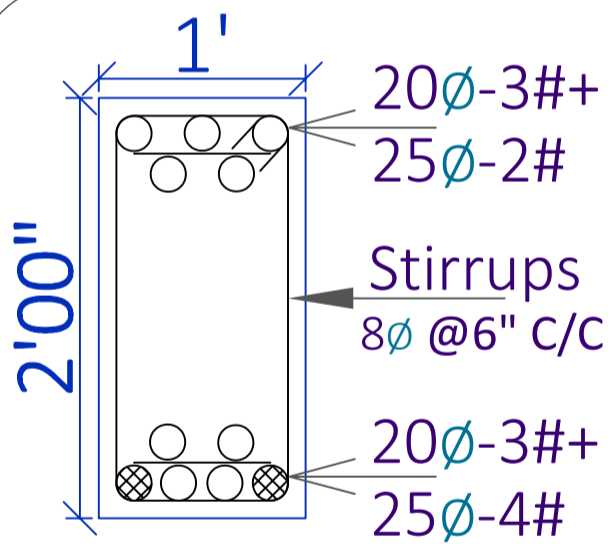
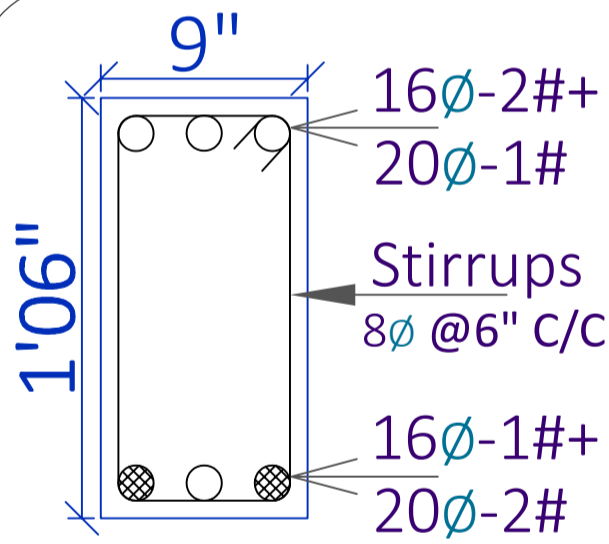


Figure - 4

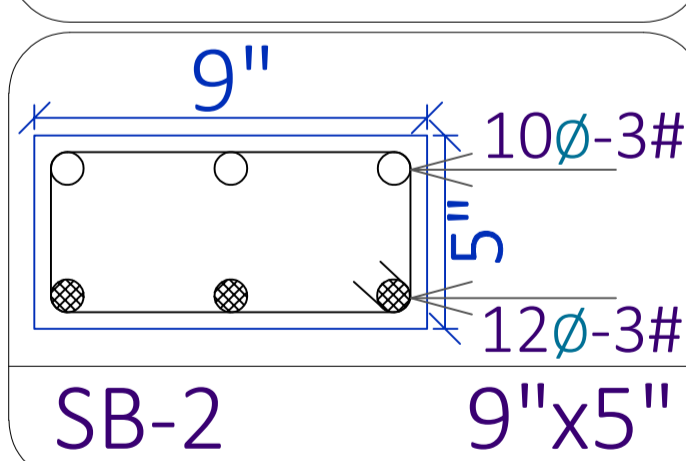
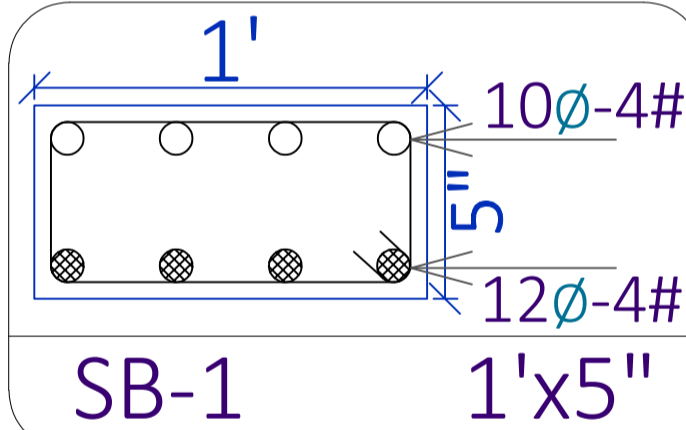
Typical Slab Section for all the floors



B-1 1'x2'
B-1 2.11%



B-2 9\"/>



SB-2 9\"/>

Slab Thickness = 6"

8# Bent-up bars @ 5" C/C

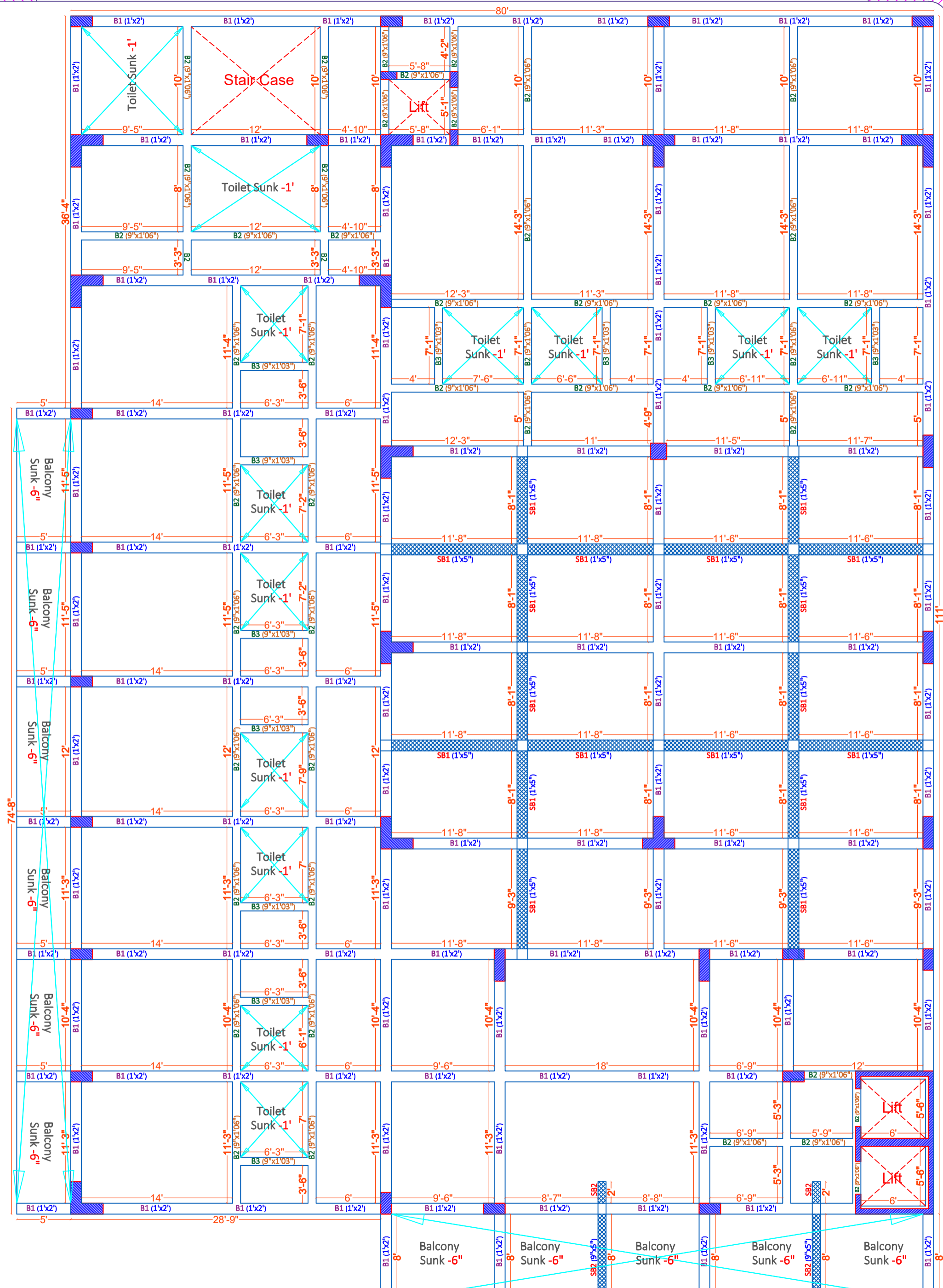
8# Straight bars @ 5" C/C

12# Extra bars @ 1' C/C (Junctions & Ends)

● LARGER DIA REINFORCEMENT BAR
○ SMALLER DIA REINFORCEMENT BAR

SHEET TITLE		PROJECT BY:-		G + 5 Story building for		HRK DESIGNS STRUCTURE CONSULTANTS INDIA PVT LTD		S-35 4F Beam & Reinf[^] Details	
S - 1	4th F Beam C/S Details	VGA Architect Studio	Ar. Vinod Goel Ji	KUMAR	CHHAPARIA Ji	Vasna Bayali Road	TP2 Gotri Sevasi	Date - 21/10/2022	PVH AKA
S - 2	4th F Slab C/S Details	ATS Advantage Phase 2, Ahinsa	Khand 1 Indirapuram Ghaziabad	Uttar Pradesh 201010		Vadodara - 390021		HRKD/STR/EP/13/09/24	Str Engg.
S - 3	4th F Beam Reinf [^] C/S Details					www.hrkdsgns.in		Str Sign	HRKD/STR/GFC/13/09/22
S - 4	4th F Slab Reinf [^] Details					namaste@hrkdsgns.in		AKA	STR - REV - 9
						Gandhidham Vadodara Delhi Mumbai		Str Stamp	

STRUCTURE WORKINGS DRAWINGS RIGHTS RESERVED BY HRK DESIGNS STRUCTURE CONSULTANTS INDIA PVT. LTD. & TEAM



ARCHITECT WORKINGS DRAWINGS RIGHTS RESERVED BY VGA Architect Studio & Team

SHEET TITLE

S - 1	5th F Beam Plan
S - 2	5th F Beam Layout
S - 3	5th F Beam Details
S - 4	

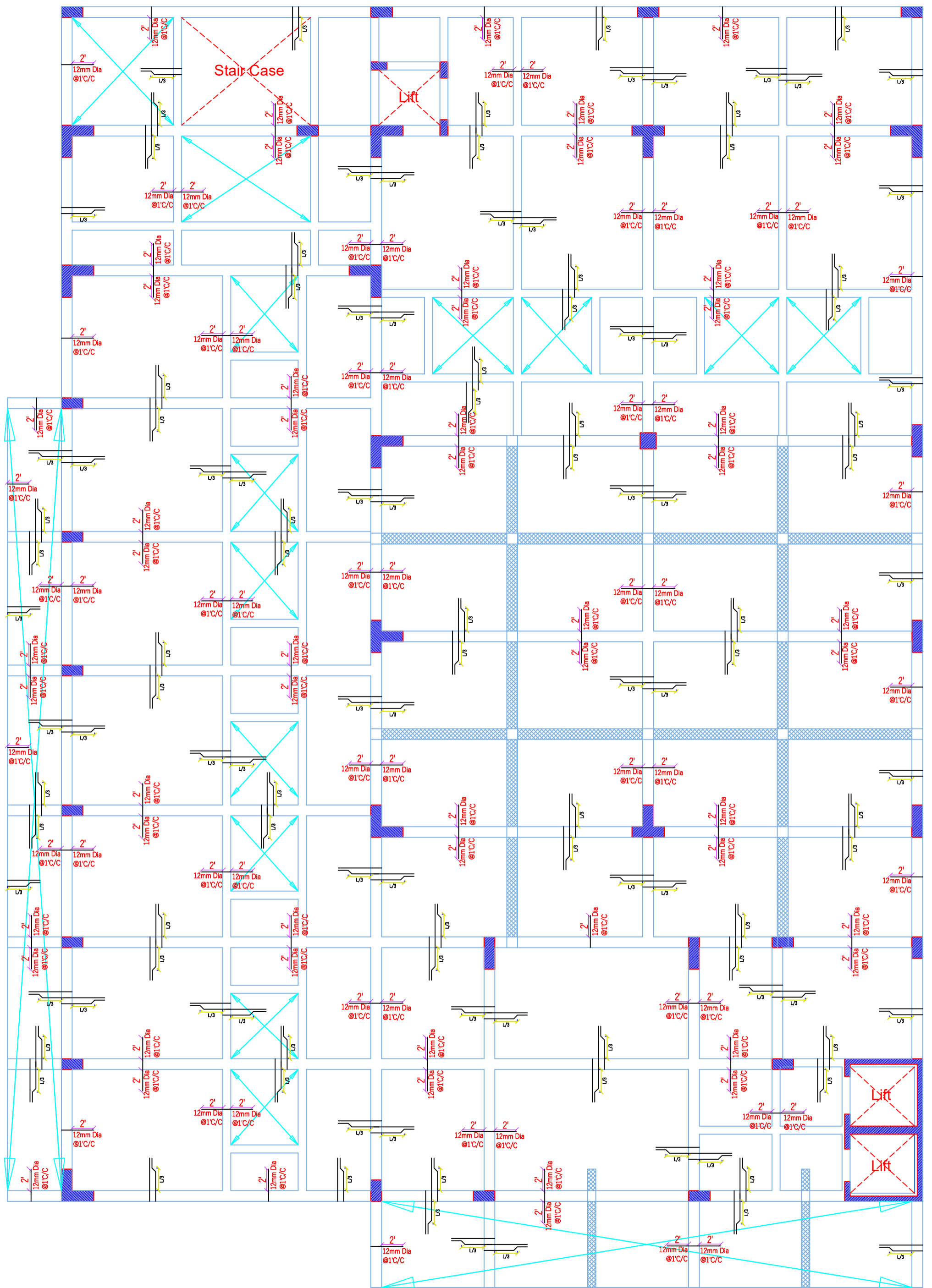
PROJECT BY:-
VGA Architect Studio
 Ar. Vinod Goel Ji
 ATS Advantage Phase 2, Ahinsa
 Khand 1 Indirapuram Ghaziabad
 Uttar Pradesh 201010

G + 5 Story
 building for
**KUMAR
 CHHAPARIA Ji**

HRK DESIGNS STRUCTURE CONSULTANTS INDIA PVT LTD
 Vasna Bayali Road
 TP2 Gotri Sevasi
 Vadodara - 390021
 +91-9980 930 347
 www.hrkdsgns.in
 namaste@hrkdsgns.in

S-36 5F Beam Plan Details

Date - 21/10/2022	PVH	AKA	A3 PRINTS
HRKD/STR/EP/13/09/24	Str Engg.		HRKD/STR/GFC/13/09/22
Str Sign	AKA	Str Stamp	STR - REV - 9 24/10/2022 ***NA***



SHEET TITLE

S - 1	5th F Slab Plan
S - 2	5th F Slab Layout
S - 3	5th F Slab Details
S - 4	

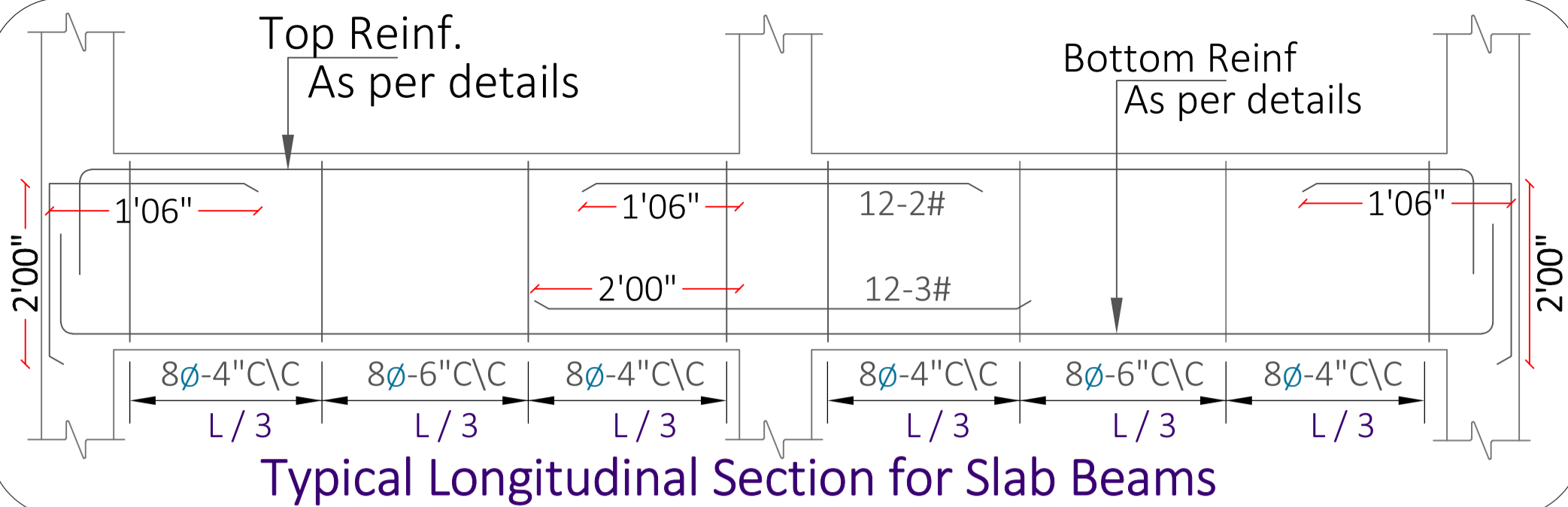
PROJECT BY:-
VGA Architect Studio
 Ar. Vinod Goel Ji
 ATS Advantage Phase 2, Ahinsa
 Khand 1 Indrapuram Ghaziabad
 Uttar Pradesh 201010

G + 5 Story
 building for
**KUMAR
 CHHAPARIA Ji**

HRK DESIGNS STRUCTURE CONSULTANTS INDIA PVT LTD
 +91-9380 930 347
 Vasna Bayali Road
 TP2 Gotri Sevasi
 Vadodara - 390021
 www.hrkdsgns.in
 namaste@hrkdsgns.in

S-37 5F Slab Plan Details

Date - 21/10/2022	PVH	AKA	A3 PRINTS
HRKD/STR/EP/13/09/24	Str Engg.		HRKD/STR/GFC/13/09/22
Str Sign	AKA	Str Stamp	STR - REV - 9 24/10/2022 ***NA***



Typical Longitudinal Section for Slab Beams

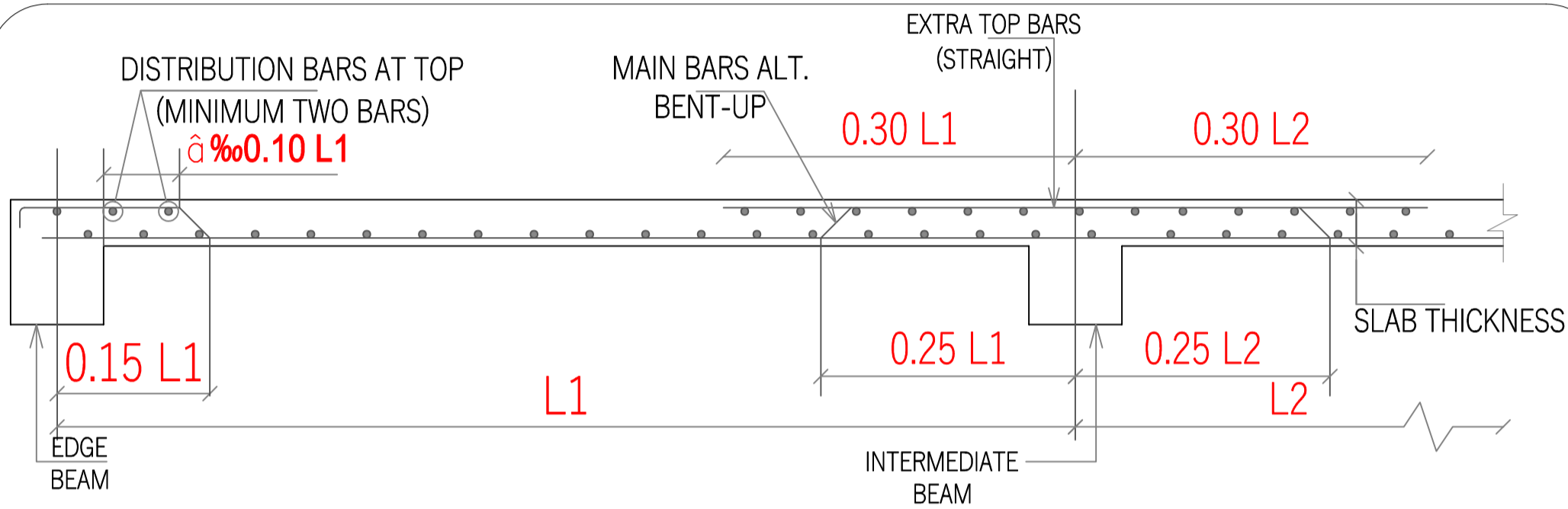
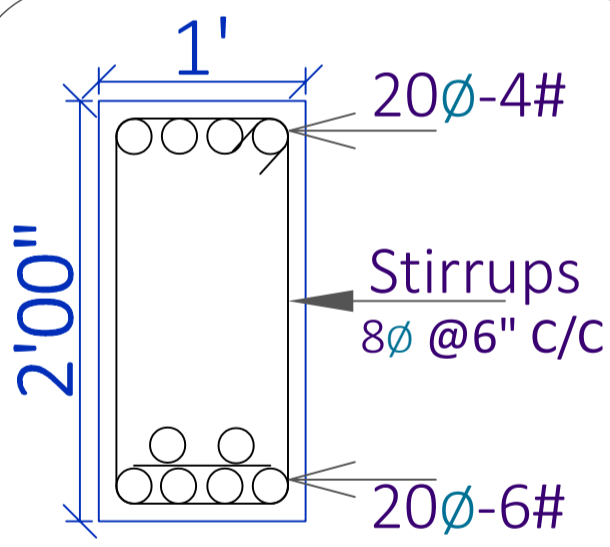
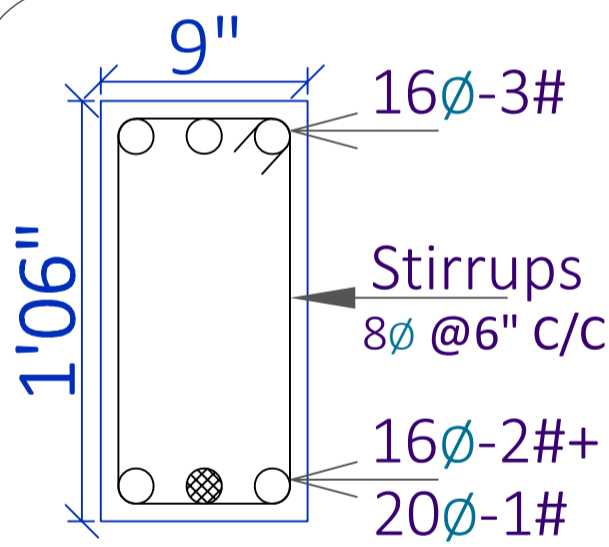


Figure - 4

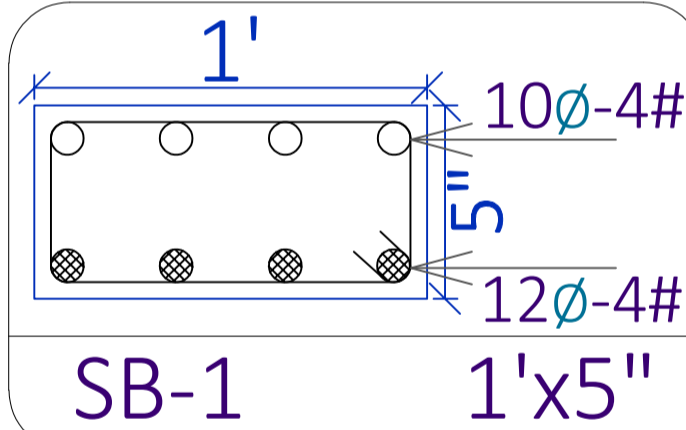
Typical Slab Section for all the floors



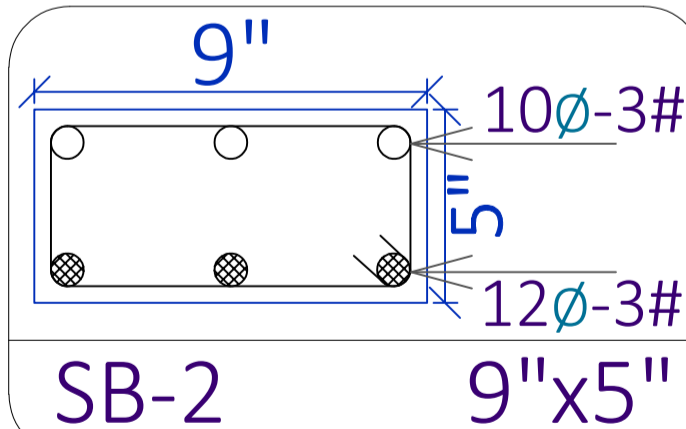
B-1 1'x2'
B-1 1.75%



B-2 9\"/>



SB-1 1'x5"



SB-2 9\"/>

Slab Thickness = 6"

8Ø Bent-up bars @ 5" C/C

8Ø Straight bars @ 5" C/C

12Ø Extra bars @ 1' C/C (Junctions & Ends)

● LARGER DIA REINFORCEMENT BAR
○ SMALLER DIA REINFORCEMENT BAR

SHEET TITLE		PROJECT BY:-		G + 5 Story building for		HRK DESIGNS STRUCTURE CONSULTANTS INDIA PVT LTD		S-38 5F Beam & Reinf[^] Details	
S - 1	5th F Beam C/S Details	VGA Architect Studio	Ar. Vinod Goel Ji	KUMAR	CHHAPARIA Ji	Vasna Bayali Road	TP2 Gotri Sevasi	Date - 21/10/2022	PVH AKA
S - 2	5th F Slab C/S Details	ATS Advantage Phase 2, Ahinsa	Khand 1 Indirapuram Ghaziabad	Uttar Pradesh 201010		Vadodara - 390021		HRKD/STR/EP/13/09/24	Str Engg.
S - 3	5th F Beam Reinf [^] C/S Details							Str Sign	HRKD/STR/GFC/13/09/22
S - 4	5th F Slab Reinf [^] Details							Principal Engineer	STR - REV - 9
						Gandhidham Vadodara Delhi Mumbai		AKA	Str Stamp