

- All steel shall be Fe500 N/mm<sup>2</sup>.
- Fix Reinforcement shown as shown in Drw's. The type and grade of Bar's indication, The Numerical following indicates size of bar's in millimeters.
- All Reinforcement to be firmly supported on approved chairs generally at not greater than 1000mm in both ways.
- All bars to be tied at intersections.
- Length of Reinforcement Bar's indicated on the Drw's are for the straightened out of shape.
- Where lap length not shown for main bars &/or cross rebars, is shall be considered as 50x dia of smaller bar of two bars in lap.
- Anchorage length if not specified in Drw's, shall be considered as 50x dia of smaller bar.
- In any case welding shall not be permitted in case other then specified on Drw's.
- Reinforcement shall not be continuous through contraction,expansion joint & through shrinkage and thermal strips if any.

As per IS Code 456-2000  
Overlapping length should not be less than 75mm.  
Lapping should be avoided in tensile zone of structure members.  
Overlapping length of Reinf. Column: 48d  
Beam: 50d  
Slab: 50d

**\*\*\*CONCRETE STRUCTURE\*\*\***

- Shall meet all the requirements of IS - 456:2000 code.
- All procedure i.e bending, binding, centering, shuttering, formworks,lap, joints etc. to confirm with latest IS standards mechanically vibrate all concrete.
- Concrete mix design shall be a design mix in compliance with IS-10262-1982, based on 28days characteristic strength.
- Water to be used in concrete work should be clean & free from injurious oil's, acid's, alkalis, salt's, sugar, organic materials & other substances may be deleterious to the concrete or steel.
- Admixture : Accelerating Admixture, Retarding Admixture's, Water reducing admixture air entering admixture & super plasticizer shall comply with IS:9103-1999
- Workability of concrete shall be measured in accordance with IS:1199-1959/99.
- Durability of concrete shall be as per clause no - 8.1 & clause no - 8.2 of IS - 456:2000.
- Mini 6 No's of concrete cubes shall be taken on each day of the concreting and or each of 50Cu.M of concrete as decided by consultant these cubes shall be tested in a approved lab only.
- Any discrepancy found between Drw's and any one of the documents mentioned i.e relevant architect Drw's, services Drw's tender conditions,material & workmanship specification & any such written instruction - shall be brought to notice of the consultant prior to the execution of the work, & proper clarification shall be sought regarding the same.
- Only Drw's issued by HRK\_Designs Structure Consultants India Pvt.Ltd printed on paper & stamped shall be termed as a valid for the following them for execution Drw's on any other media, including on the floppy/hard disk,CD's. shall be treated as only for the information,& shall not be used as a valid for execution.
- While executing the Structure other Drw's shall also be referred.
  - (a) Size & location of all doors & windows openings.
  - (b) Size & location of all interior & exterior non bearing partition walls.
  - (c) Depressed areas change in LVL, chamfer's, grooves, insert's etc.
  - (d) Dimension not shown on structure Drw's.
  - (e) Size of openings like doors, windows & ventilators.
  - (f) Refer to plumbing,electrical,mechanical Drw's for the following work item's.
- During concreting proper water/cement (W/C) ratio shall be maintained & check for slump test as well. proper workability of concrete shall be achieved, Needle vibrator shall be used while concreting.
- During site execution when Reinforcement bars for toilets are to be placed shall be checked in a manner it should properly shall be aligned with the dimensions & overlapping shall be done as per detailed Drw's and specification.
- During or while on going construction if or any as per site situations changes are required shall be immediately brought under Architect/team's under notice & same shall be brought under HRK\_Designs Structure Consultants India Pvt.Ltd Team's under written notice.
- Drawings issued & signed shall be finally considered for the execution any other format of Drw's in any manner like floppy disk, compact disk or any other means data shall be considered only for study purposes shall not be considered final for the execution.

**GENERAL NOTES**

- 1 - CONTRACTOR/EXECUTION TEAM CHECK DIMENSIONS & VERIFY BEFORE THE EXECUTION OF WORK.
- 2 - FIGURES & DIMENSIONS TO BE FOLLOWED.
- 3 - ALL DIMENSIONS ARE FEET'S & INCH'S UNTIL & UNLESS SPECIFIED.
- 4 - ALL REINFORCEMENT FOR RCC SHALL BE TMT BARS OF GRADE Fe 300 & ABOVE ONLY AS SPECIFIED IN IS:1786.
- 5 - ALL RCC CONCRETE SHALL BE AS PER IS - 456.
- 6 - CLEAR COVER SHOULD BE AS PER FOLLOWING SPECIFIED  
(A) SLAB - 20mm (B) BEAMS TOP & BOTTOM- 30MM (C) BEAM SIDES - 25mm (D) - COLUMNS - 40mm (E) - FOOTINGS (Sides) - 50mm.
- 7 - WATER USED FOR CONCRETING SHALL MEET CL - 5.4 IS - 456.
- 8 - DEVELOPMENT LENGTH SHALL BE 48D (D - DIA OF BAR IN mm).

**CODES USED FOR DESIGNING**

- IS : 456 - INDIAN STANDARD CODE OF PRACTICE FOR PLAN & REINFORCED CONCRETE
- IS : 800-2007 - INDIAN STANDARD CODE OF PRACTICE FOR GENERAL CONSTRUCTION IN STEEL
- IS : 801-1975 - INDIAN STANDARD CODE OF PRACTICE FOR USE OF COLD FORMED LIGHT GAUGE STEEL STRUCTURAL MEMBERS IN GENERAL BUILDING CONSTRUCTION
- IS : 875-1987 - PART (I, 11, 111, & V) - INDIAN STANDARD CODE OF PRACTICE FOR DESIGN LOADS
- IS : 1893-2002 - INDIAN STANDARD CODE OF PRACTICE FOR EARTHQUAKE RESISTANCE DESIGN OF STRUCTURE

SHEET - A GENERAL LAW'S

Mr. Mr RAVI JI & GURURAJ JI

APPROVAL	
TENDER	
G.F.C	
DOCUMENT	<input checked="" type="checkbox"/>

<b>SHEET TITLE</b>	GOOD FOR CONSTRUCTION	<b>PROJECT BY:-</b>	Estilo Design Studio
<b>Drw No</b>	<b>LIST OF CONTENT</b>	Ar. Monisha Gowda Ji Nagarabhai Main Road, Bengaluru 560072 Karnataka India	
<b>Drw - 1</b>	Reinforcement Details As Per IS : 456		
<b>Drw - 2</b>	Concrete Law's		
<b>Drw - 3</b>	General Law's		

<b>CHK</b>	<b>DRW</b>	<b>HRK</b>	India PVT.LTD
<b>AKA</b>	<b>PH</b>	HRK_Designs Structure Consultants India's Leading Structure + MEP Consultants Varaha Bayal Road TP2 Cdrt Sevasi Vaddurda - 390011 www.hrkdsgns.in mahate@hrkdsgns.in +91-9380 930 347	
<b>HRKD/GFC/11/21/23</b>		<b>HRKD/STR/EP/13/09/24</b>	

# INDEX

S-1	Plot line Details
S-2-4	Center line Details
S-5-9	Col's & Ped's C/S Table's & Details
S-10-16	Foot's Plan & Details
S-17	PB Plan & Details
S-18-21	GF Beam Plan & Details
S-22-25	FF Beam Plan & Details
S-26-29	SF Beam & Slab Details
S-30-33	3F Beam & Slab Details
S-34	Conclusion

## \*\*\*\*\*General Notes\*\*\*\*\*

- During Excavation if Black Cotton Soil/Loose Soil/Gravels Soil /Soft Soil/ Clay Soil is found then it should be immediately brought under Architect/Structure Team(s) Notice immediately.

Both Coarse Aggregate & Fine Aggregate shall be locally brought after specifically meeting IS Standards

Nominal size of Coarse aggregate or Black Stones or Kapchi used for Concreting should not be more than 20 to 25mm else it should be brought under notice before usage

Fine Aggregate shall be proper dry yellow silt sand having sharp edges, free from earth, silt, clay & organic vegetables

Density of Aggregate shall be 2000Kg/M3 to 3000Kg/M3

Concreting for Footings Foundation & Pedestals should be permitted only after through surface cleaning

Concreting for Plinth Beams should be permitted only after through Surface cleaning

Concreting for Slab & Slab Beams should be permitted only after through Surface cleaning & Preparation of proper tools & Mechanism for lifting at particular location

Needle Vibrator shall be used thoroughly for the Concrete compaction purposes. So that no honey combing is observed after concreting

Water used for mixing should be clean, free from oils, Acid, Alkalies, Salt's, Sugar, organic matters.

Water/Cement (W/C) ratio should be used as per the specified ratio & usage

No admixture's or Chemical should be used for concreting without any prior notice to Architect/Structure Consultants & Conceting Agency

Mini 6No's of Concrete cube's should be taken for Testing purposes.

Strength of Concrete should be taken in consideration on 28th Day of concreting.

Curing Should be done mini 3times in 1day

Any changes as per the site conditions & Situations should be immediately brought under Architect/Structure Consultants Teams Notice prior to the work otherwise, it wont be Architect/Structure Team's responsibility

For any Size & Location of Door's, Window's Ventilator's, Water Pipelines, Sewage Pipes Exterior Connections Details Architect Drawing's shall be considered final

For any Structure Drawings & clarification Structure team should be brought under notice

Tender Conditions to Material Technical Specification & Requirements should meet as per Architect and Client's need

Concrete shall meet all the requirements as per IS 456:2000 Code

- Form work for the following should be removed as per following

Footings foundation - 14 days

Pedestals - 7Days

Columns - 7Days

Plinth Beams - (Sides) - 7Days, Slab - (Sides) - 7Days

Slab Beams - (Sides) - 14Days, Slab - (Bottom) - 14Days

Slab Beams - (Bottom) - 21Days

## Grade of Concrete as per Usage

- Slab - M:20 (1:2:4)
- Columns - M:25 (1:1.5:3)
- Beams - M:25 (1:1.5:3)
- Footings - M:25 (1:1.5:3)
- Foundation-M:25 (1:1.5:3)
- Pedestals M:25 (1:1.5:3)

SHEET - B	GENERAL LAWS & SPECIFICATIONS	Mr. Mr RAVI JI & GURURAJ JI
SHEET TITLE	GOOD FOR CONSTRUCTION	PROJECT BY:-
Drw No	LIST OF CONTENT	Estilo Design Studio
Drw - 1	INDEX	Ar. Monisha Gowda Ji
Drw - 2	GENERAL STRUCTURE	Nagarahavi Main Road, Bengaluru
Drw - 3	GRADE OF CONCRETE	560072 Karnataka India

- INDICATES HIGHER DIA BARS
- INDICATES SMALLER DIA BARS

APPROVAL	
TENDER	
G.F.C	
DOCUMENT	<input checked="" type="checkbox"/>

### GENERAL NOTES

- 1 - CONTRACTOR/EXECUTION TEAM CHECK DIMENSIONS & VERIFY BEFORE THE EXECUTION OF WORK.
- 2 - FIGURES & DIMENSIONS TO BE FOLLOWED.
- 3 - ALL DIMENSIONS ARE FEET'S & INCH'S UNTIL & UNLESS SPECIFIED.
- 4 - ALL REINFORCEMENT FOR RCC SHALL BE TMT BARS OF GRADE Fe 300 & ABOVE ONLY AS SPECIFIED IN IS:1786.
- 5 - ALL RCC CONCRETE SHALL BE AS PER IS - 456.
- 6 - CLEAR COVER SHOULD BE AS PER FOLLOWING SPECIFIED
- (A) SLAB - 20mm (B) BEAMS TOP & BOTTOM- 30MM (C) BEAM SIDES - 25mm (D) - COLUMNS - 40mm (E) - FOOTINGS (Sides) - 50mm.
- 7 - WATER USED FOR CONCRETING SHALL MEET CL - 5.4 IS - 456.
- 8 - DEVELOPMENT LENGTH SHALL BE 48D (D - DIA OF BAR IN mm).

### CODES USED FOR DESIGNING

- IS : 456 - INDIAN STANDARD CODE OF PRACTICE FOR PLAN & REINFORCED CONCRETE
- IS : 800-2007 - INDIAN STANDARD CODE OF PRACTICE FOR GENERAL CONSTRUCTION IN STEEL
- IS : 801-1975 - INDIAN STANDARD CODE OF PRACTICE FOR USE OF COLD FORMED LIGHT GAUGE STEEL STRUCTURAL MEMBERS IN GENERAL BUILDING CONSTRUCTION
- IS : 875-1987 - PART (I, 11, 111, & V) - INDIAN STANDARD CODE OF PRACTICE FOR DESIGN LOADS
- IS : 1893-2002 - INDIAN STANDARD CODE OF PRACTICE FOR EARTHQUAKE RESISTANCE DESIGN OF STRUCTURE

SCALE - NTS R-0

CHK	DRW	HRK_Designs Structure Consultants
AKA	PH	India PVT LTD
HRKD/GFC/11/21/23		India's Leading
HRKD/STR/EP/13/09/24		Structure + MEP Consultants



d - Depth of Footing  
 Pad  
 N.G.L - Natural  
 Ground Level  
 Lx - Length Of  
 Footing in  
 X-direction  
 Ly - Length Of  
 Footing in  
 Y-direction  
 G.F - Ground Floor  
 F.F - First Floor  
 L - Length of  
 Columns  
 B - Breadth of  
 Columns  
 N.G.L

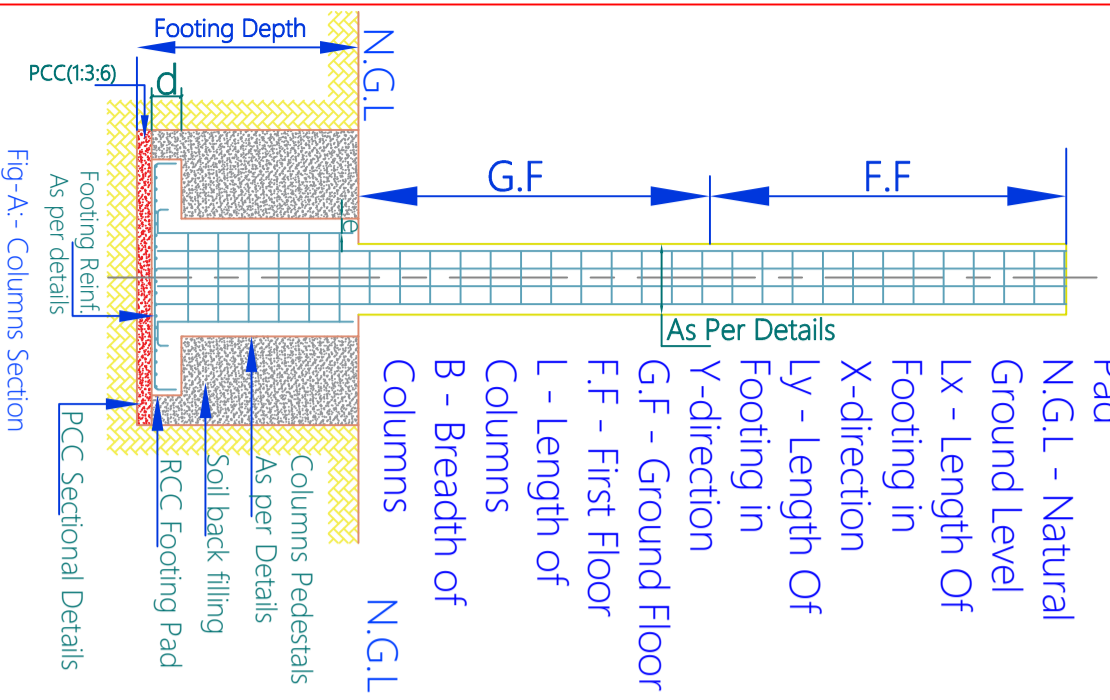


Fig-A:- Columns Section As per details

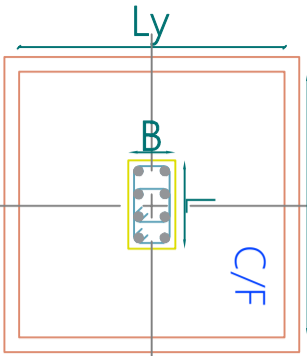


Fig-B:- Footing Pad Showing Reinforcement in X & Y Direction

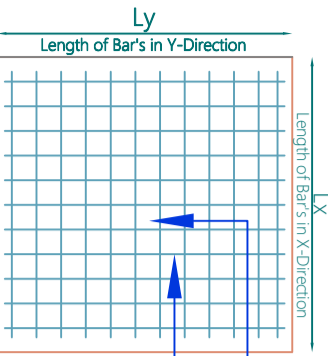


Fig-C:- Footing Pad Showing Reinforcement in X & Y Direction

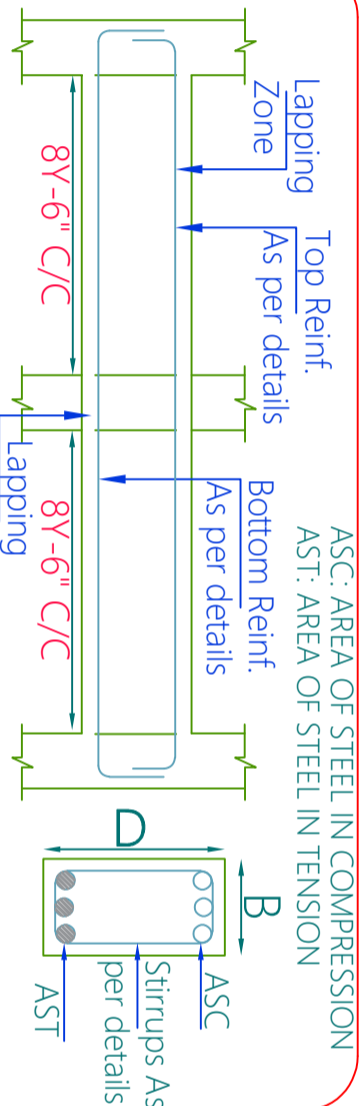


Fig-2:- Typical Longitudinal Section for Plinth Beams

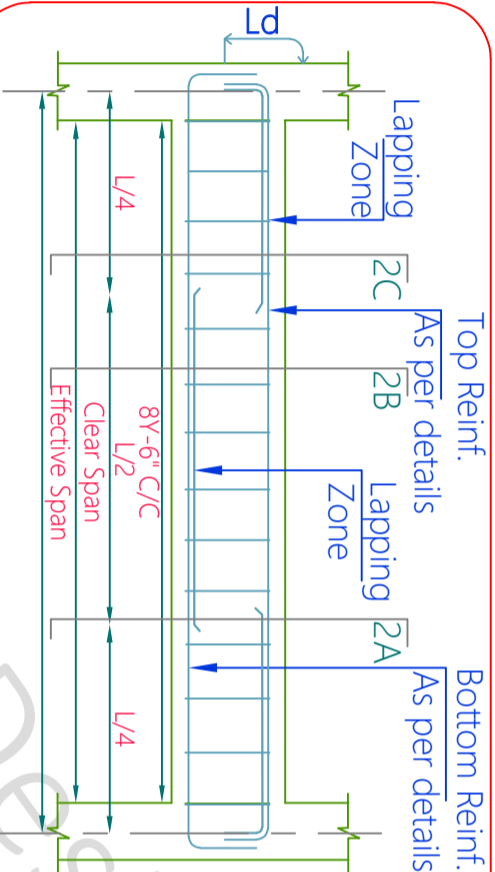


Fig-2:- Typical Longitudinal Section for Simply supported Beams

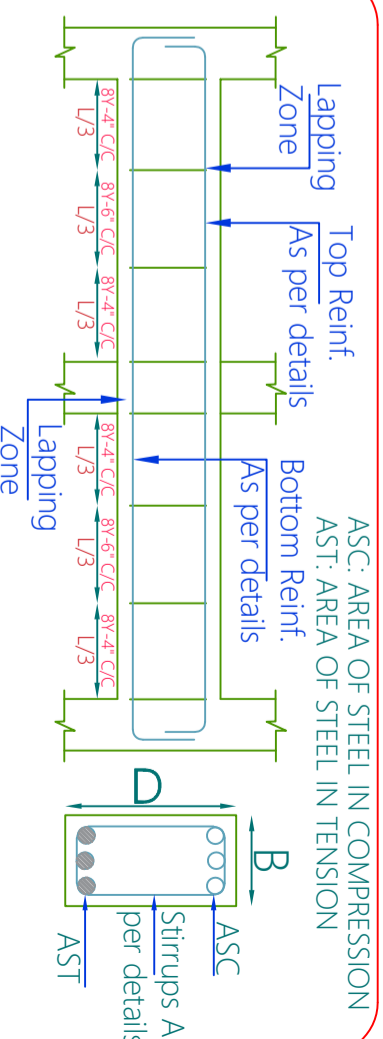


Fig-3:- Typical Longitudinal Section for Slab Beams

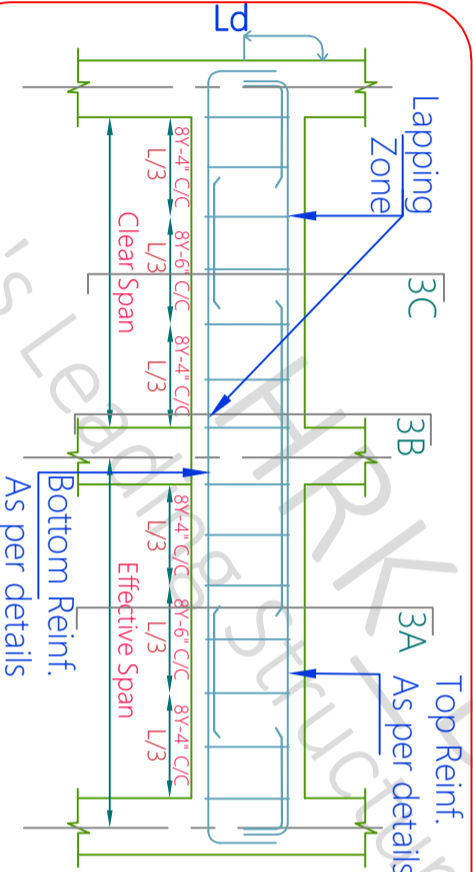


Fig-3:- Typical Longitudinal Section for Continuous Beams

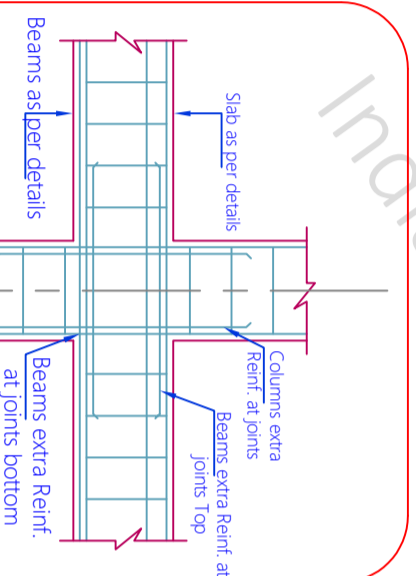
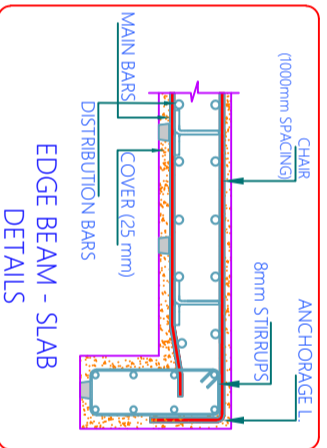


Fig-8:- Typical Beam Columns Reinf. details



Form work details:  
 The Form work shall be designed and constructed so as to remain sufficiently rigid during placing and compaction of concrete, and shall be such as to prevent loss of slurry from the concrete.

APPROVAL	
TENDER	
G.F.C	
DOCUMENT	

SHEET - C GENERAL FIGURES'S

SHEET TITLE GOOD FOR CONSTRUCTION

PROJECT BY:- Estilo Design Studio

Ar. Monisha Gowda Ji

General Figure's & Specification

Mr. Mr RAVI JI & GURURAJ JI

GENERAL NOTES

- 1 - CONTRACTOR/EXECUTION TEAM CHECK DIMENSIONS & VERIFY BEFORE THE EXECUTION OF WORK.
- 2 - FIGURES & DIMENSIONS TO BE FOLLOWED.
- 3 - ALL DIMENSIONS ARE FEET'S & INCH'S UNTIL & UNLESS SPECIFIED.
- 4 - ALL REINFORCEMENT FOR RCC SHALL BE TMT BARS OF GRADE Fe 300 & ABOVE ONLY AS SPECIFIED IN IS:1786.
- 5 - ALL RCC CONCRETE SHALL BE AS PER IS - 456.
- 6 - CLEAR COVER SHOULD BE AS PER FOLLOWING SPECIFIED
- (A) SLAB - 20mm (B) BEAMS TOP & BOTTOM- 30MM (C) BEAM SIDES - 25mm (D) - COLUMNS - 40mm (E) - FOOTINGS (Sides) - 50mm.
- 7 - WATER USED FOR CONCRETING SHALL MEET CL - 5.4 IS - 456.
- 8 - DEVELOPMENT LENGTH SHALL BE 48D (D - DIA OF BAR IN mm).

CODES USED FOR DESIGNING

- IS : 456 - INDIAN STANDARD CODE OF PRACTICE FOR PLAN & REINFORCED CONCRETE
- IS : 800-2007 - INDIAN STANDARD CODE OF PRACTICE FOR GENERAL CONSTRUCTION IN STEEL
- IS : 801-1975 - INDIAN STANDARD CODE OF PRACTICE FOR USE OF COLD FORMED LIGHT GAUGE STEEL STRUCTURAL MEMBERS IN GENERAL BUILDING CONSTRUCTION
- IS : 875-1987 - PART (I), (II), (III), (IV) & (V) - INDIAN STANDARD CODE OF PRACTICE FOR DESIGN LOADS
- IS : 1893-2002 - INDIAN STANDARD CODE OF PRACTICE FOR EARTHQUAKE RESISTANCE DESIGN OF STRUCTURE

SCALE - NTS R-0

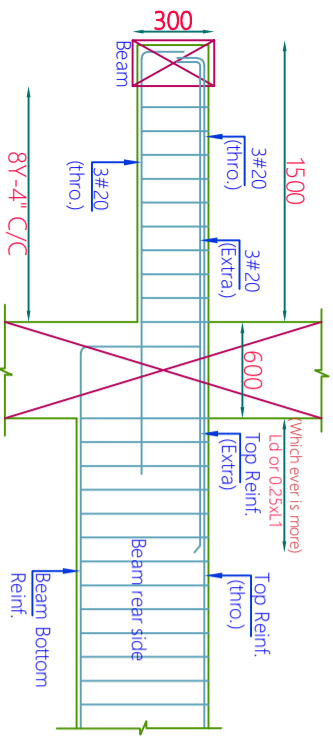
CHK DRW

AKA PH

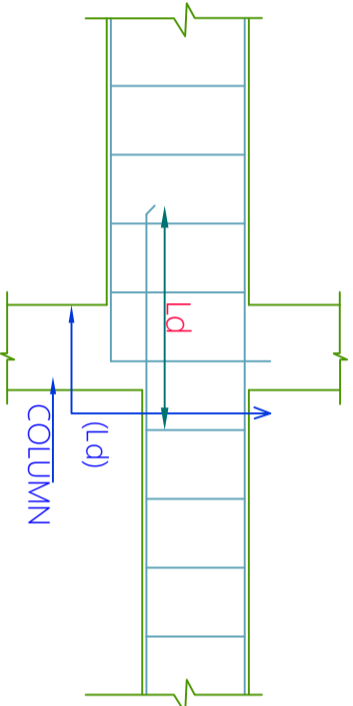
HRKD/GFC/11/21/23

HRKD/STR/EP/13/09/24

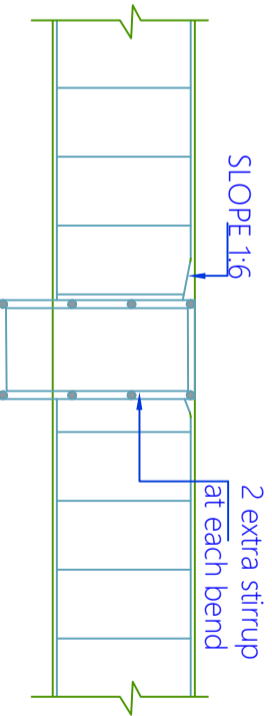
HRK Designs Structure Consultants India Pvt.Ltd



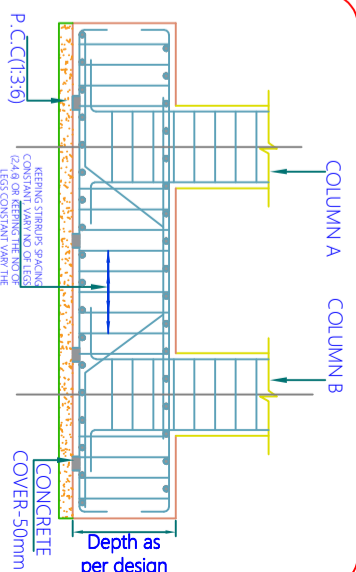
L-SEC. OF CANTILEVER BEAM



TYPICAL DETAILS OF REINF. AT THE JUNCTION OF TWO BEAMS OF UNEQUAL DEPTH



TYPICAL DETAILS OF REINF. AT THE JUNCTION OF TWO BEAMS OF UNEQUAL DEPTH



FOOTING BEAM

Form work details: IS456-2000 Clause 11

The form work shall be designed and constructed so as to remain sufficiently rigid during placing and compaction of concrete, and shall be such as to prevent loss of slurry from the concrete.

**GENERAL NOTES**

- 1 - CONTRACTOR/EXECUTION TEAM CHECK DIMENSIONS & VERIFY BEFORE THE EXECUTION OF WORK.
- 2 - FIGURES & DIMENSIONS TO BE FOLLOWED.
- 3 - ALL DIMENSIONS ARE FEET'S & INCH'S UNLIT & UNLESS SPECIFIED.
- 4 - ALL REINFORCEMENT FOR RCC SHALL BE TMT BARS OF GRADE Fe 300 & ABOVE ONLY AS SPECIFIED IN IS:1786.
- 5 - ALL RCC CONCRETE SHALL BE AS PER IS - 456.
- 6 - CLEAR COVER SHOULD BE AS PER FOLLOWING SPECIFIED
- (A) SLAB - 20mm (B) BEAMS TOP & BOTTOM- 30MM (C) BEAM SIDES - 25mm (D) - COLUMNS - 40mm (E) - FOOTINGS (Sides) - 50mm.
- 7 - WATER USED FOR CONCRETING SHALL MEET CL - 5.4 IS - 456.
- 8 - DEVELOPMENT LENGTH SHALL BE 48D (D - DIA OF BAR IN mm).

**CODES USED FOR DESIGNING**

- IS : 456 - INDIAN STANDARD CODE OF PRACTICE FOR PLAN & REINFORCED CONCRETE
- IS : 800-2007 - INDIAN STANDARD CODE OF PRACTICE FOR GENERAL CONSTRUCTION IN STEEL
- IS : 801-1975 - INDIAN STANDARD CODE OF PRACTICE FOR USE OF COLD FORMED LIGHT GAUGE STEEL STRUCTURAL MEMBERS IN GENERAL BUILDING CONSTRUCTION
- IS : 875-1987 - PART (1, 11, 111, & V) - INDIAN STANDARD CODE OF PRACTICE FOR DESIGN LOADS
- IS : 1893-2002 - INDIAN STANDARD CODE OF PRACTICE FOR EARTHQUAKE RESISTANCE DESIGN OF STRUCTURE

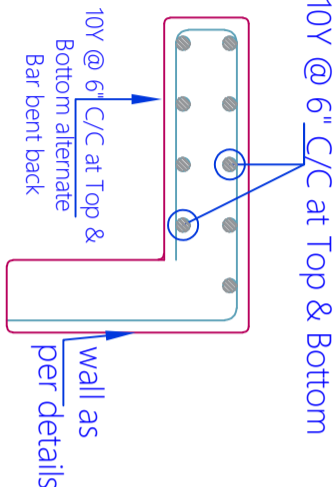
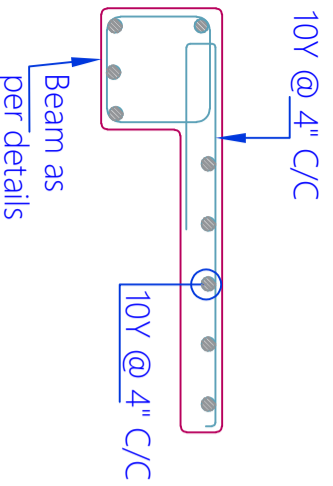


Fig-7:- Reinforcement Details for lintel cum Sunshade

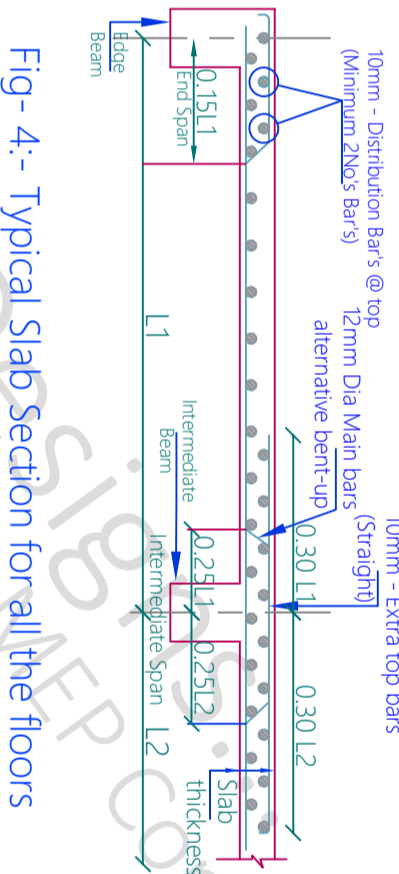


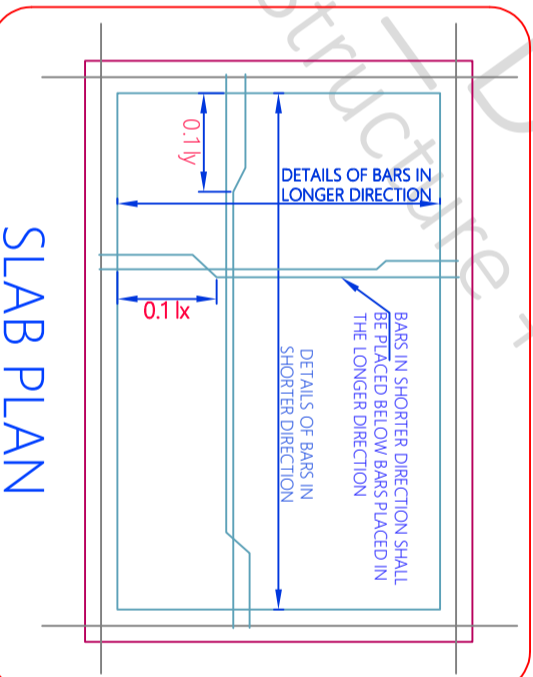
Fig-4:- Typical Slab Section for all the floors

**DESIGN LOAD :-**

(As per IS 875 part I to III & V IS1893:2002)

1. LOADS :	3. ALLOWABLE DEFLECTION FACTOR :
ROOF LIVE LOAD..... 2.0 kPa	FOR ROOF : LIVE LOAD = L/360
BEAMS LIVE LOAD..... 3.0 kPa	TOTAL LOAD = L/240
ROOF DEAD LOAD..... 1.5 kPa	
FLOOR DEAD LOAD..... 2.5 kPa	FOR FLOOR : LIVE LOAD = L/360
LIVE LOADS	TOTAL LOAD = L/240
BED ROOM, LIVING ROOM..... 3.0 kPa	
TOILET AREA..... 3.0 kPa	
STAIRCASE, PASSAGE, BALCONY..... 5.0 kPa	
LOUNGE..... 5.0 kPa	
INTERIOR WALL DEAD LOAD..... 1.20 kPa	
2. SEISMIC DATA :	4. WIND DATA :
SEISMIC ZONE..... III	BASIC WIND SPEED..... 52 m/s
ZONE FACTOR (Z)..... 0.25	RISK COEFFICIENT (K1)..... 1.00
IMPORTANCE FACTOR (I)..... 1.5	TERRAIN COEFFICIENT (K2)..... 1.00
RESPONSE REDUCTION FACTOR (R)..... 5	TOPOGRAPHY FACTOR (K3)..... 1.00
SEISMIC INTENSITY..... MODERATE	DESIGN WIND SPEED..... 52 m/s

This Building is designed for G+3 (Residential Building) Storey Structure only



- Spanning up to 4.5 m : Props to slabs
- Spanning up to 4.5 m : 7 days
- Spanning over 4.5 m : 14 days
- Props to beams and arches :
- Spanning up to 6 m : 14 days
- Spanning over 6 m : 21 days

All rubbish, particularly, chipping, shavings and saw dust shall be removed from the interior of the forms before the concrete is placed. The face of formwork in contact with the concrete shall be cleaned and treated with form release agent

INDICATES HIGHER DIA BARS

INDICATES SMALLER DIA BARS

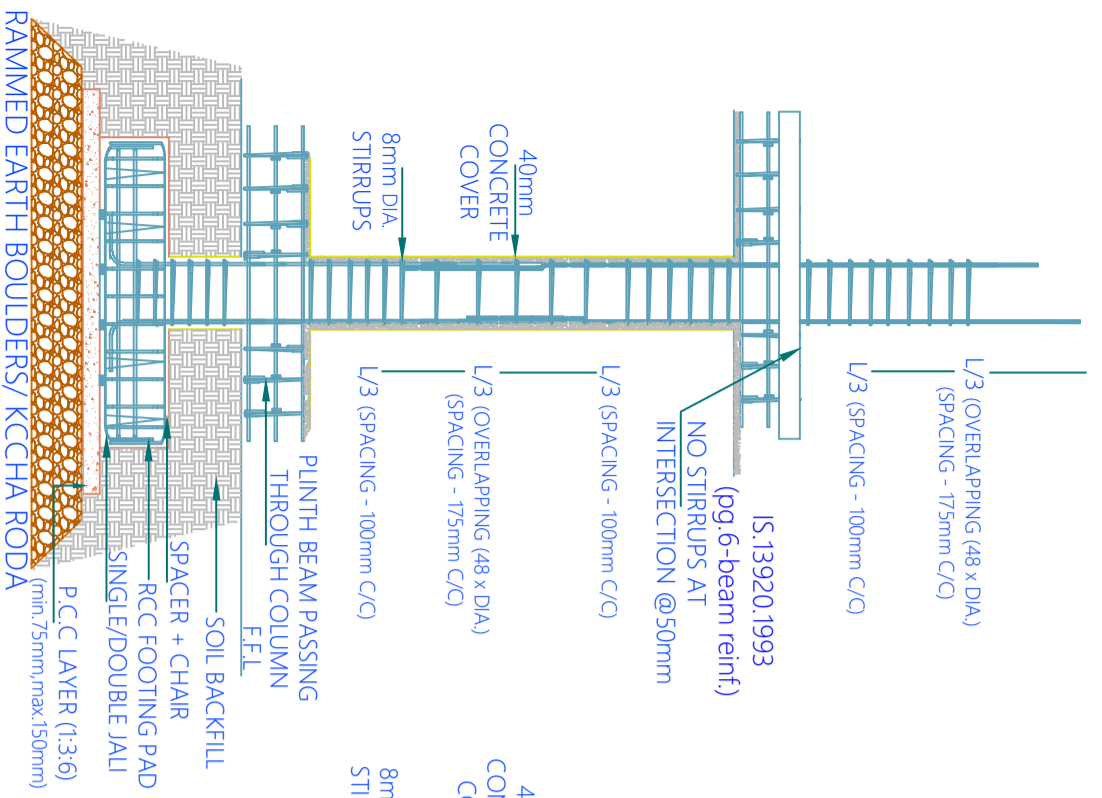
APPROVAL	
TENDER	
G.F.C	
DOCUMENT	

SHEET - D GENERAL FIGURES	PROJECT BY:-
SHEET TITLE	GOOD FOR CONSTRUCTION
Drw No	LIST OF CONTENT
Drw - 1	Reinforcement Details As Per IS 456
Drw - 2	General Figure's & Specification
Drw - 3	

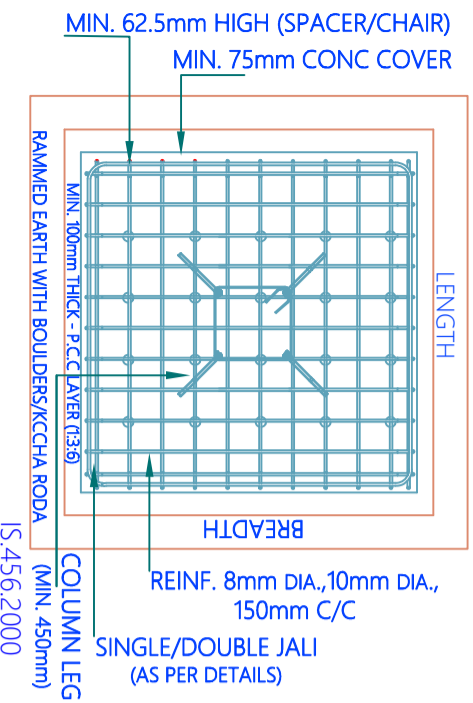
Mr. Mr RAVI JI & GURURAJ JI	HRK_Designs Structure Consultants
Estilo Design Studio	India PVT LTD
Ar. Monisha Gowda Ji	India's Leading
Nagarahavi Main Road, Bengaluru	Structure + MEP Consultants
560072 Karnataka India	Special Vaidodda - 390011
	www.hrkdsgns.in
	+91-9380 930 347







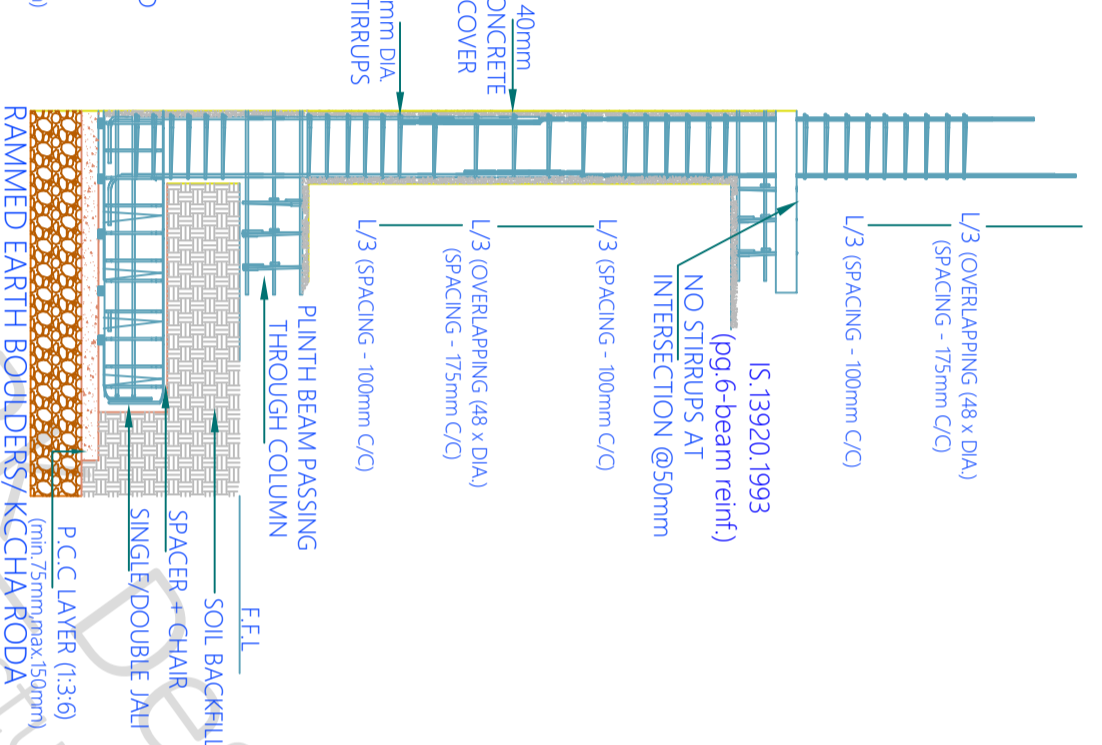
ELEVATION



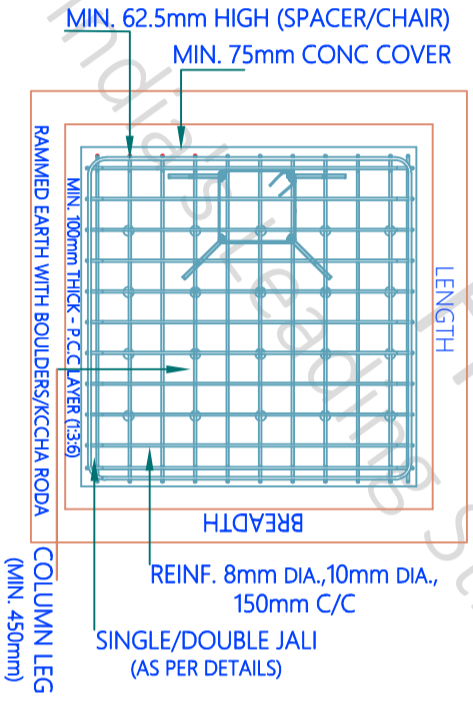
PLAN

(pg.46-nominal cover)  
slab -20mm, beams -25mm,  
columns -40mm, footings -50mm

ISOLATED FOOTING

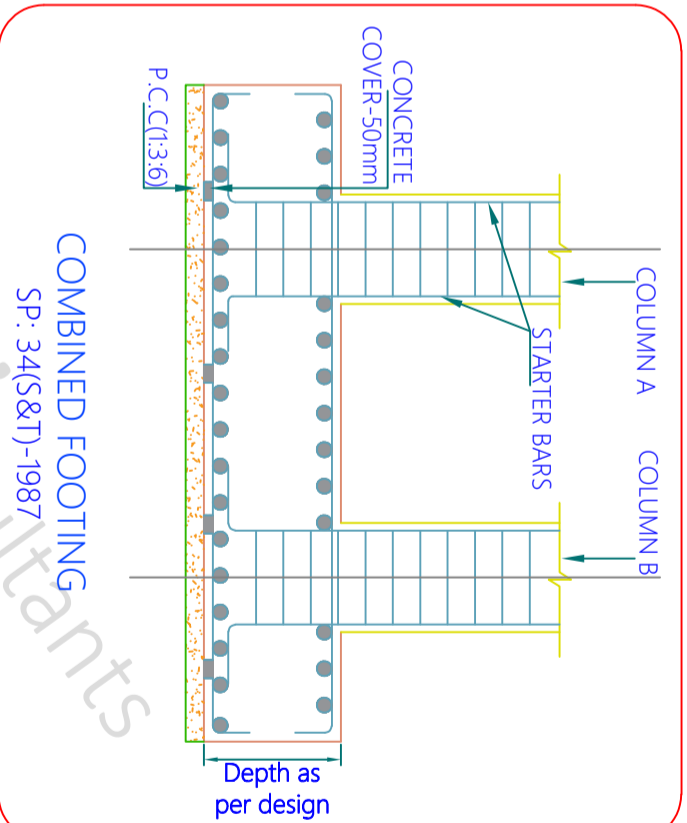


ELEVATION



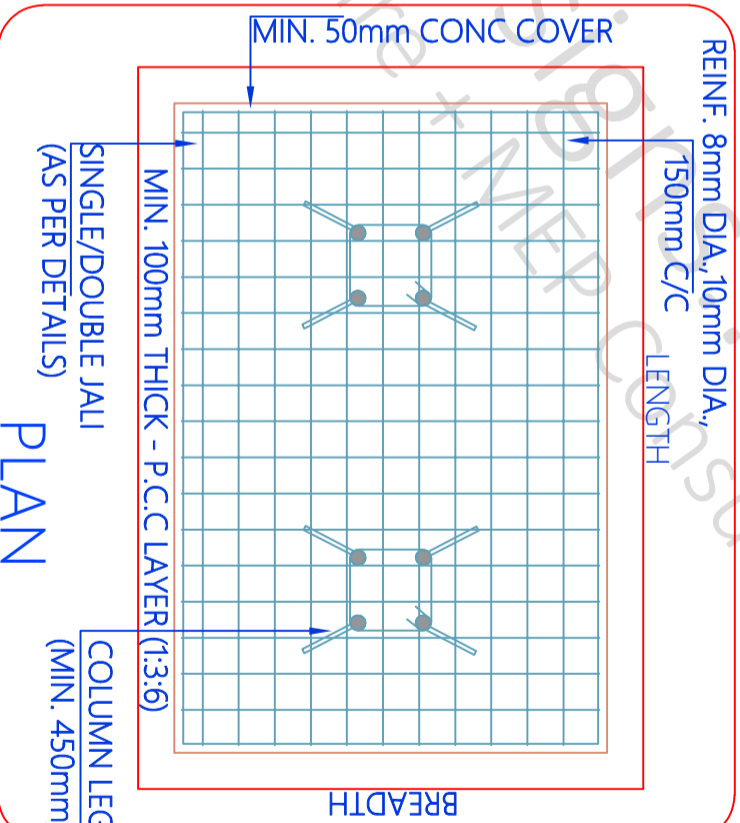
PLAN

ECCENTRIC FOOTING

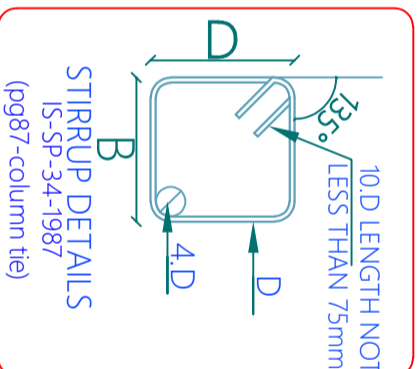


COMBINED FOOTING

SP: 34(S&T)-1987



PLAN



APPROVAL	
TENDER	
G.F.C	
DOCUMENT	

SHEET - G GENERAL FIGURES

Mr. Mr RAVI JI & GURURAJ JI

APPROVAL	
TENDER	
G.F.C	
DOCUMENT	

SHEET TITLE	GOOD FOR CONSTRUCTION
Drw No	LIST OF CONTENT
Drw - 1	Reinforcement Details As Per IS 456
Drw - 2	General Figure's & Specification
Drw - 3	

PROJECT BY:-  
Estilo Design Studio  
Ar. Monisha Gowda Ji  
Nagarahavi Main Road, Bengaluru  
560072 Karnataka India

CHK	DRW	HRK_Designs Structure Consultants
AKA	PH	India Pvt.LTD India's Leading Structure + MEP Consultants Varanasi Bagell Road TR2 Cdnt Sewari Vaidodia - 390011 www.hrkdsgns.in hrkdesigns@gmail.com +91 9380 930 347
HRKD/GFC/11/21/23		
HRKD/STR/EP/13/09/24		

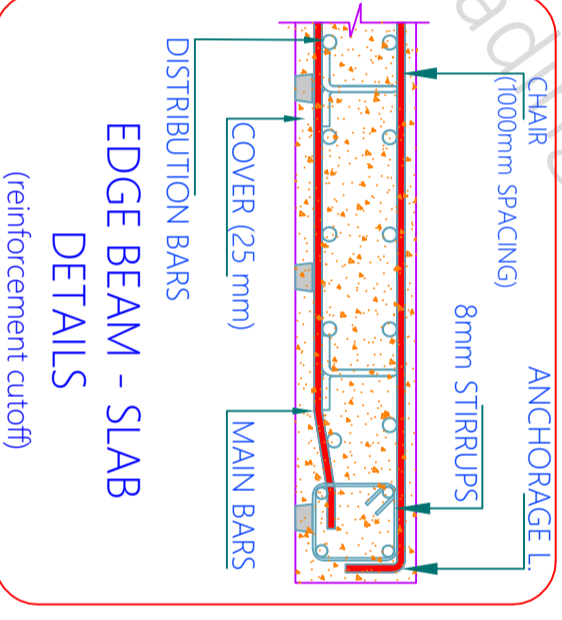
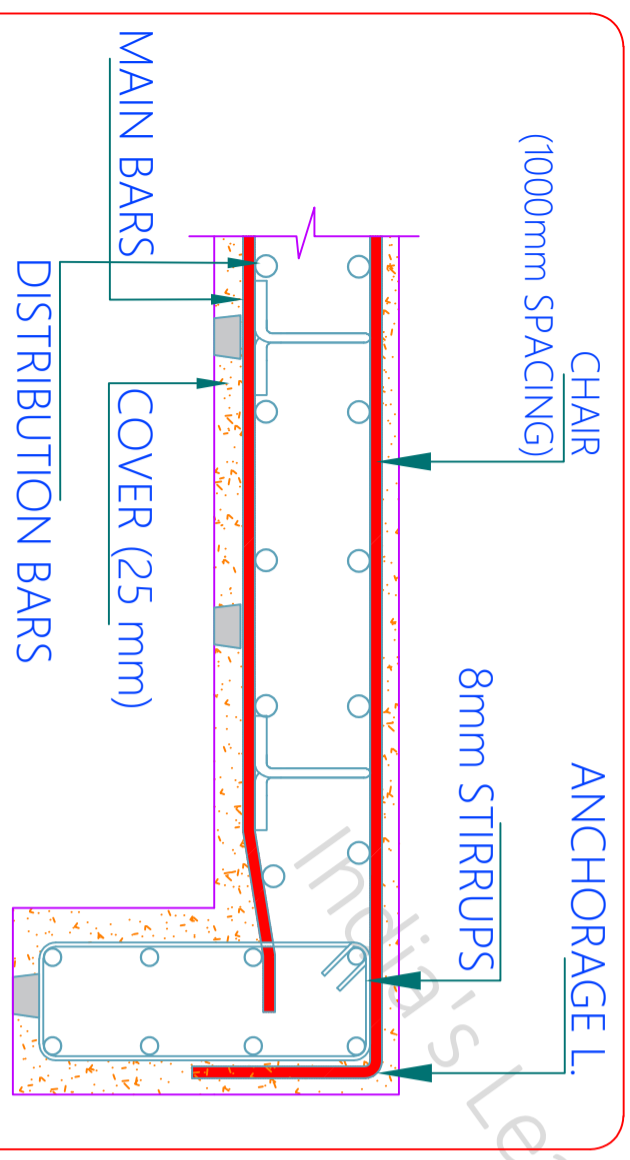
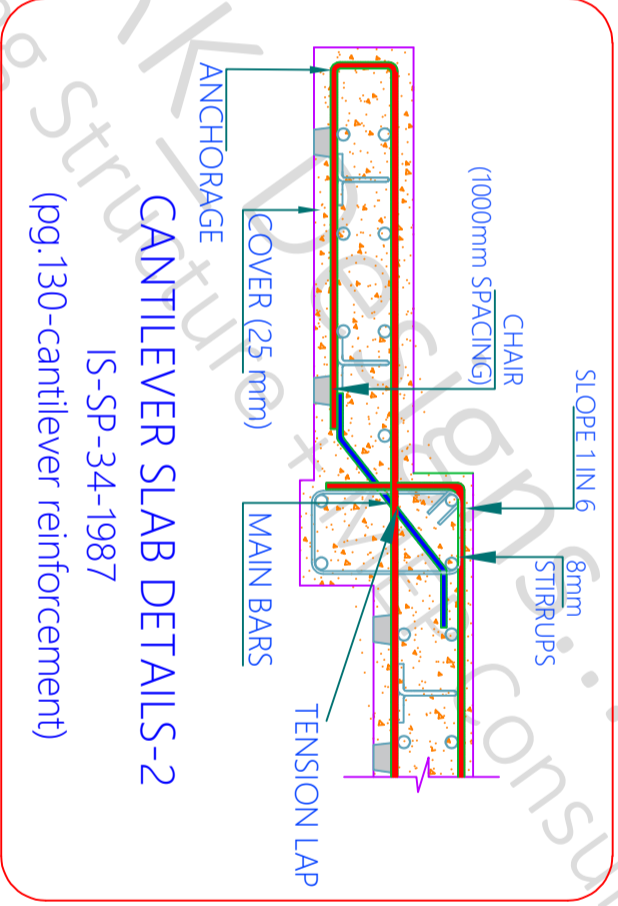
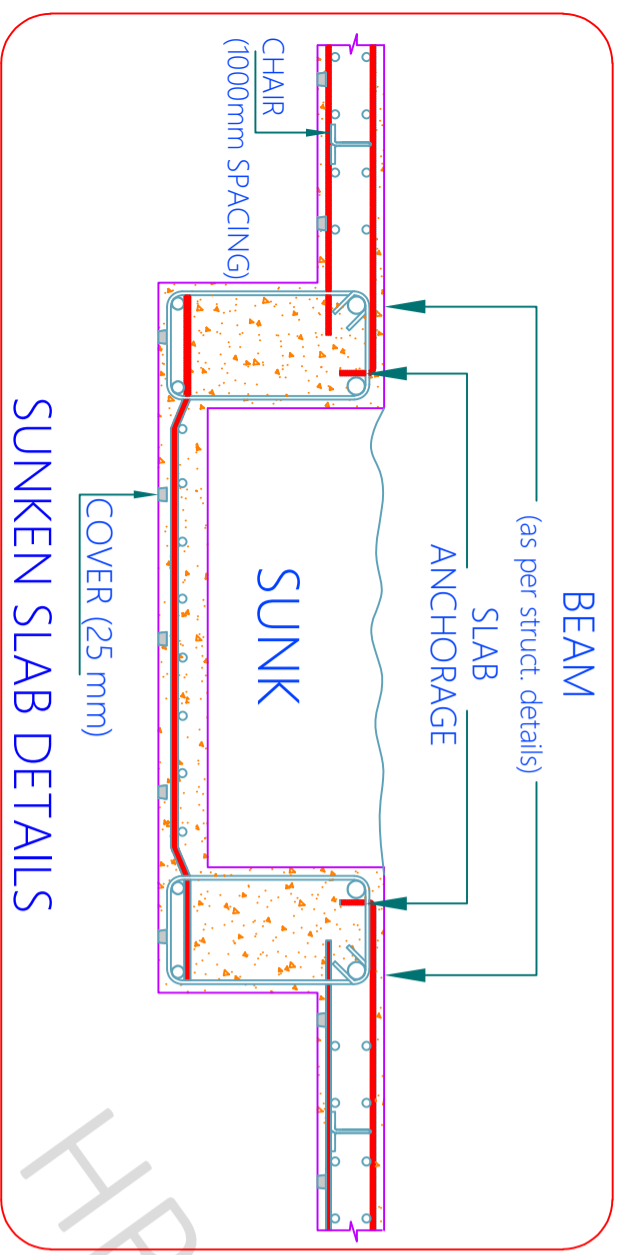
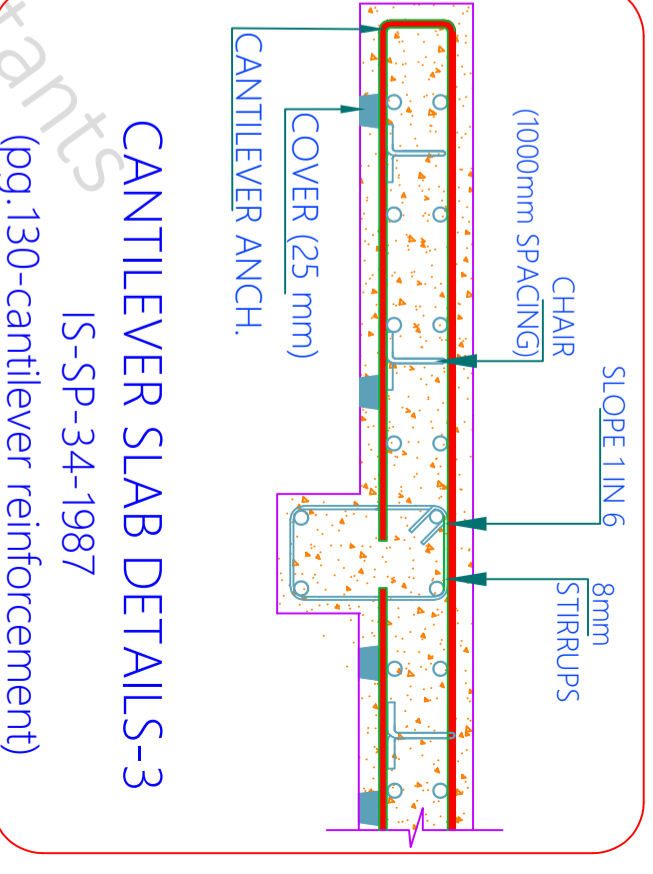
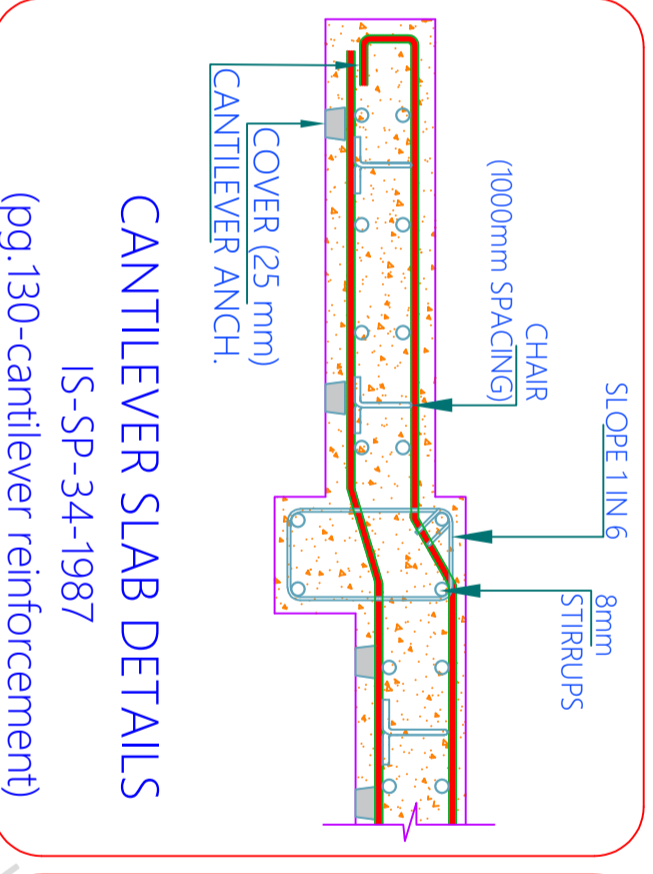
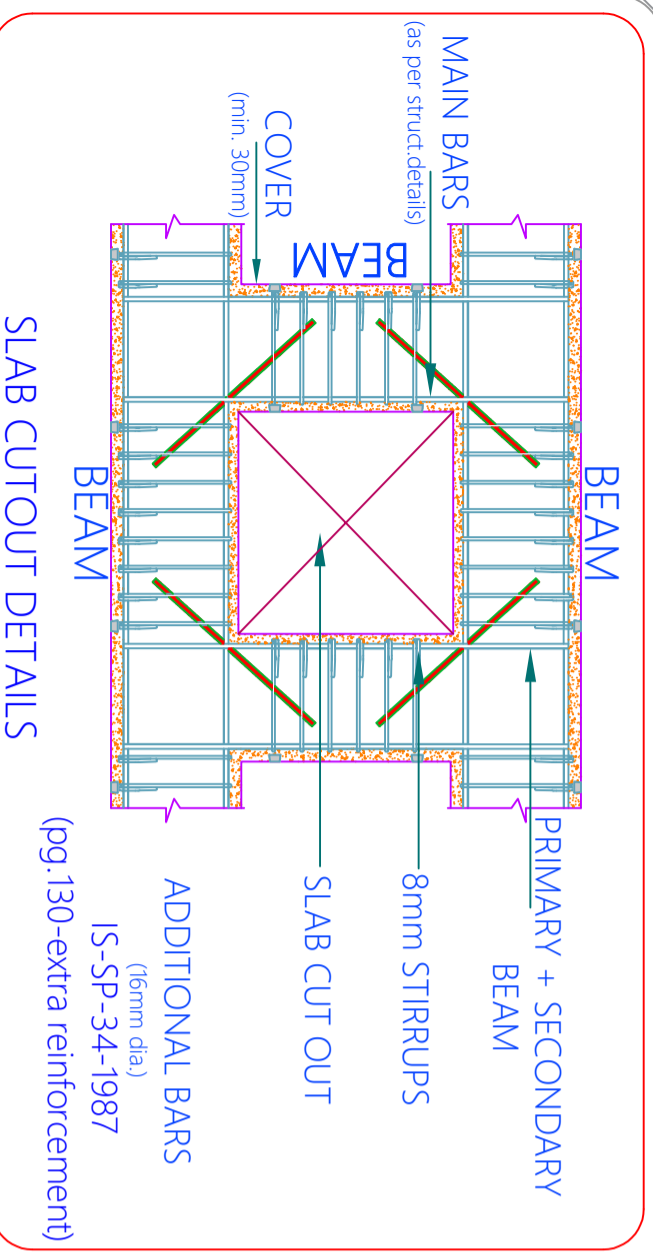
As per IS Code 456-2000  
Overlapping length  
should not be less than  
75mm. Lapping should be  
avoided in tensile zone of  
construction members.  
Overlapping length of  
Reinf. Column 48d.  
Beam 50d  
Slab 50d

GENERAL NOTES

- 1 - CONTRACTOR/EXECUTION TEAM CHECK DIMENSIONS & VERIFY BEFORE THE EXECUTION OF WORK.
- 2 - FIGURES & DIMENSIONS TO BE FOLLOWED.
- 3 - ALL DIMENSIONS ARE FEET'S & INCH'S UNTIL & UNLESS SPECIFIED.
- 4 - ALL REINFORCEMENT FOR RCC SHALL BE TMT BARS OF GRADE Fe 300 & ABOVE ONLY AS SPECIFIED IN IS:1786.
- 5 - ALL RCC CONCRETE SHALL BE AS PER IS - 456.
- 6 - CLEAR COVER SHOULD BE AS PER FOLLOWING SPECIFIED  
(A) SLAB - 20mm (B) BEAMS TOP & BOTTOM- 30MM (C) BEAM SIDES - 25mm (D) - COLUMNS - 40mm (E) - FOOTINGS (Sides) - 50mm.
- 7 - WATER USED FOR CONCRETING SHALL MEET CL - 5.4 IS - 456.
- 8 - DEVELOPMENT LENGTH SHALL BE 48D (D - DIA OF BAR IN mm).

CODES USED FOR DESIGNING

- IS : 456 - INDIAN STANDARD CODE OF PRACTICE FOR PLAN & REINFORCED CONCRETE
- IS : 800-2007 - INDIAN STANDARD CODE OF PRACTICE FOR GENERAL CONSTRUCTION IN STEEL
- IS : 801-1975 - INDIAN STANDARD CODE OF PRACTICE FOR USE OF COLD FORMED LIGHT GAUGE STEEL STRUCTURAL MEMBERS IN GENERAL BUILDING CONSTRUCTION
- IS : 875-1987 - PART (I, 11, 111, & V) - INDIAN STANDARD CODE OF PRACTICE FOR DESIGN LOADS
- IS : 1893-2002 - INDIAN STANDARD CODE OF PRACTICE FOR EARTHQUAKE RESISTANCE DESIGN OF STRUCTURE



EDGE BEAM - SLAB DETAILS

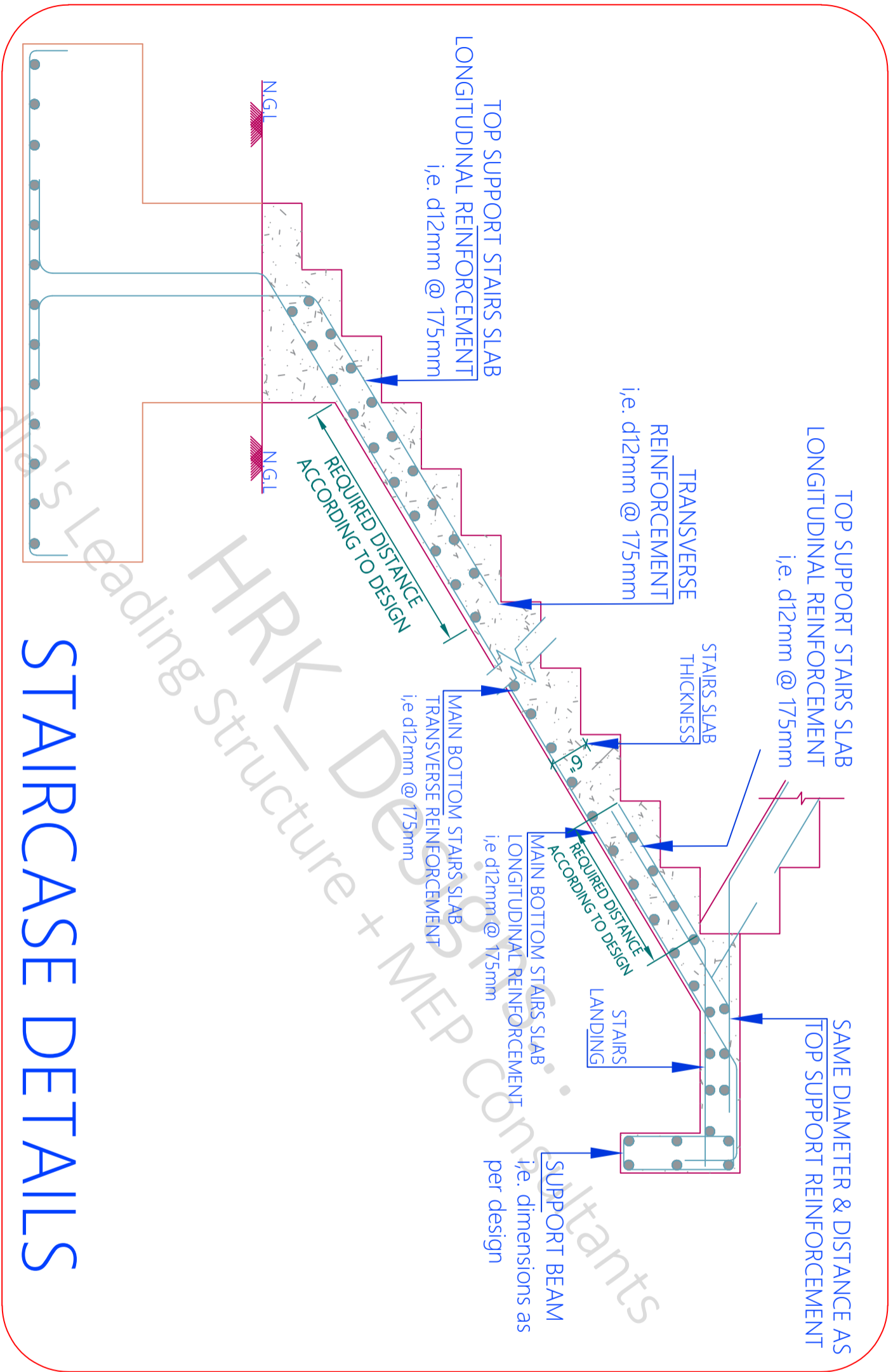
SHEET - H GENERAL FIGURES		Mr. Mr RAVI JI & GURURAJ JI	
SHEET TITLE GOOD FOR CONSTRUCTION		PROJECT BY:-	
Drw No LIST OF CONTENT		Estilo Design Studio	
Drw - 1 Reinforcement Details As Per IS 456		Ar. Monisha Gowda Ji	
Drw - 2 General Figure's & Specification		Nagarahavi Main Road, Bengaluru	
Drw - 3		560072 Karnataka India	

APPROVAL	
TENDER	
G.F.C	
DOCUMENT	

CHK	DRW	HRK Designs Structure Consultants
AKA	PH	India PVT LTD
HRKD/GFC/11/21/23		India's Leading
HRKD/STR/EP/13/09/24		Structure + MEP Consultants

- GENERAL NOTES**
- 1 - CONTRACTOR/EXECUTION TEAM CHECK DIMENSIONS & VERIFY BEFORE THE EXECUTION OF WORK.
  - 2 - FIGURES & DIMENSIONS TO BE FOLLOWED.
  - 3 - ALL DIMENSIONS ARE FEET'S & INCH'S UNTIL & UNLESS SPECIFIED.
  - 4 - ALL REINFORCEMENT FOR RCC SHALL BE TMT BARS OF GRADE Fe 300 & ABOVE ONLY AS SPECIFIED IN IS:1786.
  - 5 - ALL RCC CONCRETE SHALL BE AS PER IS - 456.
  - 6 - CLEAR COVER SHOULD BE AS PER FOLLOWING SPECIFIED
  - (A) SLAB - 20mm (B) BEAMS TOP & BOTTOM- 30MM (C) BEAM SIDES - 25mm (D) - COLUMNS - 40mm (E) - FOOTINGS (Sides) - 50mm.
  - 7 - WATER USED FOR CONCRETING SHALL MEET CL - 5.4 IS - 456.
  - 8 - DEVELOPMENT LENGTH SHALL BE 48D (D - DIA OF BAR IN mm).

- CODES USED FOR DESIGNING**
- IS : 456 - INDIAN STANDARD CODE OF PRACTICE FOR PLAN & REINFORCED CONCRETE
  - IS : 800-2007 - INDIAN STANDARD CODE OF PRACTICE FOR GENERAL CONSTRUCTION IN STEEL
  - IS : 801-1975 - INDIAN STANDARD CODE OF PRACTICE FOR USE OF COLD FORMED LIGHT GAUGE STEEL STRUCTURAL MEMBERS IN GENERAL BUILDING CONSTRUCTION
  - IS : 875-1987 - PART (1, 11, 111, & V) - INDIAN STANDARD CODE OF PRACTICE FOR DESIGN LOADS
  - IS : 1893-2002 - INDIAN STANDARD CODE OF PRACTICE FOR EARTHQUAKE RESISTANCE DESIGN OF STRUCTURE



# STAIRCASE DETAILS

### GENERAL NOTES

- 1 - CONTRACTOR/EXECUTION TEAM CHECK DIMENSIONS & VERIFY BEFORE THE EXECUTION OF WORK.
- 2 - FIGURES & DIMENSIONS TO BE FOLLOWED.
- 3 - ALL DIMENSIONS ARE FEET'S & INCH'S UNTIL & UNLESS SPECIFIED.
- 4 - ALL REINFORCEMENT FOR RCC SHALL BE TMT BARS OF GRADE Fe 300 & ABOVE ONLY AS SPECIFIED IN IS:1786.
- 5 - ALL RCC CONCRETE SHALL BE AS PER IS - 456.
- 6 - CLEAR COVER SHOULD BE AS PER FOLLOWING SPECIFIED  
(A) SLAB - 20mm (B) BEAMS TOP & BOTTOM- 30MM (C) BEAM SIDES - 25mm (D) - COLUMNS - 40mm (E) - FOOTINGS (Sides) - 50mm.
- 7 - WATER USED FOR CONCRETING SHALL MEET CL - 5.4 IS - 456.
- 8 - DEVELOPMENT LENGTH SHALL BE 48D (D - DIA OF BAR IN mm).

### CODES USED FOR DESIGNING

- IS : 456 - INDIAN STANDARD CODE OF PRACTICE FOR PLAN & REINFORCED CONCRETE
- IS : 800-2007 - INDIAN STANDARD CODE OF PRACTICE FOR GENERAL CONSTRUCTION IN STEEL
- IS : 801-1975 - INDIAN STANDARD CODE OF PRACTICE FOR USE OF COLD FORMED LIGHT GAUGE STEEL STRUCTURAL MEMBERS IN GENERAL BUILDING CONSTRUCTION
- IS : 875-1987 - PART (I, 11, 111, & V) - INDIAN STANDARD CODE OF PRACTICE FOR DESIGN LOADS
- IS : 1893-2002 - INDIAN STANDARD CODE OF PRACTICE FOR EARTHQUAKE RESISTANCE DESIGN OF STRUCTURE

APPROVAL	
TENDER	
G.F.C	
DOCUMENT	X

SHEET - I GENERAL FIGURES'S

Mr. Mr RAVI JI & GURURAJ JI

PROJECT BY :-

SHEET TITLE GOOD FOR CONSTRUCTION

Drw No LIST OF CONTENT

Drw - 1 Reinforcement Details As Per IS 456

Drw - 2 General Figure's & Specification

Drw - 3

HRK\_Designs Structure Consultants

India PVT.LTD

AKA PH

HRKD/GFC/11/21/23

HRKD/STR/EP/13/09/24

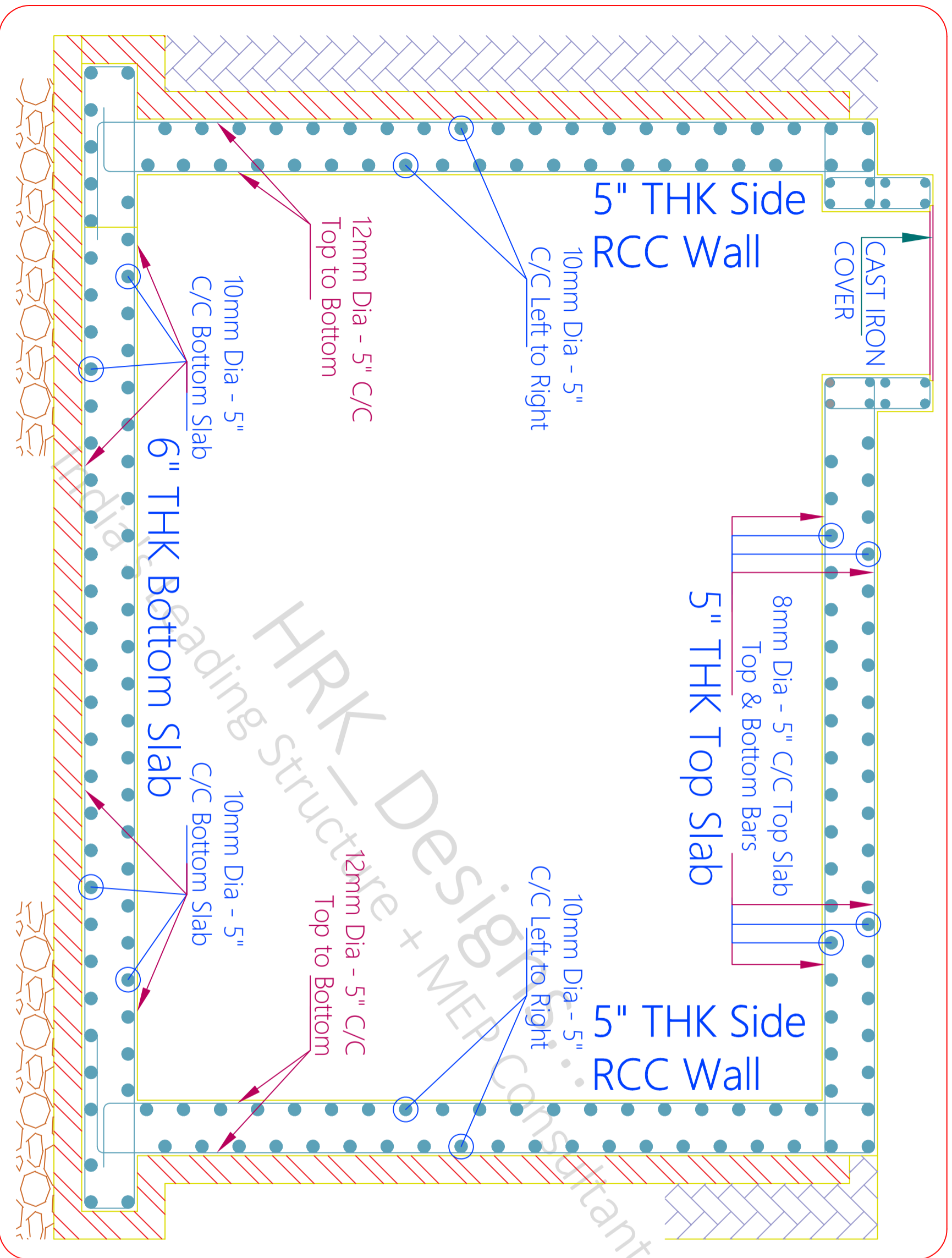
R-0

SCALE - NTS

India PVT.LTD

HRK Designs

HRK Designs



**FRAMED MEMBERS:**  
 General requirements- IS13920:1993

1. The factored axial stress on the member under earthquake loading shall not exceed 0.1 fck.
2. The member shall preferably have a width-to-depth ratio of more than 0.3.
3. The width of the member shall not be less than 200 mm.
4. The depth D of the member shall preferably be not more than 1/4 of the clear span.

**GENERAL NOTES**

- 1 - CONTRACTOR/EXECUTION TEAM CHECK DIMENSIONS & VERIFY BEFORE THE EXECUTION OF WORK.
- 2 - FIGURES & DIMENSIONS TO BE FOLLOWED.
- 3 - ALL DIMENSIONS ARE FEET'S & INCH'S UNTIL & UNLESS SPECIFIED.
- 4 - ALL REINFORCEMENT FOR RCC SHALL BE TMT BARS OF GRADE Fe 300 & ABOVE ONLY AS SPECIFIED IN IS:1786.
- 5 - ALL RCC CONCRETE SHALL BE AS PER IS - 456.
- 6 - CLEAR COVER SHOULD BE AS PER FOLLOWING SPECIFIED  
 (A) SLAB - 20mm (B) BEAMS TOP & BOTTOM- 30MM (C) BEAM SIDES - 25mm (D) - COLUMNS - 40mm (E) - FOOTINGS (Sides) - 50mm.
- 7 - WATER USED FOR CONCRETING SHALL MEET CL - 5.4 IS - 456.
- 8 - DEVELOPMENT LENGTH SHALL BE 48D (D - DIA OF BAR IN mm).

**CODES USED FOR DESIGNING**

- IS : 456 - INDIAN STANDARD CODE OF PRACTICE FOR PLAN & REINFORCED CONCRETE
- IS : 800-2007 - INDIAN STANDARD CODE OF PRACTICE FOR GENERAL CONSTRUCTION IN STEEL
- IS : 801-1975 - INDIAN STANDARD CODE OF PRACTICE FOR USE OF COLD FORMED LIGHT GAUGE STEEL STRUCTURAL MEMBERS IN GENERAL BUILDING CONSTRUCTION
- IS : 875-1987 - PART (1, 11, 111, & V) - INDIAN STANDARD CODE OF PRACTICE FOR DESIGN LOADS
- IS : 1893-2002 - INDIAN STANDARD CODE OF PRACTICE FOR EARTHQUAKE RESISTANCE DESIGN OF STRUCTURE

SHEET - J GENERAL FIGURES

APPROVAL	
TENDER	
G.F.C	
DOCUMENT	

Mr. Mr RAVI JI & GURURAJ JI

SHEET TITLE GOOD FOR CONSTRUCTION

Drw No LIST OF CONTENT

Drw - 1 Reinforcement Details As Per IS 456

Drw - 2 General Figure's & Specification

Drw - 3

PROJECT BY:-

Estilo Design Studio

Ar. Monisha Gowda Ji

Nagarahavi Main Road, Bengaluru  
560072 Karnataka India

SCALE - NTS R-0

CHK DRW PH

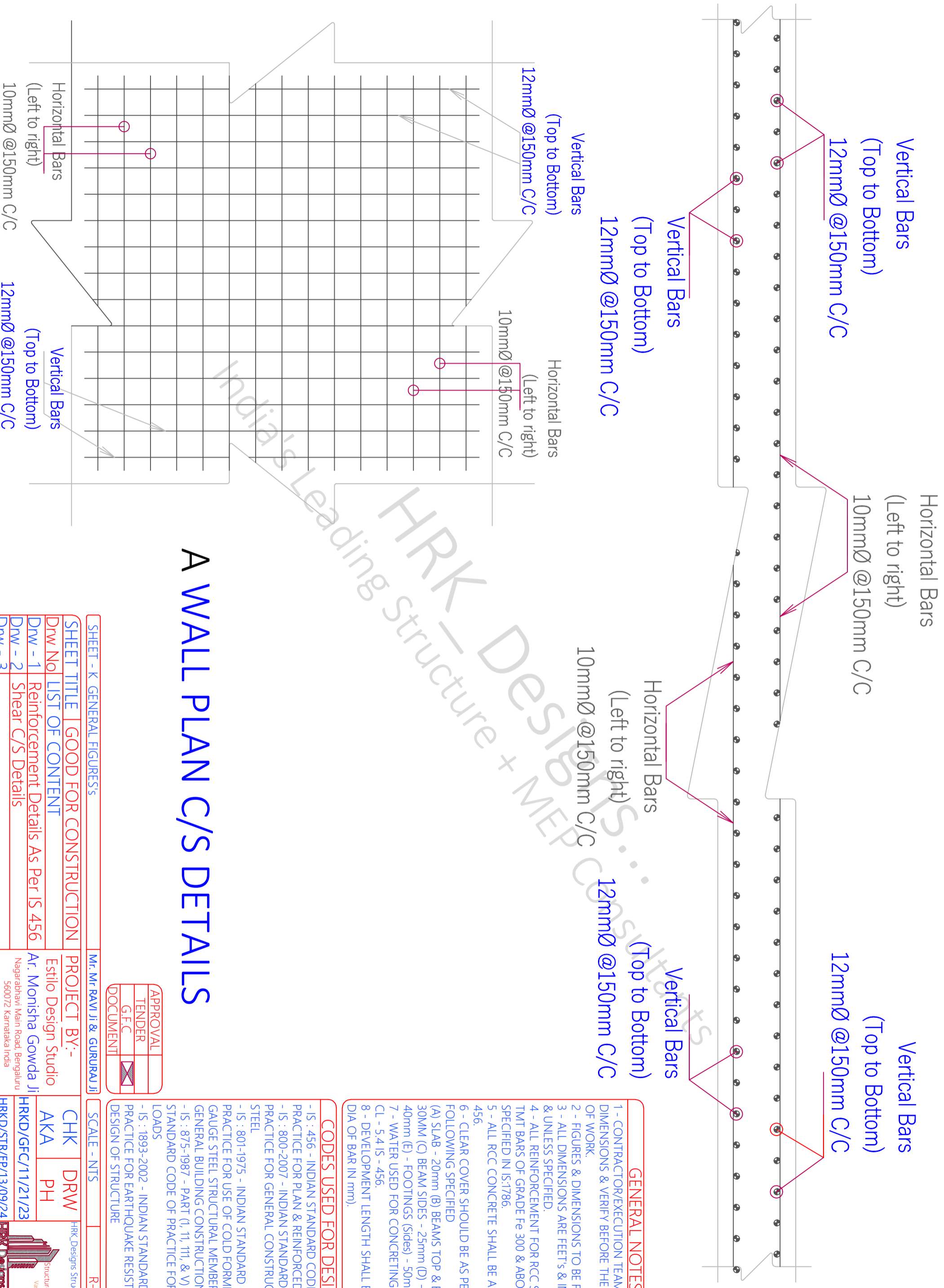
AKA PH

HRKD/GFC/11/21/23

HRKD/STR/EP/13/09/24



Web reinforcement shall consist of vertical hoops:  
 A vertical hoop is a closed stirrup having a 135° hook with a 10 diameter extension ( but not < 75 mm ) at each end that is embedded in the confined core



# A WALL PLAN C/S DETAILS

### GENERAL NOTES

- 1 - CONTRACTOR/EXECUTION TEAM CHECK DIMENSIONS & VERIFY BEFORE THE EXECUTION OF WORK.
- 2 - FIGURES & DIMENSIONS TO BE FOLLOWED.
- 3 - ALL DIMENSIONS ARE FEET'S & INCH'S UNTIL & UNLESS SPECIFIED.
- 4 - ALL REINFORCEMENT FOR RCC SHALL BE TMT BARS OF GRADE Fe 300 & ABOVE ONLY AS SPECIFIED IN IS:1786.
- 5 - ALL RCC CONCRETE SHALL BE AS PER IS - 456.
- 6 - CLEAR COVER SHOULD BE AS PER FOLLOWING SPECIFIED  
(A) SLAB - 20mm (B) BEAMS TOP & BOTTOM- 30MM (C) BEAM SIDES - 25mm (D) - COLUMNS - 40mm (E) - FOOTINGS (Sides) - 50mm.
- 7 - WATER USED FOR CONCRETING SHALL MEET CL - 5.4 IS - 456.
- 8 - DEVELOPMENT LENGTH SHALL BE 48D (D - DIA OF BAR IN mm).

### CODES USED FOR DESIGNING

- IS : 456 - INDIAN STANDARD CODE OF PRACTICE FOR PLAN & REINFORCED CONCRETE
- IS : 800-2007 - INDIAN STANDARD CODE OF PRACTICE FOR GENERAL CONSTRUCTION IN STEEL
- IS : 801-1975 - INDIAN STANDARD CODE OF PRACTICE FOR USE OF COLD FORMED LIGHT GAUGE STEEL STRUCTURAL MEMBERS IN GENERAL BUILDING CONSTRUCTION
- IS : 875-1987 - PART (I, 11, 111, & V) - INDIAN STANDARD CODE OF PRACTICE FOR DESIGN LOADS
- IS : 1893-2002 - INDIAN STANDARD CODE OF PRACTICE FOR EARTHQUAKE RESISTANCE DESIGN OF STRUCTURE

APPROVAL	
TENDER	
G.F.C	
DOCUMENT	X

SHEET - K GENERAL FIGURES		Mr. Mr RAVI JI & GURURAJ JI	
SHEET TITLE GOOD FOR CONSTRUCTION		PROJECT BY :-	
Drw No LIST OF CONTENT		Estilo Design Studio	
Drw - 1 Reinforcement Details As Per IS 456		Ar. Monisha Gowda Ji	
Drw - 2 Shear C/S Details		Nagarahavi Main Road, Bengaluru 560072 Karnataka India	
Drw - 3			
CHK	DRW	HRK	R-0
AKA	PH	HRKD/GFC/11/21/23	
		HRKD/STR/EP/13/09/24	

HRK Designs Structure Consultants  
India Pvt.LTD  
India's Leading  
Structure + MEP Consultants  
Varna Bayal Road TP2 Gooti  
Sevali Vardolara - 390011  
www.hrkdsgns.in  
mahate@hrkdsgns.in  
+91 9380 930 347

60'

CONS^ AREA  
4695.00 Sq.Ft

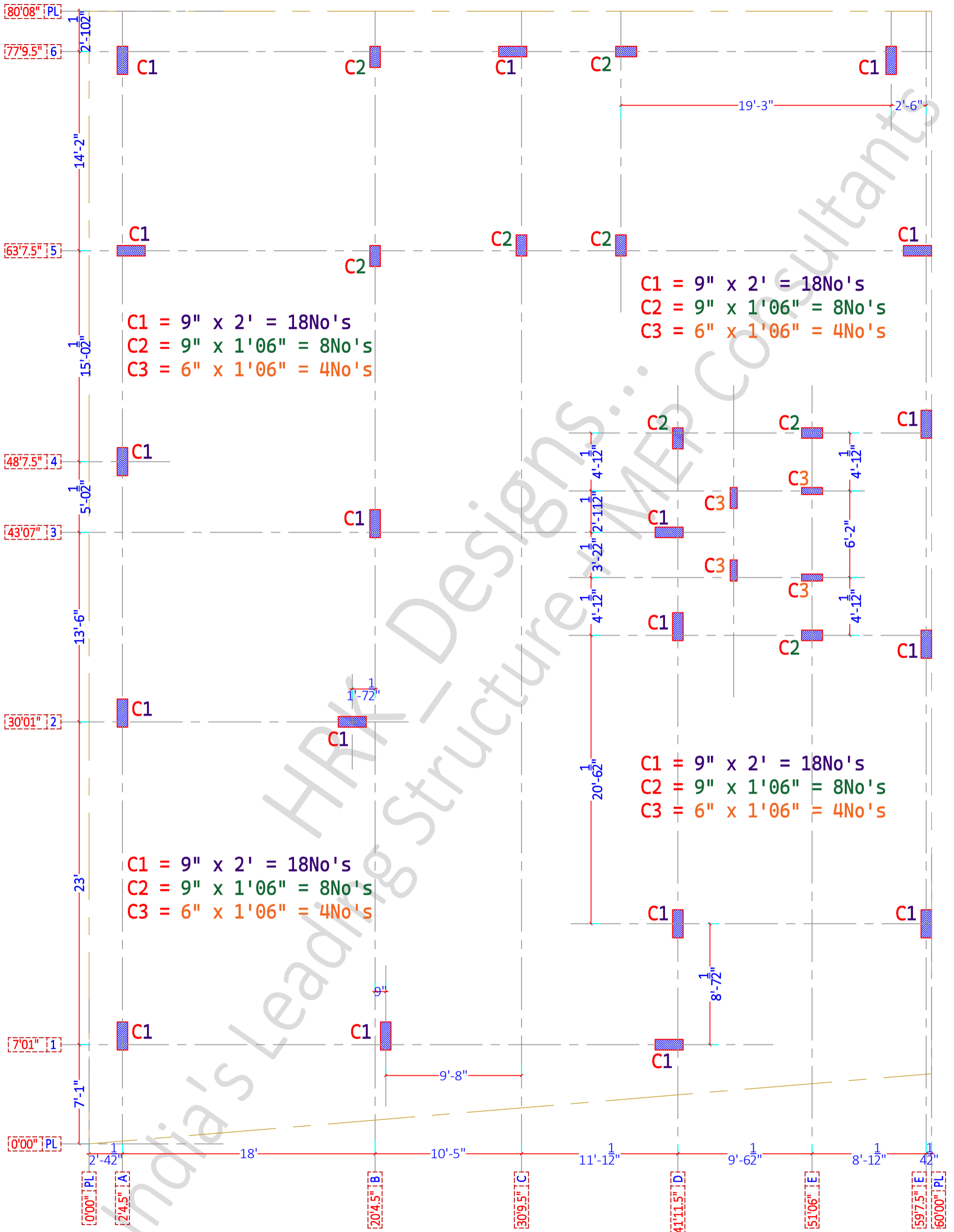
1  
80'-82"

1  
75'-82"

CONS^ AREA  
4695.00 Sq.Ft

1  
60'-22"

<b>SHEET TITLE</b>		<b>PROJECT BY:-</b> Estilo Design Studio Ar. Monisha Gowda Ji	GF + 3 Story building for <b>Mr. Mr RAVI Ji &amp; GURURAJ Ji</b>	<b>S-1</b> <b>Plot line Details</b> Date - 13/09/2024 HRKD/STR/EP/13/09/24 Str Sign Principal Engineer		PVH Str Engg. AKA Str Stamp		<b>A3 PRINTS</b> HRKD/STR/GFC/13/09/24 STR - REV - 1 23/08/2024	
S - 1	PLOT AREA	Nagarabhavi Main Road, Bengaluru 560072 Karnataka India		HRK DESIGNS STRUCTURE CONSULTANTS INDIA PVT LTD Vasna Bayali Road TP2 Gotri Road Vadodara - 391014 www.hrkdsgns.com techteam@hrkdsgns.com Gandhidham   Vadodara   Delhi   Mumbai					
S - 2	COL's C/S & DETAILS								
S - 3									
S - 4									



C1 = 9" x 2' = 18No's  
 C2 = 9" x 1'06" = 8No's  
 C3 = 6" x 1'06" = 4No's

C1 = 9" x 2' = 18No's  
 C2 = 9" x 1'06" = 8No's  
 C3 = 6" x 1'06" = 4No's

C1 = 9" x 2' = 18No's  
 C2 = 9" x 1'06" = 8No's  
 C3 = 6" x 1'06" = 4No's

C1 = 9" x 2' = 18No's  
 C2 = 9" x 1'06" = 8No's  
 C3 = 6" x 1'06" = 4No's

**SHEET TITLE**

S - 1	Col's Center line Plan
S - 2	Col's Center line Details
S - 3	Col's Center line C/S & Details
S - 4	

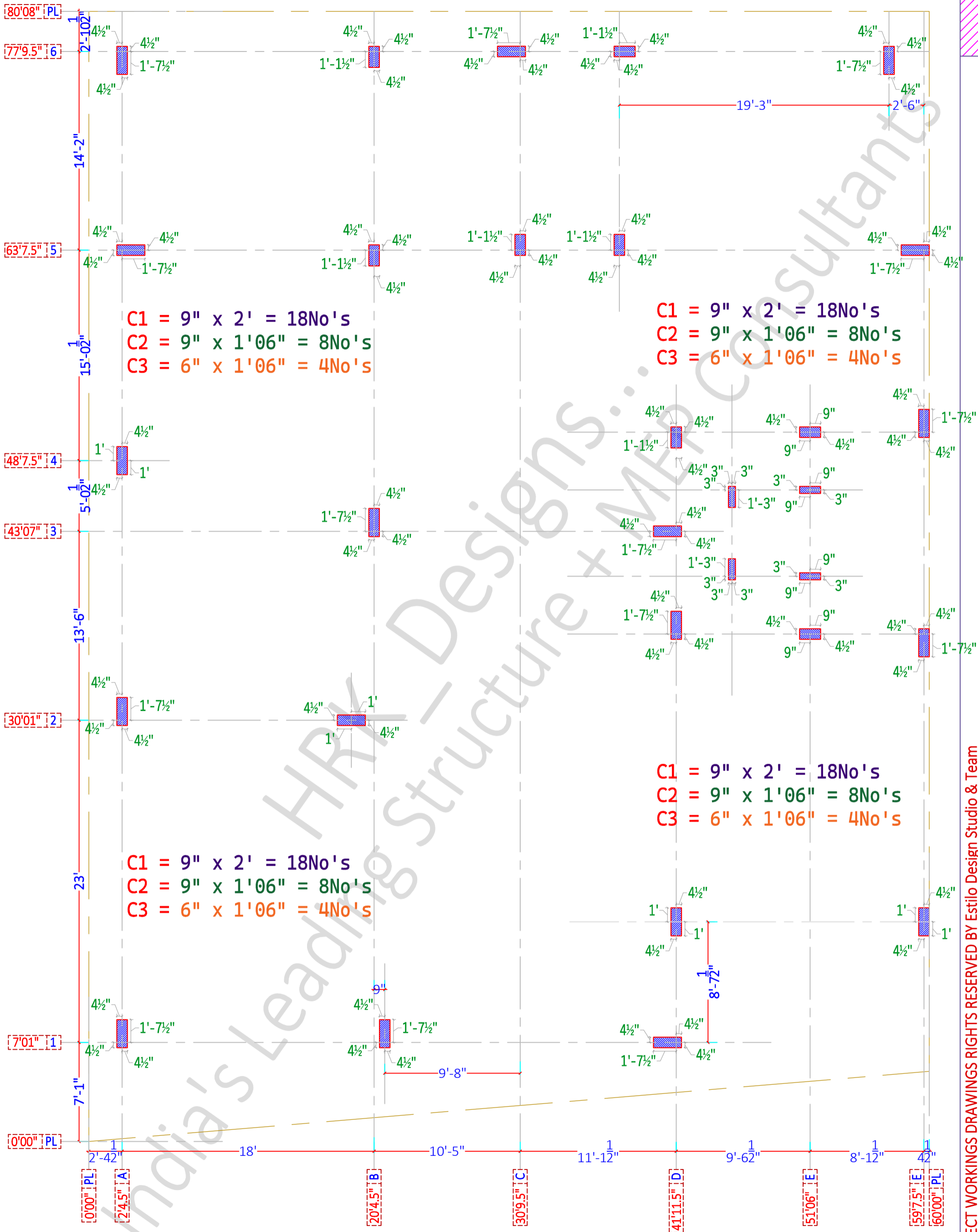
PROJECT BY:-  
 Estilo Design Studio  
 Ar. Monisha Gowda Ji  
 Nagarabhavi Main Road,  
 Bengaluru 560072 Karnataka  
 India

GF + 3 Story  
 building for  
**Mr. Mr RAVI Ji &  
 GURURAJ Ji**

HRK DESIGNS STRUCTURE  
 CONSULTANTS INDIA PVT LTD  
 Vasna Bayali Road TP2 Gotri  
 Road Vadodara - 391014  
 www.hrkdesigns.com  
 techteam@hrkdesigns.com  
 Gandhidham | Vadodara | Delhi | Mumbai

**S-2 Center line Details**

Date - 13/09/2024	PVH	AKA	A3 PRINTS
HRKD/STR/EP/13/09/24	Str Engg.		HRKD/STR/GFC/13/09/24
Str Sign	AKA	Str Stamp	STR - REV - 1 23/08/2024



**SHEET TITLE**

S - 1	Col's Center line Plan
S - 2	Col's Center line Details
S - 3	Col's Center line C/S & Details
S - 4	


PROJECT BY:-  
**Estilo Design Studio**  
 Ar. Monisha Gowda Ji  
 Nagarabhavi Main Road,  
 Bengaluru 560072 Karnataka  
 India

GF + 3 Story  
 building for  
**Mr. Mr RAVI Ji &  
 GURURAJ Ji**

HRK DESIGNS STRUCTURE  
 CONSULTANTS INDIA PVT LTD  
 Vasna Bayali Road TP2 Gotri  
 Road Vadodara - 391014  
 www.hrkdsgns.com  
 techteam@hrkdsgns.com  
 Gandhidham | Vadodara | Delhi | Mumbai

**S-3 Center line Details**

Date - 13/09/2024	PVH	AKA	A3 PRINTS
HRKD/STR/EP/13/09/24	Str Engg.		HRKD/STR/GFC/13/09/24
Str Sign			STR - REV - 1
AKA		Str Stamp	23/08/2024



**SHEET TITLE**

S - 1	Col's Face to Face Plan
S - 2	Col's Face to Face Details
S - 3	
S - 4	


PROJECT BY:-  
**Estilo Design Studio**  
 Ar. Monisha Gowda Ji  
 Nagarabhavi Main Road,  
 Bengaluru 560072 Karnataka  
 India

GF + 3 Story  
 building for  
**Mr. Mr RAVI Ji &  
 GURURAJ Ji**

HRK DESIGNS STRUCTURE  
 CONSULTANTS INDIA PVT LTD  
 Vasna Bayali Road TP2 Gotri  
 Road Vadodara - 391014  
 www.hrkdesigns.com  
 techteam@hrkdesigns.com  
 +91-9380 930 347  
 Gandhidham | Vadodara | Delhi | Mumbai

**S-4 Col's F/F Dist Details**

Date - 13/09/2024	PVH	AKA	A3 PRINTS
HRKD/STR/EP/13/09/24	Str Engg.		HRKD/STR/GFC/13/09/24
Str Sign	AKA	Str Stamp	STR - REV - 1
			23/08/2024

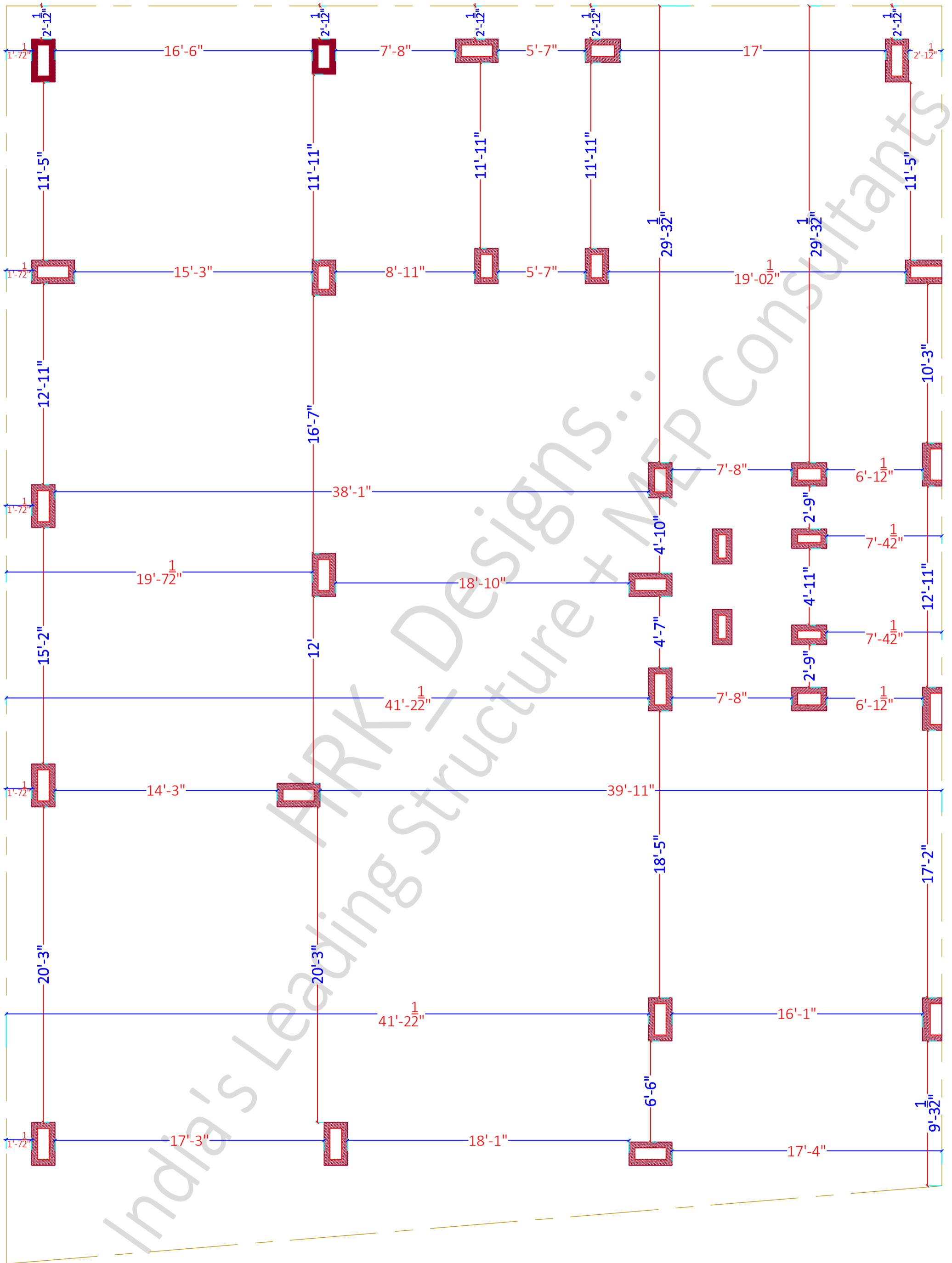


C1 = 9"x2' = 18No's  
 P1 = 1'06"x2'09" 18No's

C2 = 9"x1'06" = 8No's  
 P2 = 1'06"x2'03" = 8No's

C3 = 6" x 1'06" = 4No's  
 P3 = 1'03"x2'03" = 4No's

<b>SHEET TITLE</b>		<b>PROJECT BY:-</b> Estilo Design Studio Ar. Monisha Gowda Ji		GF + 3 Story building for <b>Mr. Mr RAVI Ji &amp; GURURAJ Ji</b>		HRK DESIGNS STRUCTURE CONSULTANTS INDIA PVT LTD Vasna Bayali Road TP2 Gotri Road Vadodara - 391014 +91-9380 930 347 www.hrkdsgns.com techteam@hrkdsgns.com Gandhidham   Vadodara   Delhi   Mumbai		<b>S-5 Pedestals Plan &amp; Details</b>			
S - 1	Ped's line Plan	Nagarabhavi Main Road, Bengaluru 560072 Karnataka India		HRK DESIGNS STRUCTURE CONSULTANTS INDIA PVT LTD Vasna Bayali Road TP2 Gotri Road Vadodara - 391014 +91-9380 930 347 www.hrkdsgns.com techteam@hrkdsgns.com Gandhidham   Vadodara   Delhi   Mumbai		Date - 13/09/2024		PVH	AKA	A3 PRINTS	
S - 2	Ped's line Details					HRKD/STR/EP/13/09/24		Str Engg.		HRKD/STR/GFC/13/09/24	
S - 3	Ped's Center line C/S & Details					Str Sign		AKA		STR - REV - 1	
S - 4						Str Stamp				23/08/2024 ***NA***	



<b>SHEET TITLE</b>		<b>PROJECT BY:-</b> Estilo Design Studio Ar. Monisha Gowda Ji Nagarabhavi Main Road, Bengaluru 560072 Karnataka India		<b>GF + 3 Story building for Mr. Mr RAVI Ji &amp; GURURAJ Ji</b>		 HRK DESIGNS STRUCTURE CONSULTANTS INDIA PVT LTD Vasna Bayali Road TP2 Gotri Road Vadodara - 391014 www.hrkdsgns.com techteam@hrkdsgns.com Gandhidham   Vadodara   Delhi   Mumbai		<b>S-6 Pedestals Plan &amp; Details</b>		
S - 1	Ped's line Plan					Date - 13/09/2024		PVH	AKA	A3 PRINTS
S - 2	Ped's line Details					HRKD/STR/EP/13/09/24		Str Engg.		HRKD/STR/GFC/13/09/24
S - 3	Ped's Center line C/S & Details					Str Sign				STR - REV - 1
S - 4						AKA		Str Stamp		23/08/2024

### Col's Details upto GF Slab LVL only

**C1 - 0'09" x 2'00"**

16 $\phi$  - 6#+  
20 $\phi$  - 6#  
8 $\phi$  @ 6" C/C

C1 - 0'09" x 2'00" - 2.25%

3 Ring's (3 Rectangle)

**C2 - 0'09" x 1'06"**

16 $\phi$  - 6#+  
20 $\phi$  - 4#  
8 $\phi$  @ 6" C/C

C2 - 0'09" x 1'06" - 2.35%

3 Ring's (1 Rectangle+2Triangle)

**C3 - 0'06" x 1'06"**

16 $\phi$  - 8#  
8 $\phi$  @ 6" C/C

C3 - 0'06" x 1'06" - 2.35%

3 Ring's (3 Rectangle)

### Col's Details upto FF Slab LVL only

**C1 - 0'09" x 2'00"**

16 $\phi$  - 8#+  
20 $\phi$  - 4#  
8 $\phi$  @ 6" C/C

C1 - 0'09" x 2'00" - 2.05%

3 Ring's (3 Rectangle)

**C2 - 0'09" x 1'06"**

16 $\phi$  - 10#  
8 $\phi$  @ 6" C/C

C2 - 0'09" x 1'06" - 1.95%

3 Ring's (1 Rectangle+2Triangle)

**C3 - 0'06" x 1'06"**

16 $\phi$  - 8#  
8 $\phi$  @ 6" C/C

C3 - 0'06" x 1'06" - 2.35%

3 Ring's (3 Rectangle)

### Col's Details upto SF Slab LVL only

**C1 - 0'09" x 2'00"**

16 $\phi$  - 12#  
8 $\phi$  @ 6" C/C

C1 - 0'09" x 2'00" - 1.75%

3 Ring's (3 Rectangle)

**C2 - 0'09" x 1'06"**

12 $\phi$  - 6# +  
16 $\phi$  - 4#  
8 $\phi$  @ 6" C/C

C2 - 0'09" x 1'06" - 1.45%

3 Ring's (1 Rectangle+2Triangle)

**C3 - 0'06" x 1'06"**

12 $\phi$  - 4#+  
16 $\phi$  - 4#  
8 $\phi$  @ 6" C/C

C3 - 0'06" x 1'06" - 1.85%

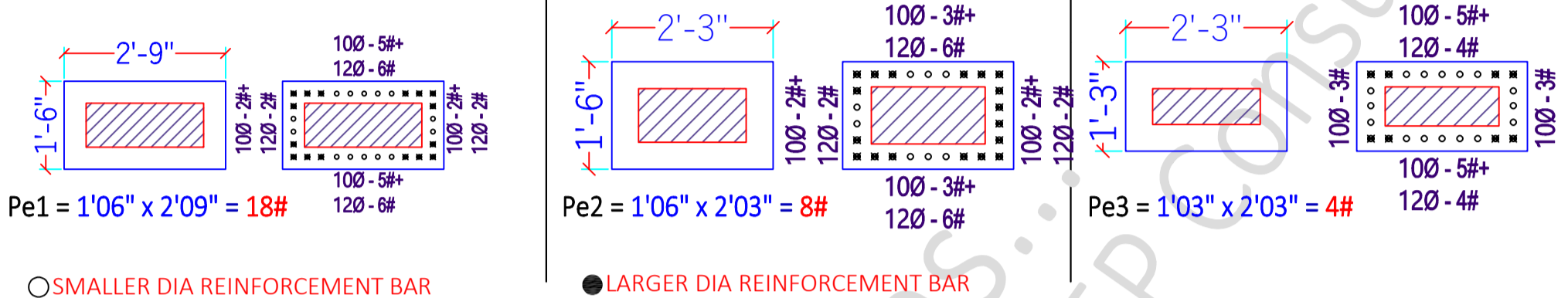
3 Ring's (3 Rectangle)

<b>SHEET TITLE</b>		<b>PROJECT BY:-</b>		<b>GF + 3 Story building for</b>		<b>HRK DESIGNS STRUCTURE CONSULTANTS INDIA PVT LTD</b>		<b>S-7 Col's &amp; Ped's C/S Details</b>			
S-1	Col's C/S Details	Estilo Design Studio Ar. Monisha Gowda Ji		Mr. Mr RAVI Ji & GURURAJ Ji		Vasna Bayali Road TP2 Gotri Road Vadodara - 391014		Date - 13/09/2024	PVH	AKA	A3 PRINTS
S-2	Ped's C/S Details	Nagarabhavi Main Road, Bengaluru 560072 Karnataka India		www.hrkdesigns.com techteam@hrkdesigns.com		HRKD/STR/EP/13/09/24		Str Engg.	Str Stamp		HRKD/STR/GFC/13/09/24
S-3				Gandhidham   Vadodara   Delhi   Mumbai		Principal Engineer		AKA			STR - REV - 1
S-4											23/08/2024

# PEDESTAL'S TABLE

Sr. No	Ped's Name	Ped's Size	Ped's height (h)	Num of Ped's	Ped Reinf <sup>^</sup>	Concrete (Grade)	Reinforcement (Grade)
1	Pe-1	1'06" x 2'09"	4'06"	18	10Ø - 10# + 12Ø - 16#	M:25	Fy:500
2	Pe-2	1'06" x 2'03"	4'06"	08	10Ø - 14# + 12Ø - 16#		
3	Pe-3	1'03" x 2'03"	4'06"	04	10Ø - 16# + 12Ø - 8#		

## PEDESTAL'S C/S Details



# COLUMN'S TABLE

Sr. No	Floor / Story	Col's Name	Col's Size	Num of Col's	Col's Reinf <sup>^</sup>	Concrete (Grade)	Reinforcement (Grade)
1	GF	C-1	9" x 2'	18	16Ø - 6# + 20Ø - 6#	M:25 (1:1:2)	Fy:500
2		C-2	9" x 1'06"	08	16Ø - 6# + 20Ø - 4#		
3		C-3	6" x 1'06"	04	16Ø - 8#		
4	FF	C-1	9" x 2'	18	16Ø - 8# + 20Ø - 4#	M:25 (1:1:2)	Fy:500
5		C-2	9" x 1'06"	08	16Ø - 10#		
6		C-3	6" x 1'06"	04	16Ø - 8#		
7	SF	C-1	9" x 2'	18	16Ø - 8# + 20Ø - 4#	M:25 (1:1:2)	Fy:500
8		C-2	9" x 1'06"	08	16Ø - 10#		
9		C-3	6" x 1'06"	04	12Ø - 4#+ 16Ø - 4#		

Sr.No	Description of Item	No	L	B	D	Qty.	T.Qty.
1	Excavation						
	D = -6'06" / 2.00Mt's						
	P1 = 6'04" x 8'10"	5	1.95	2.70	0.00	52.65	
	P1a = 6'02" x 8'10"	7	1.90	2.70	0.00	71.82	
	P2 = 5'10" x 7'08"	2	1.90	2.70	0.00	20.52	
	P2a = 5'10" x 7'10"	3	1.90	2.20	0.00	25.08	
	P3 = 24'08" x 22'05"	1	7.60	6.86	2.00	104.27	
	P4 = 6'02" x 16'05"	1	1.9	5.05	2.00	19.19	
						293.53	
						Add 5% Extra	14.68
	<b>Total Excavation</b>					<b>309.00</b>	<b>M3</b>

Sr.No	Description of Item	No	L	B	D	Qty.	T.Qty.
2	PCC (M - 1:3:6)						
	T = 06" / 0.15Mt's						
	P1 = 6'04" x 8'10"	5	1.95	2.70	0.15	3.95	
	P1a = 6'02" x 8'10"	7	1.90	2.70	0.15	5.39	
	P2 = 5'10" x 7'08"	2	1.90	2.70	0.15	1.54	
	P2a = 5'10" x 7'10"	3	1.90	2.20	0.15	1.88	
	P3 = 24'08" x 22'05"	1	7.60	6.86	0.15	7.82	
	P4 = 6'02" x 16'05"	1	1.9	5.05	0.15	1.44	
						22.01	
						Add 5% Extra	1.10
	<b>Total PCC (1:3:6)</b>					<b>24.00</b>	<b>M3</b>

### Material Qty for PCC (1:3:6) - 54M3

1	Cement	2975.00	Kg's
2	Sand (Fine Agg)	38750.00	Kg's
3	Kapchi (Coarse Agg)	83700.00	Kg's

Site Notes  
If Any

### SHEET TITLE

S - 1	Ped's Table
S - 2	Ped's C/S Details
S - 3	Col's Table
S - 4	Exe <sup>^</sup> + PCC + MOQ Table Details

PROJECT BY:-  
Estilo Design Studio  
Ar. Monisha Gowda Ji  
Nagarabhavi Main Road,  
Bengaluru 560072 Karnataka  
India

GF + 3 Story  
building for  
Mr. Mr RAVI Ji &  
GURURAJ Ji

HRK DESIGNS STRUCTURE  
CONSULTANTS INDIA PVT LTD  
Vasna Bayali Road TP2 Gotri  
Road Vadodara - 391014  
www.hrkdesigns.com  
techteam@hrkdesigns.com  
Gandhidham | Vadodara | Delhi | Mumbai

**S-8 Col's & Ped's C/S Details**  
Date - 13/09/2024  
HRKD/STR/EP/13/09/24  
Str Sign  
AKA  
PVH  
AKA  
Str Engg.  
Str Stamp  
A3 PRINTS  
HRKD/STR/GFC/13/09/24  
STR - REV - 1  
23/08/2024

Sr.No	Description of Item	No	L	B	D	Qty.	T.Qty.	
3	RCC (M - 25) (1:1:2) Till PB							
3.a	Footings							
	F1 - 6'00" x 8'06"	14	1.85	2.65	0.61	41.87		
	F2 - 5'06" x 7'06"	5	1.70	2.00	0.61	10.37		
	F3 - 490.00 Sq.Ft / 45.50 Sq. Mt's	1	45.50		0.46	20.93		
3.b	Pedestals							
	Pe1 = 1'06" x 2'09"	18	0.46	0.90	1.24	9.24		
	Pe2 = 1'06" x 2'09"	8	0.46	0.90	1.24	4.11		
	Pe3 = 1'03" x 2'03"	4	0.38	0.71	1.39	1.50		
3.c	Plinth Beams (PB-1)							
	PB - 1 = 9" x 1'06" / 0.23 x 0.46							
	L = (71'06" x 3) + 63'06" + (55'06" x 5) + 13'05" + (17'*2) + 15'03" = 618'03" / 190.00 Mt's	1	190	0.23	0.46	20.10		
	PB - 2 = 6" x 1'06" / 0.15 x 0.46							
	L = 15'03" + (17'00" * 2) = 49'03" / 15.10 Mt's	1	15.1	0.15	0.46	1.04		
							109.16	
						Add 5% Extra	5.46	
<b>Total RCC (M:25) (1:1:2) till PB</b>							<b>115.00</b>	<b>M3</b>

Material Qty for RCC (M:25) - 115 M3 till PB			
LVL			
1	Cement	2880.00	kg's
2	Sand (Fine Agg)	68200.00	Kg's
3	Kapchi (Coarse Agg)	178250.00	Kg's

Reinf^ Breakup till Footings			
Dia	Req^	10% Extra	Total
10Ø	1992.41	199.24	2191.65
12Ø	1595.11	159.51	1754.62
Grand Total (Kg's)			3947.00

Sr.No	Description of Item	No	L	B	D	Qty.	T.Qty.	
3	RCC (M - 25) (1:1:2) Till PB							
3.a	Footings							
	F1 - 6'00" x 8'06"	14	1.85	2.65	0.61	41.87		
	F2 - 5'06" x 7'06"	5	1.70	2.00	0.61	10.37		
	F3 - 490.00 Sq.Ft / 45.50 Sq. Mt's	1	45.50		0.46	20.93		
							73.17	
						Add 5% Extra	3.66	
<b>Total RCC (M:25) (1:1:2) in Footing's</b>							<b>77.00</b>	<b>M3</b>

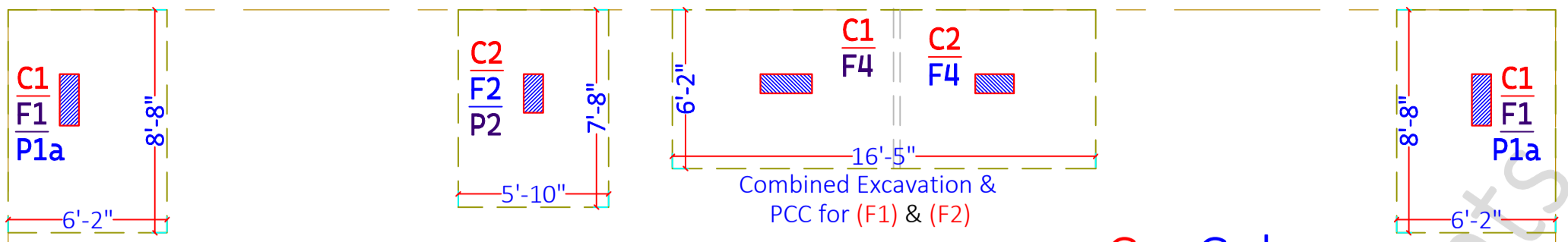
Site Notes  
If Any

<b>SHEET TITLE</b>		PROJECT BY:- Estilo Design Studio Ar. Monisha Gowda Ji Nagarabhavi Main Road, Bengaluru 560072 Karnataka India		GF + 3 Story building for Mr. Mr RAVI Ji & GURURAJ Ji		 HRK DESIGNS STRUCTURE CONSULTANTS INDIA PVT LTD Vasna Bayali Road TP2 Gotri Road Vadodara - 391014 www.hrkdesigns.com techteam@hrkdesigns.com Gandhidham   Vadodara   Delhi   Mumbai		<b>S-9 Col's &amp; Ped's Qty Details</b> Date - 13/09/24 HRKD/STR/EP/13/09/24 Str Sign AKA		PVH AKA Str Engg. Str Stamp AKA		<b>A3 PRINTS</b> HRKD/STR/GFC/13/09/24 STR - REV - 1 23/08/2024	
--------------------	--	---	--	--	--	--	--	--	--	---	--	--	--

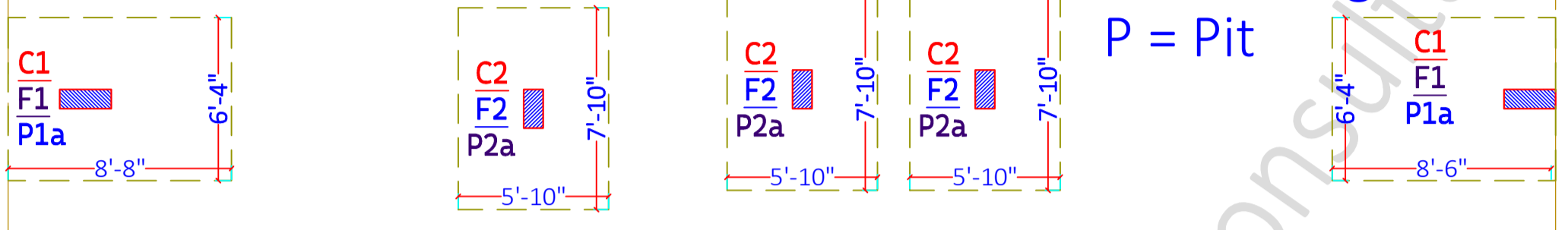
STRUCTURE WORKINGS DRAWINGS RIGHTS RESERVED BY HRK DESIGNS STRUCTURE CONSULTANTS INDIA PVT. LTD. & TEAM

ARCHITECT WORKINGS DRAWINGS RIGHTS RESERVED BY Estilo Design Studio & Team

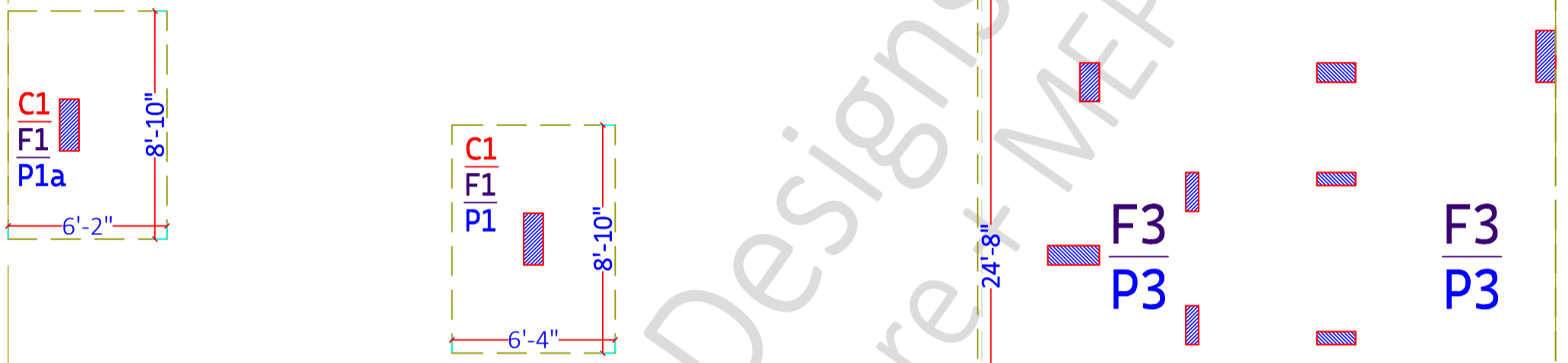




C = Columns  
F = Footings  
P = Pit



Excavation Depth -6'06"



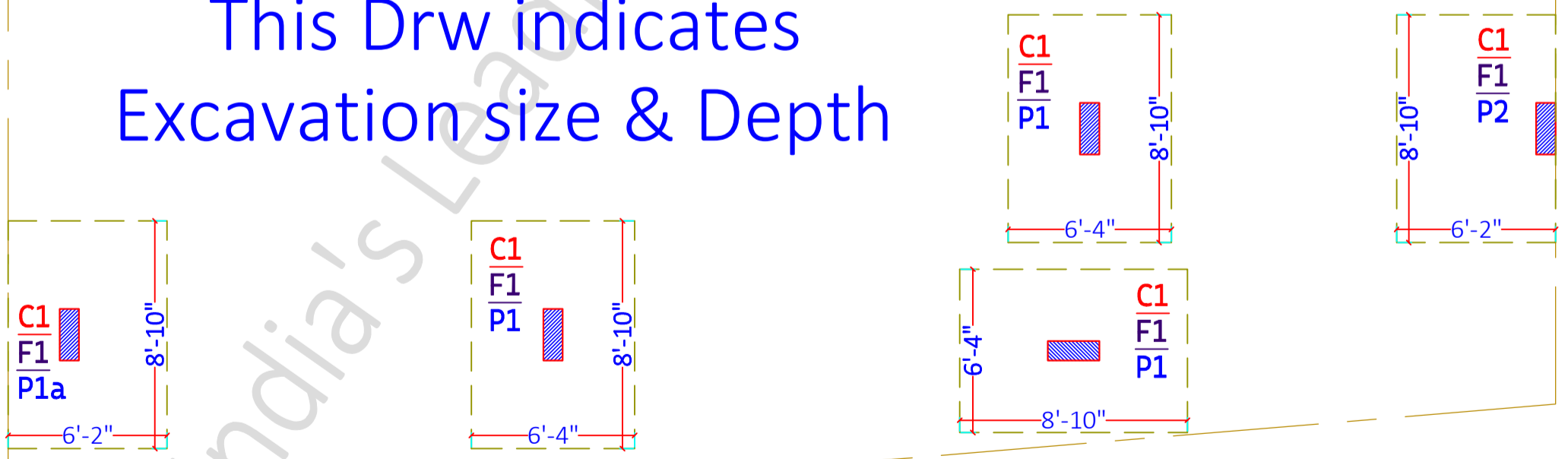
Excavation Depth -6'06"



C = Columns  
F = Footings  
P = Pit

\*\*\* PIs Note \*\*\*

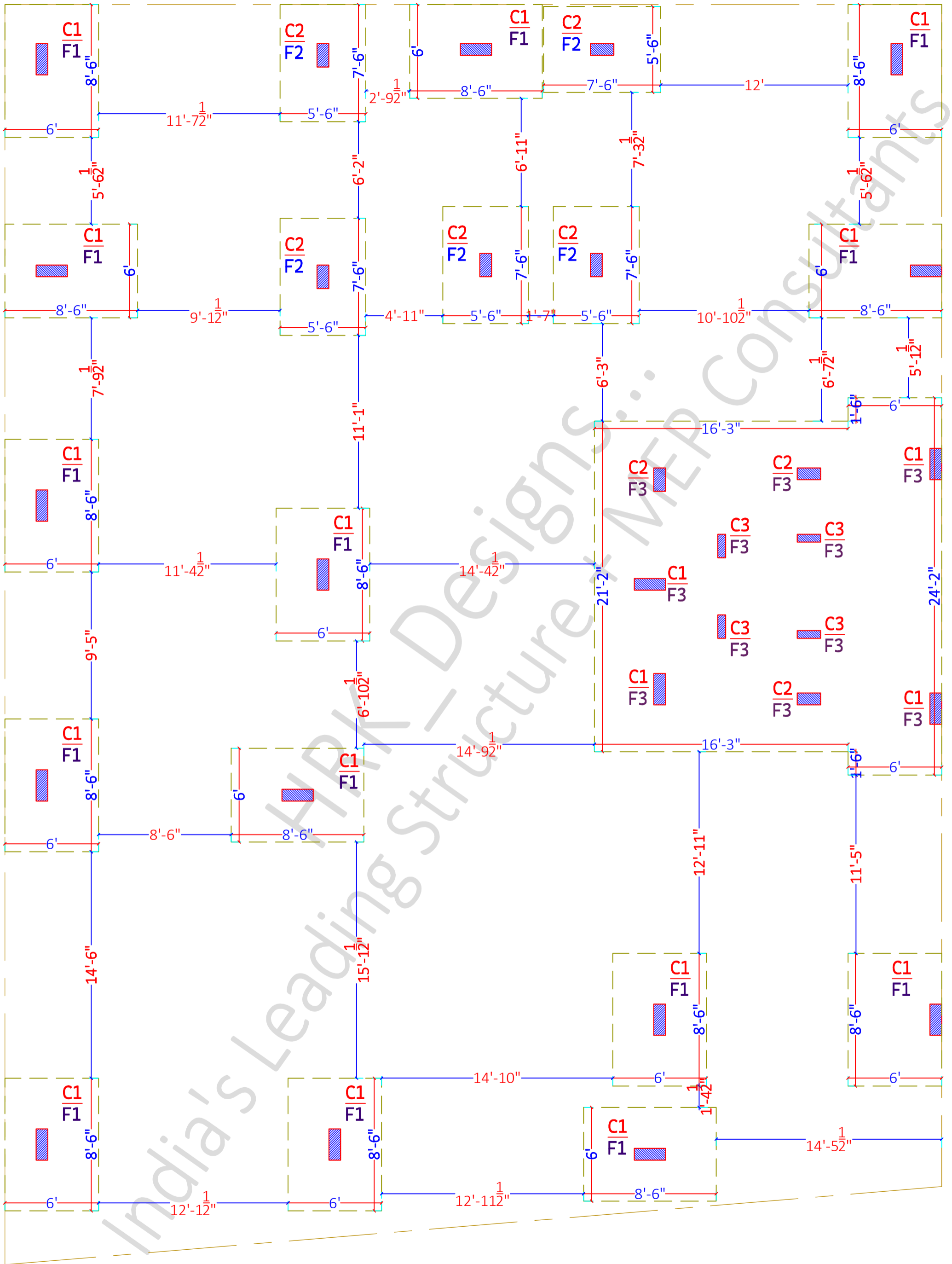
This Drw indicates  
Excavation size & Depth



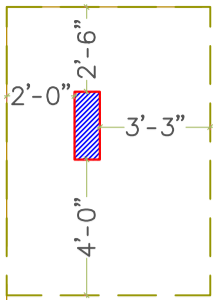
\*\*\* PLS NOTE \*\*\*

Size of Excavation & PCC is same

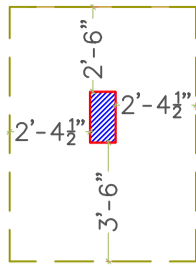
<b>SHEET TITLE</b>		<b>PROJECT BY:-</b> Estilo Design Studio Ar. Monisha Gowda Ji Nagarabhavi Main Road, Bengaluru 560072 Karnataka India		<b>GF + 3 Story</b> building for <b>Mr. Mr RAVI Ji &amp;</b> <b>GURURAJ Ji</b>		<b>HRK DESIGNS STRUCTURE</b> CONSULTANTS INDIA PVT LTD Vasna Bayali Road TP2 Gotri Road Vadodara - 391014 www.hrkdesigns.com techteam@hrkdesigns.com Gandhidham   Vadodara   Delhi   Mumbai		<b>S-11</b> <b>Excavation Details</b>		
S - 1	Excavation Details					Date - 13/09/2024		PVH	AKA	A3 PRINTS
S - 2	Excavation Qty					HRKD/STR/EP/13/09/24		Str Engg.		HRKD/STR/GFC/13/09/24
S - 3	PCC Details					Str Sign				STR - REV - 1
S - 4	PCC Qty					Principal Engineer		AKA	Str Stamp	23/08/2024    ***NA***



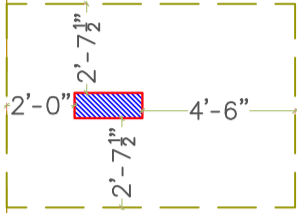
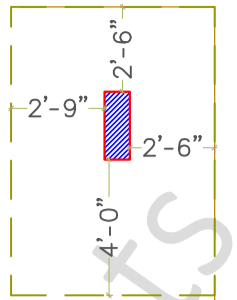
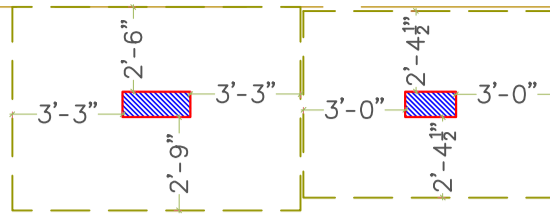
<b>SHEET TITLE</b>		PROJECT BY:- <b>Estilo Design Studio</b> Ar. Monisha Gowda Ji Nagarabhavi Main Road, Bengaluru 560072 Karnataka India	GF + 3 Story building for <b>Mr. Mr RAVI Ji &amp;                  GURURAJ Ji</b>	HRK DESIGNS STRUCTURE CONSULTANTS INDIA PVT LTD Vasna Bayalli Road TP2 Gotri Road Vadodara - 391014 www.hrkdesigns.com techteam@hrkdesigns.com Gandhidham   Vadodara   Delhi   Mumbai	<b>S-12 Foot's Plan &amp; Details</b>			
S - 1	Footing's Plan				Date - 13/09/2024	PVH	AKA	A3 PRINTS
S - 2	Footing's Details				HRKD/STR/EP/13/09/24	Str Engg.		HRKD/STR/GFC/13/09/24
S - 3					Str Sign	AKA	Str Stamp	STR - REV - 1
S - 4					23/08/2024			



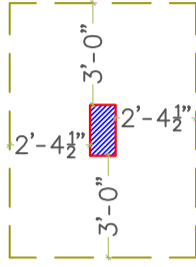
Excavation Depth -6'06"



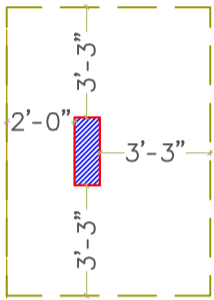
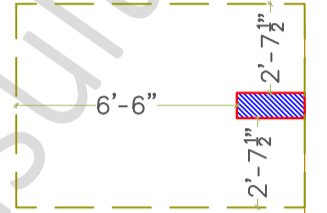
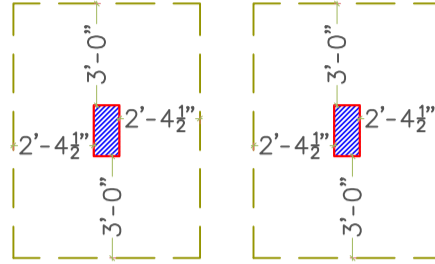
Excavation Depth -6'06"



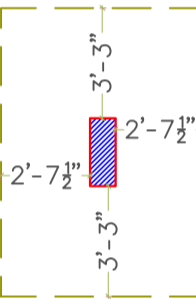
Excavation Depth -6'06"



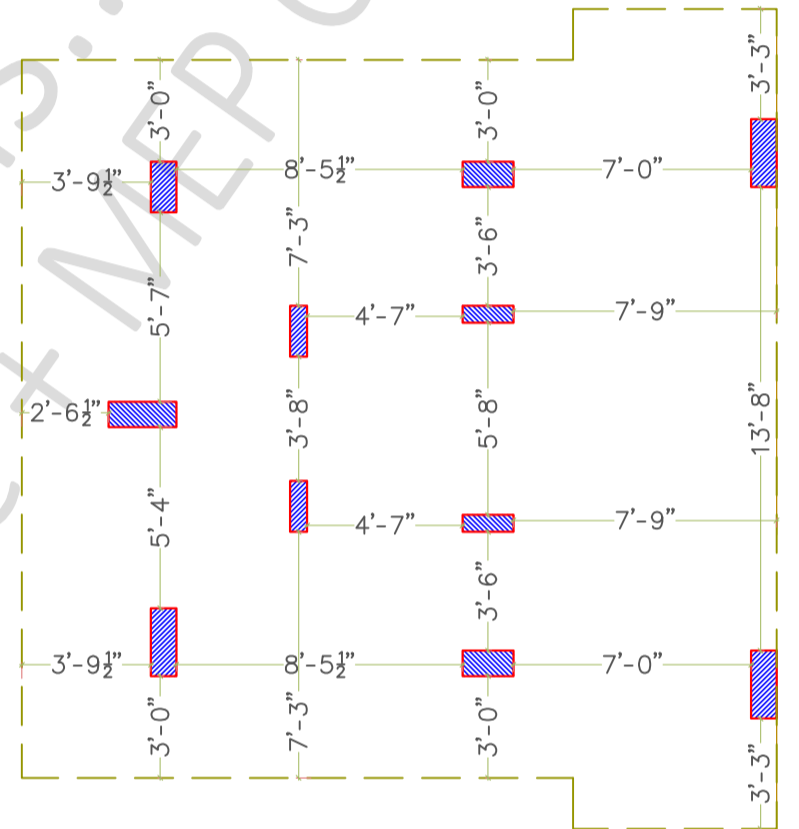
Excavation Depth -6'06"



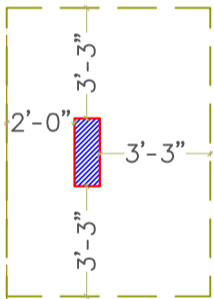
Excavation Depth -6'06"



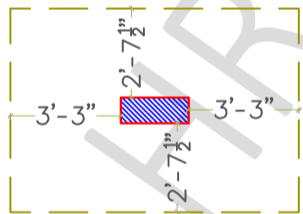
Excavation Depth -6'06"



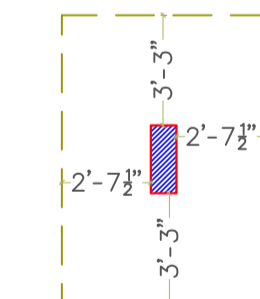
Excavation Depth -6'06"



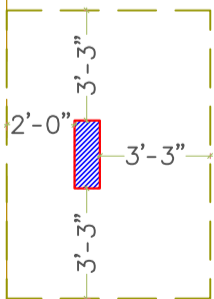
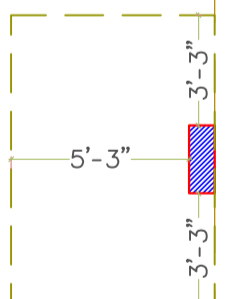
Excavation Depth -6'06"



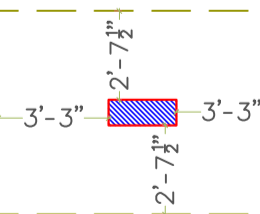
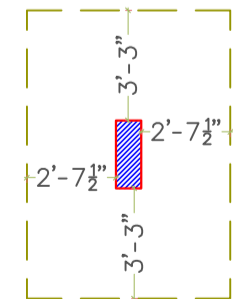
Excavation Depth -6'06"




Excavation Depth -6'06"



Excavation Depth -6'06"



Excavation Depth -6'06"



SHEET TITLE

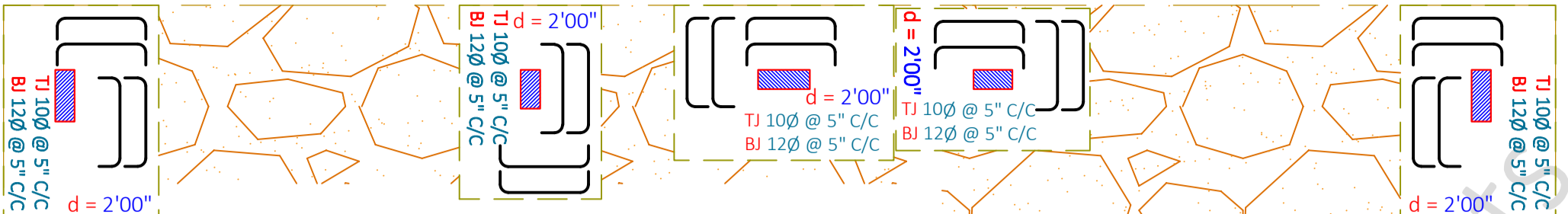
S - 1	Footings Plan
S - 2	Footings Details
S - 3	
S - 4	

PROJECT BY:-  
**Estilo Design Studio**  
 Ar. Monisha Gowda Ji  
 Nagarabhavi Main Road,  
 Bengaluru 560072 Karnataka  
 India

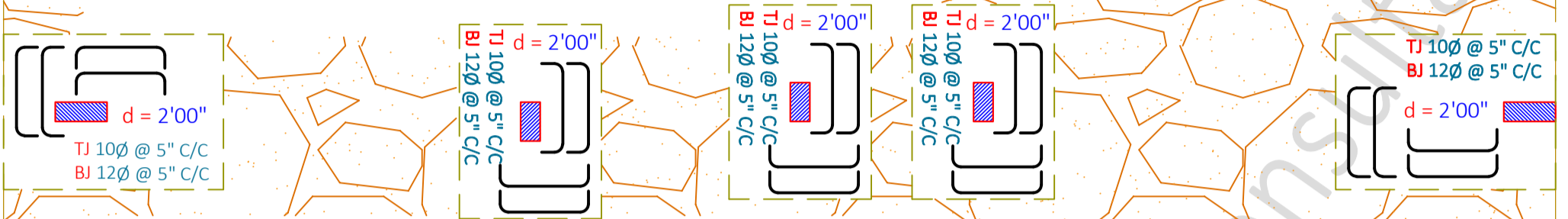
GF + 3 Story  
 building for  
**Mr. Mr RAVI Ji &  
 GURURAJ Ji**

HRK DESIGNS STRUCTURE  
 CONSULTANTS INDIA PVT LTD  
 Vasna Bayali Road TP2 Gotri  
 Road Vadodara - 391014  
 www.hrkdesigns.com  
 techteam@hrkdesigns.com  
 Gandhidham | Vadodara | Delhi | Mumbai

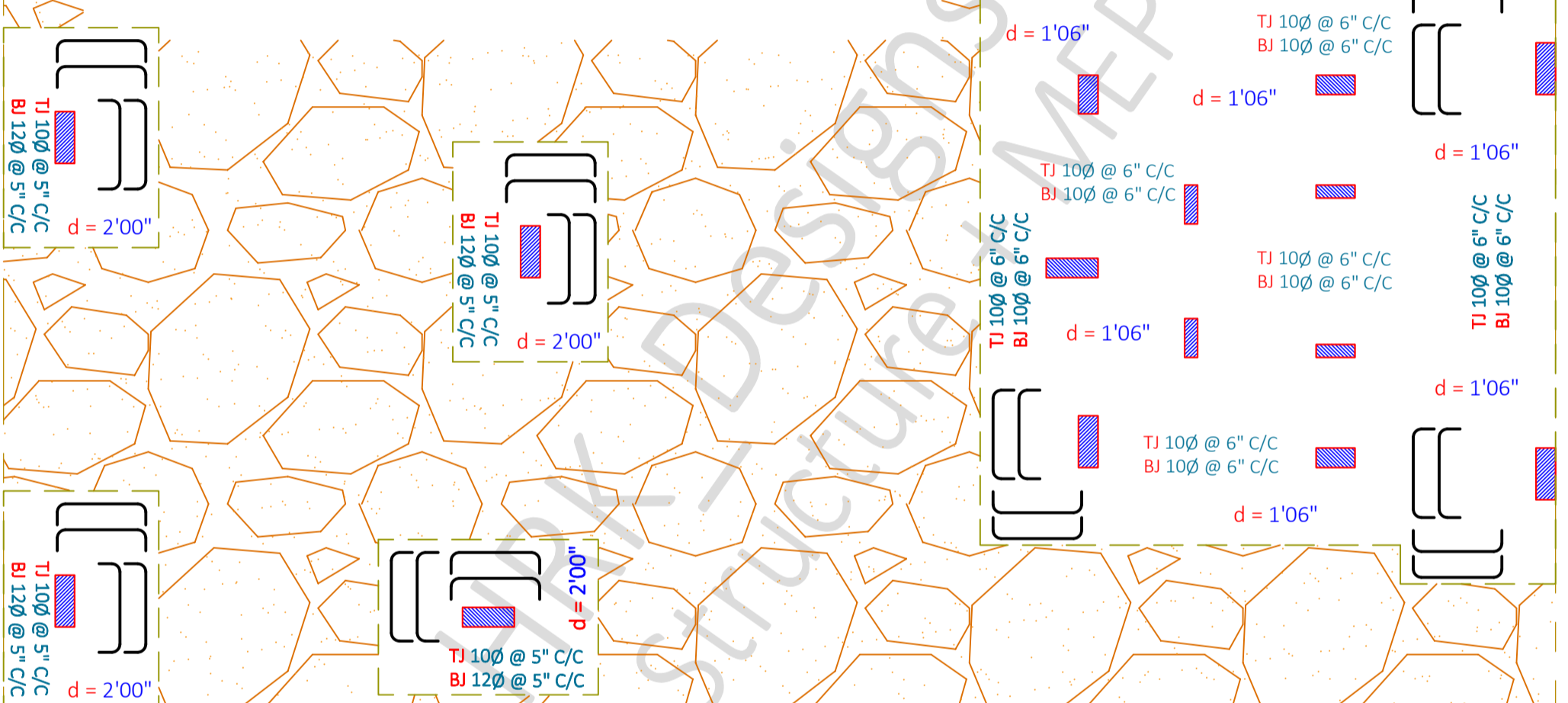
<b>S-13 Foot's Plan &amp; Details</b>		Date - 13/09/2024	PVH	AKA	A3 PRINTS
HRKD/STR/EP/13/09/24		Str Engg.		HRKD/STR/GFC/13/09/24	
Str Sign		AKA		STR - REV - 1	
Principal Engineer		Str Stamp		23/08/2024	



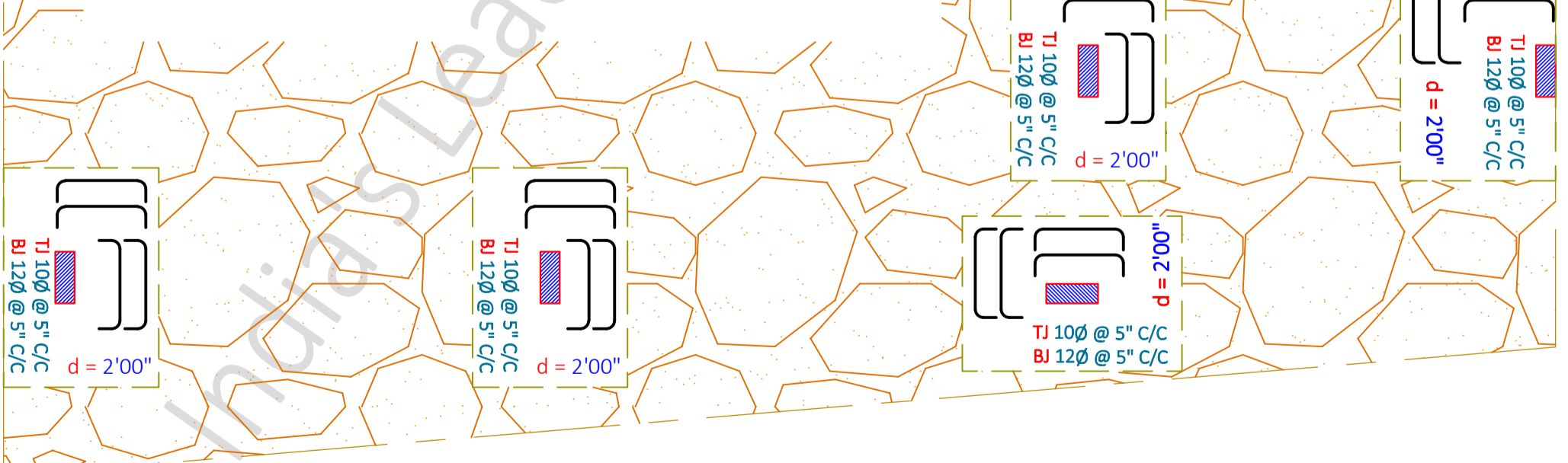
# Un-Excavated Earth



# Un-Excavated Earth



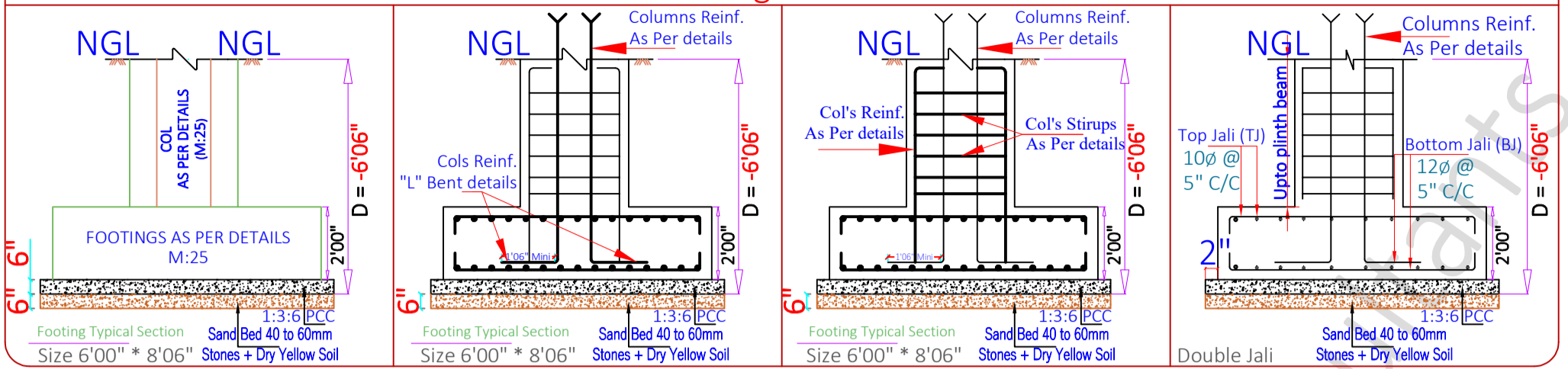
# Un-Excavated Earth



<b>SHEET TITLE</b>		<b>PROJECT BY:-</b>		<b>GF + 3 Story building for</b>		<b>HRK DESIGNS STRUCTURE CONSULTANTS INDIA PVT LTD</b>		<b>S-14 Foot's Plan &amp; Details</b>			
S - 1	Footings Plan	Estilo Design Studio		building for		Vasna Bayali Road TP2 Gotri Road Vadodara - 391014		Date - 13/09/2024	PVH	AKA	A3 PRINTS
S - 2	Footings Details	Ar. Monisha Gowda Ji		Mr. Mr RAVI Ji & GURURAJ Ji		www.hrkdsgns.com		HRKD/STR/EP/13/09/24	Str Engg.		HRKD/STR/GFC/13/09/24
S - 3		Nagarabhavi Main Road, Bengaluru 560072 Karnataka India				techteam@hrkdsgns.com		Str Sign			STR - REV - 1
S - 4						Gandhidham   Vadodara   Delhi   Mumbai		AKA	Str Stamp		23/08/2024

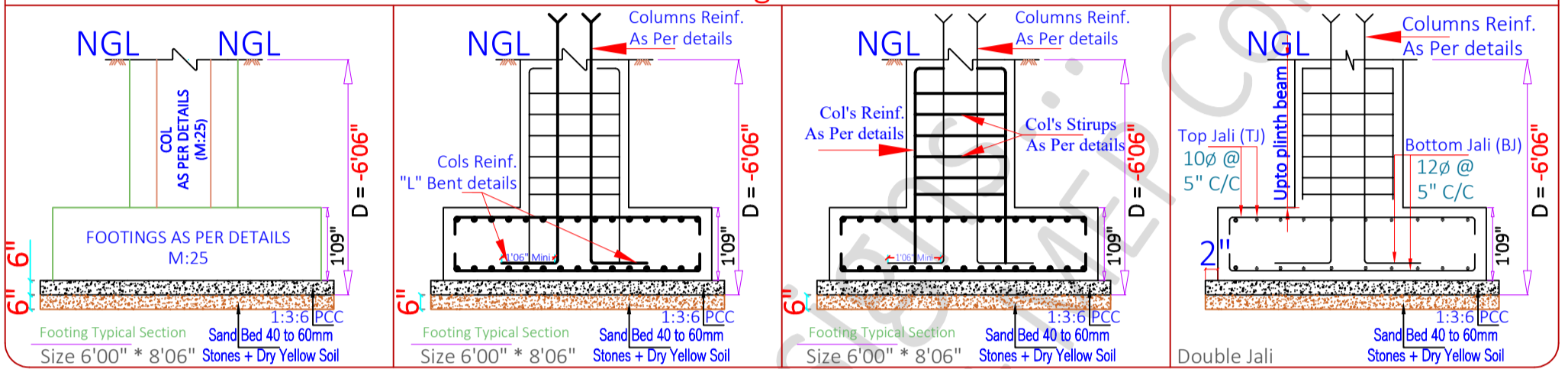
Footing C/S Details

Footing C/S - 1



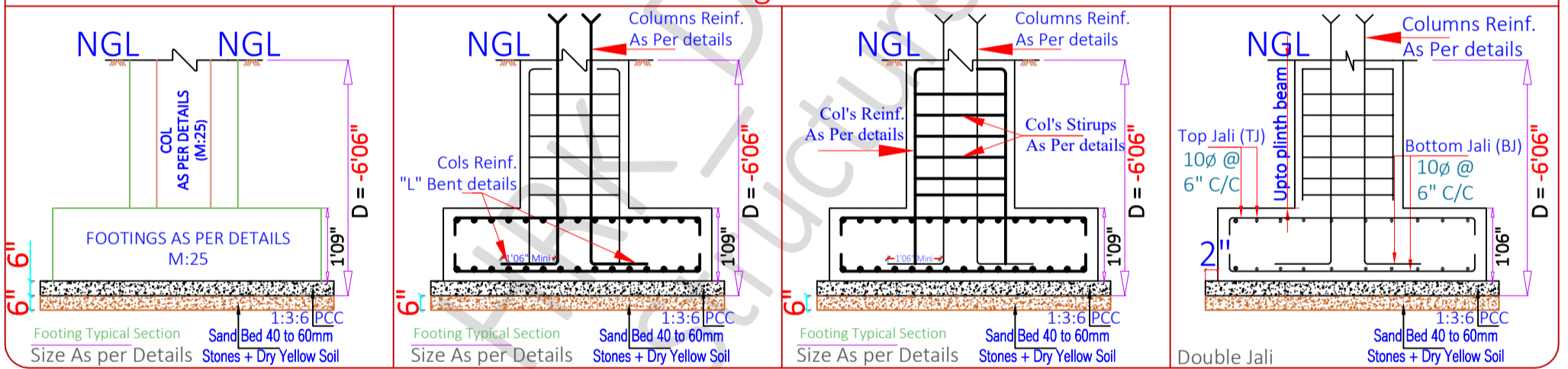
Footing C/S Details

Footing C/S - 2



Footing C/S Details

Footing C/S - 3



FOOTING'S TABLE

Sr. No	Footing's Name	Footing's depth (d)	Overall depth (D)	Top Jali (Top Reinf <sup>^</sup> )	Bottom Jali (Bottom Reinf <sup>^</sup> )	Concrete (Grade)	Reinforcement (Grade)
1	F-1	2'00"	-6'06"	10φ @ 5" C/C	12φ @ 5" C/C	M:25 (1:1:2)	Fy:500
2	F-2	2'00"	-6'06"	10φ @ 5" C/C	12φ @ 5" C/C		
3	F-3	1'06"	-6'06"	10φ @ 6" C/C	10φ @ 6" C/C		

PB Longi view

SHEET TITLE

S - 1	Footing's Details
S - 2	Footing's C/S Details
S - 3	Footing's Reinf <sup>^</sup> C/S Details
S - 4	

PROJECT BY:-  
Estilo Design Studio  
Ar. Monisha Gowda Ji  
Nagarabhavi Main Road,  
Bengaluru 560072 Karnataka  
India

GF + 3 Story  
building for  
Mr. Mr RAVI Ji &  
GURURAJ Ji

HRK DESIGNS STRUCTURE  
CONSULTANTS INDIA PVT LTD  
Vasna Bayali Road TP2 Gotri  
Road Vadodara - 391014  
www.hrkdesigns.com  
techteam@hrkdesigns.com  
Gandhidham | Vadodara | Delhi | Mumbai

S-15 Foot's Plan & Details

Date - 13/09/2024	PVH	AKA	A3 PRINTS
HRKD/STR/EP/13/09/24	Str Engg.		HRKD/STR/GFC/13/09/24
Str Sign			STR - REV - 1
AKA		Str Stamp	23/08/2024

Sr.No	Description of Item	No	L	B	D	Qty.	T.Qty.	
3	RCC (M - 25) (1:1:2) Till PB							
3.a	Footings							
	F1 - 6'00" x 8'06"	14	1.85	2.65	0.61	41.87		
	F2 - 5'06" x 7'06"	5	1.70	2.00	0.61	10.37		
	F3 - 490.00 Sq.Ft / 45.50 Sq. Mt's	1	45.50		0.46	20.93		
3.b	Pedestals							
	Pe1 = 1'06" x 2'09"	18	0.46	0.90	1.24	9.24		
	Pe2 = 1'06" x 2'09"	8	0.46	0.90	1.24	4.11		
	Pe3 = 1'03" x 2'03"	4	0.38	0.71	1.39	1.50		
3.c	Plinth Beams (PB-1)							
	PB - 1 = 9" x 1'06" / 0.23 x 0.46							
	L = (71'06" x 3) + 63'06" + (55'06" x 5) + 13'05" + (17" * 2) + 15'03" = 618'03" / 190.00 Mt's	1	190	0.23	0.46	20.10		
	PB - 2 = 6" x 1'06" / 0.15 x 0.46							
	L = 15'03" + (17'00" * 2) = 49'03" / 15.10 Mt's	1	15.1	0.15	0.46	1.04		
						109.16		
	Add 5% Extra					5.46		
Total RCC (M:25) (1:1:2) till PB							115.00	M3

10.C	Col's till P.B	No of Col's	No of Bar's	Ht	Wt of 1 Bar/Mt	Total	
	C1 = 9" x 2'00"	18		(L + Ht)			
	16Ø - 6# +		6.00	2.50	1.58	426.67	
	20Ø - 6#		6.00	2.50	2.47	666.67	
	Stirrups - 8Ø @ 6" C/C	18	15	2.00	0.40	213.33	
	C2 = 9" x 1'06"	8					
	16Ø - 6# +		6.00	2.50	1.58	189.63	
	20Ø - 4#		4.00	2.50	2.47	197.53	
	Stirrups - 8Ø @ 6" C/C	8	15	2.00	0.40	94.81	
	C3 = 6" x 1'06"	4					
	16Ø - 8#		8	2.50	1.58	126.42	
	Stirrups - 8Ø @ 6" C/C	4	15	2.00	0.40	47.41	
						1962.47	
	Add 5% Extra					98.12	
	Total Reinf in Col's till PB					2061.00	Kg's

10.B	Pedestals	Nof Ped's	No of Bar's	Ht of 1 Bar	Wt of 1 Bar	Total	G. Total
	Pe1 = 1'06" x 2'09"	18					
	10Ø @ 10# +		10	1.85	0.62	205.56	
	12Ø @ 16#		16	1.85	0.89	473.60	
	Stirrups - 8Ø @ 6" C/C	18	14	2.65	0.40	263.82	
	Pe2 = 1'06" x 2'03"	8					
	10Ø @ 14# +		14	1.85	0.62	127.90	
	12Ø @ 16#		16	1.85	0.89	210.49	
	Stirrups - 8Ø @ 6" C/C	8	14	2.35	0.40	103.98	
	Pe3 = 1'03" x 2'03"	4					
	10Ø @ 16# +		16	1.85	0.62	73.09	
	12Ø @ 8#		8	1.85	0.89	52.62	
	Stirrups - 8Ø @ 6" C/C	4	14	2.15	0.40	47.57	
						1558.62	
	Add 5% Extra					77.93	
	Total Reinf in Pedestals					1637.00	Kg's

10.D	Reinf^ in P.B						
	PB-1 = 9"x1'06" L = 190Mt's + Add 5 % Overlap + waste L = 200.00 Mt's						
	Top Reinf^	1	L	Nof Bars	Wt/Mt	Total	
	16Ø - 3#+		200.00	3.00	1.58	948.15	
	Bottom Reinf^	1					
	16Ø - 2#+		200.00	2.00	1.58	632.10	
	20Ø - 1#		200.00	1.00	2.47	493.83	
	Stirrups - 8Ø @ 6" C/C	1	1.40	1268	0.40	701.31	
	PB2 = 6" x 1'06"						
	L = 15 + 10% Overlap + waste = 17Mt's						
	Top Reinf^	1					
	12Ø - 3#+		17	3	0.89	45.33	
	Bottom Reinf^	1					
	16Ø - 3#		17	3	1.58	80.59	
	Stirrups - 8Ø @ 6" C/C	1	1.10	115	0.40	49.98	
						2951.29	
	Add 5% Extra					147.56	
	Total Reinf in PB					3099.00	Kg's

**Material Qty for RCC (M:25) -115 M3 till PB LVL**

1	Cement	6335.00	Kg's
2	Sand (Fine Agg)	68200.00	Kg's
3	Kapchi (Coarse Agg)	178250.00	Kg's

**Reinf^ Breakup from Footings till PB**

Dia	Req^	5% Extra	Total
8Ø	1522.21	76.11	1599.00
10Ø	406.54	20.33	427.00
12Ø	782.04	39.10	822.00
16Ø	2403.56	120.18	2524.00
20Ø	1358.02	67.90	1426.00
25Ø	-	-	-
Grand Total (Kg's)			6798.00

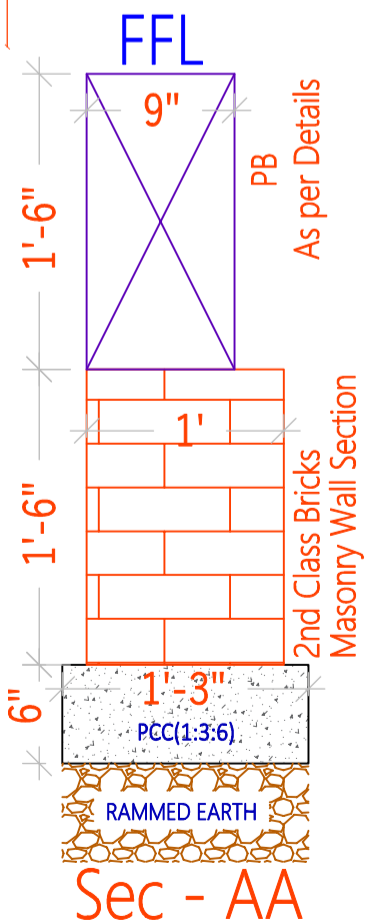
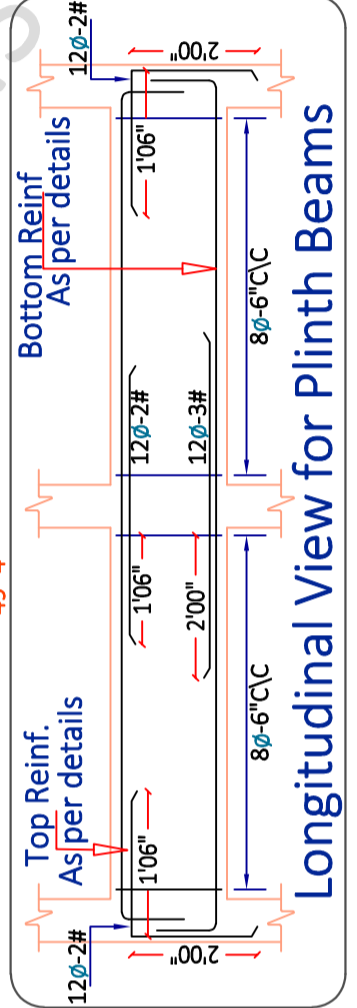
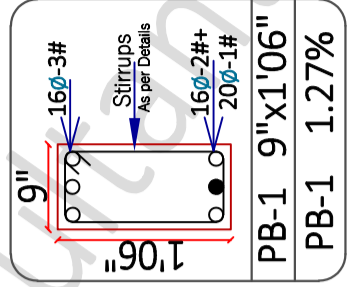
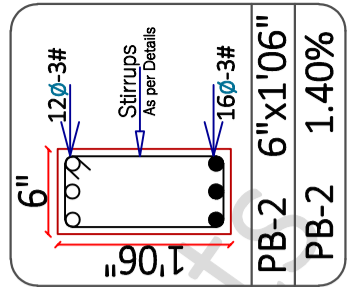
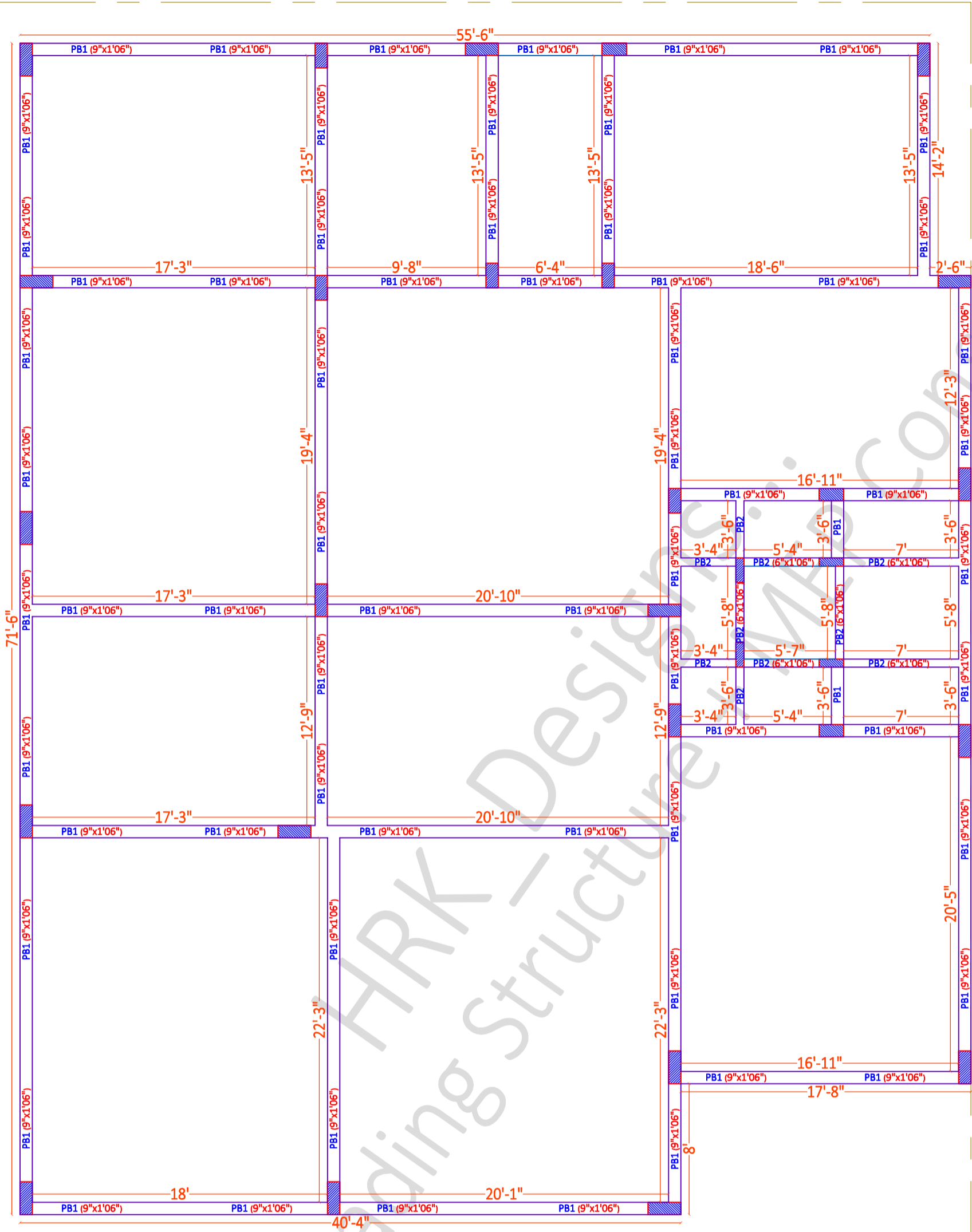
Site Notes  
If Any

\*\*\*PLS NOTE\*\*\*

Plot Area = 4695.00 Sq. ft  
 Reinf^ Consumption till PB = 10744.00 Kg's  
 Footings = 3947.00 Kg's  
 Pedestals = 1637.00 Kg's  
 Col's till PB = 2061.00 Kg's  
 P.B = 3099 Kg's

Reinf^ Consumption till PB Per/Sq. Ft = 10744 / 4695 = 2.28 Kg's/Ft

<b>SHEET TITLE</b>		<b>PROJECT BY:-</b>		<b>GF + 3 Story building for</b>		<b>S-16</b>		<b>Foot Qty Details</b>	
S - 1	Footing's RCC Table Details	Estilo Design Studio Ar. Monisha Gowda Ji		Mr. Mr RAVI Ji & GURURAJ Ji		Date - 13/09/2024		PVH	AKA
S - 2	Reinf^ in Footing's Details	Nagarabhavi Main Road, Bengaluru 560072 Karnataka India		www.hrkdesigns.com techteam@hrkdesigns.com		HRKD/STR/EP/13/09/24		Str Engg.	A3 PRINTS
S - 3	Reinf^ in Ped's Details					Str Sign		Str Stamp	HRKD/STR/GFC/13/09/24
S - 4	Reinf^ in PB Details					AKA		Str Stamp	STR - REV - 1 23/08/2024



Sr.No	Description of Item	No	L	B	D	Qty.	T.Qty.
3	RCC (M - 25) (1:1:2) in PB						
3.c	Plinth Beams (PB-1)						
	PB - 1 = 9" x 1'06" / 0.23 x 0.46						
	L = (71'06" x 3) + 63'06" + (55'06" x 5) + 13'05" + (17" * 2) + 15'03" = 618'03" / 190.00 Mt's	1	190	0.23	0.46	20.10	
	PB - 2 = 6" x 1'06" / 0.15 x 0.46						
	L = 15'03" + (17'00" * 2) = 49'03" / 15.10 Mt's	1	15.1	0.15	0.46	1.04	
						21.14	
	Add 5% Extra					1.06	
	<b>Total RCC (M:25) (1:1:2) till PB</b>					<b>23.00</b>	<b>M3</b>

4	Block/Stone Work below PB						
	D = 1'06" / 0.46Mt's						
	L = PB1 + PB2	1	205.10	0.31	0.46	28.78	
	L = 190 + 15.1 = 205.10 Mt's					28.78	
						1.44	
	<b>Total Block/Stone Works under PB</b>					<b>31.00</b>	<b>M3</b>
5	CC Below Flooring (FFL)						
	CC = Cement Concrete						
	L = 72'00" / 22.00 Mt's	1	22.00	17.05	0.10	37.51	
	B = 56'00" / 17.05 Mt's					37.51	
	T = 4" / 0.10Mt's						
						37.51	
	Add 5% Extra					1.88	
	<b>Total CC Works under FFL</b>					<b>40.00</b>	<b>M3</b>

**SHEET TITLE**

S - 1	PB Plan
S - 2	PB Plan & Layout
S - 3	PB Plan & C/S Details
S - 4	

PROJECT BY:-  
**Estilo Design Studio**  
 Ar. Monisha Gowda Ji  
 Nagarabhavi Main Road,  
 Bengaluru 560072 Karnataka  
 India

GF + 3 Story  
 building for  
**Mr. Mr RAVI Ji & GURURAJ Ji**

HRK DESIGNS STRUCTURE CONSULTANTS INDIA PVT LTD  
 Vasna Bayali Road TP2 Gotri Road Vadodara - 391014  
 www.hrkdsgns.com  
 techteam@hrkdsgns.com  
 Gandhidham | Vadodara | Delhi | Mumbai

**S-17**  
 Date - 13/09/2024  
 HRKD/STR/EP/13/09/24  
 Str Sign

**PB Plan & Details**

PVH AKA  
 Str Engg.  
 A3 PRINTS  
 HRKD/STR/GFC/13/09/24  
 STR - REV - 1  
 23/08/2024



**SHEET TITLE**

S - 1	GF Beam Plan
S - 2	GF Beam Plan & Layout
S - 3	GF Beam Plan & C/S Details
S - 4	

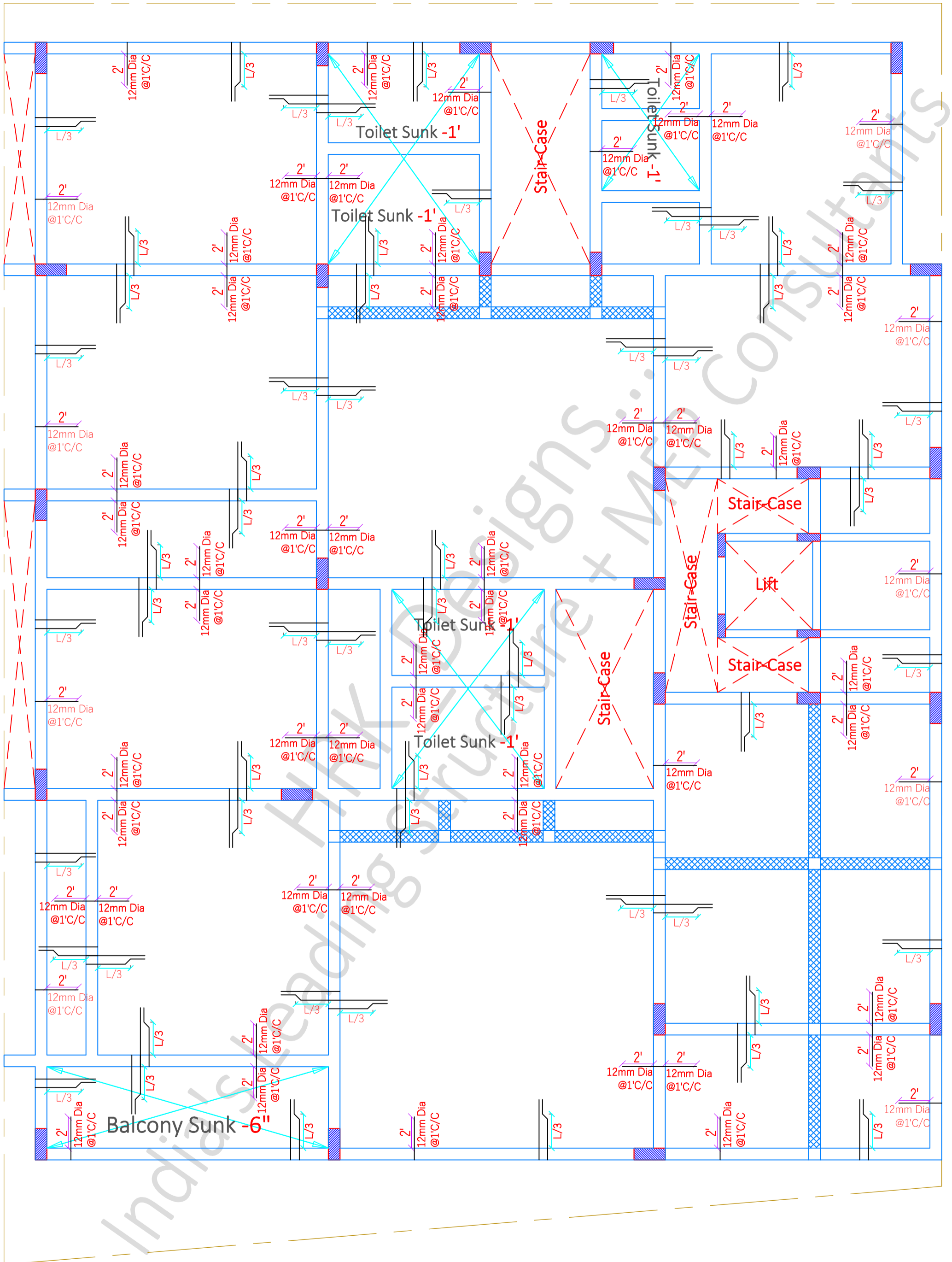
PROJECT BY:-  
**Estilo Design Studio**  
 Ar. Monisha Gowda Ji  
 Nagarabhavi Main Road,  
 Bengaluru 560072 Karnataka  
 India

GF + 3 Story  
 building for  
**Mr. Mr RAVI Ji &  
 GURURAJ Ji**

+91-9380 930 347  
 HRK DESIGNS STRUCTURE  
 CONSULTANTS INDIA PVT LTD  
 Vasna Bayali Road TP2 Gotri  
 Road Vadodara - 391014  
 www.hrkdesigns.com  
 techteam@hrkdesigns.com  
 Gandhidham | Vadodara | Delhi | Mumbai

**S-18 GF Beam Plan & Details**

Date - 13/09/2024	PVH	AKA	A3 PRINTS
HRKD/STR/EP/13/09/24	Str Engg.		HRKD/STR/GFC/13/09/24
Str Sign			STR - REV - 1
AKA		Str Stamp	23/08/2024



**SHEET TITLE**

S - 1	GF Slab Plan
S - 2	GF Slab Plan & Layout
S - 3	GF Slab Plan & C/S Details
S - 4	

PROJECT BY:-  
**Estilo Design Studio**  
 Ar. Monisha Gowda Ji  
 Nagarabhavi Main Road,  
 Bengaluru 560072 Karnataka  
 India

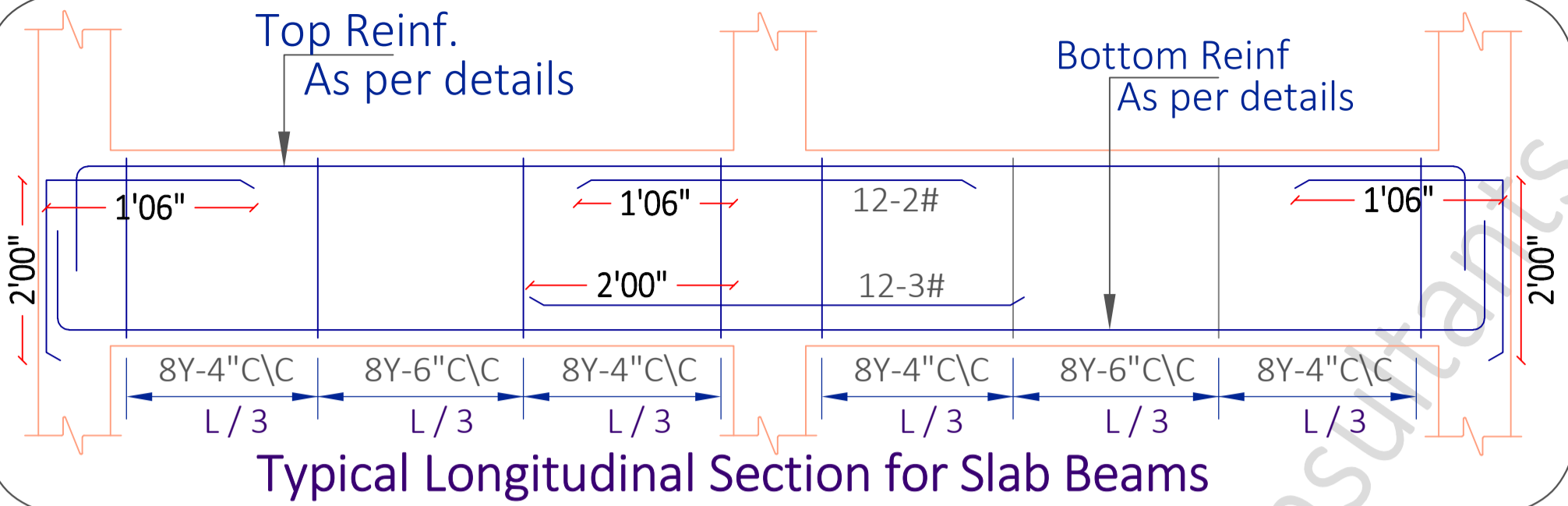
GF + 3 Story  
 building for  
**Mr. Mr RAVI Ji &  
 GURURAJ Ji**

+91-9380 930 347

HRK DESIGNS STRUCTURE  
 CONSULTANTS INDIA PVT LTD  
 Vasna Bayali Road TP2 Gotri  
 Road Vadodara - 391014  
 www.hrkdesigns.com  
 techteam@hrkdesigns.com

**S-19 GF Slab Plan & Details**

Date - 13/09/2024	PVH	AKA	A3 PRINTS
HRKD/STR/EP/13/09/24	Str Engg.		HRKD/STR/GFC/13/09/24
Str Sign	AKA	Str Stamp	STR - REV - 1
			23/08/2024



Typical Longitudinal Section for Slab Beams

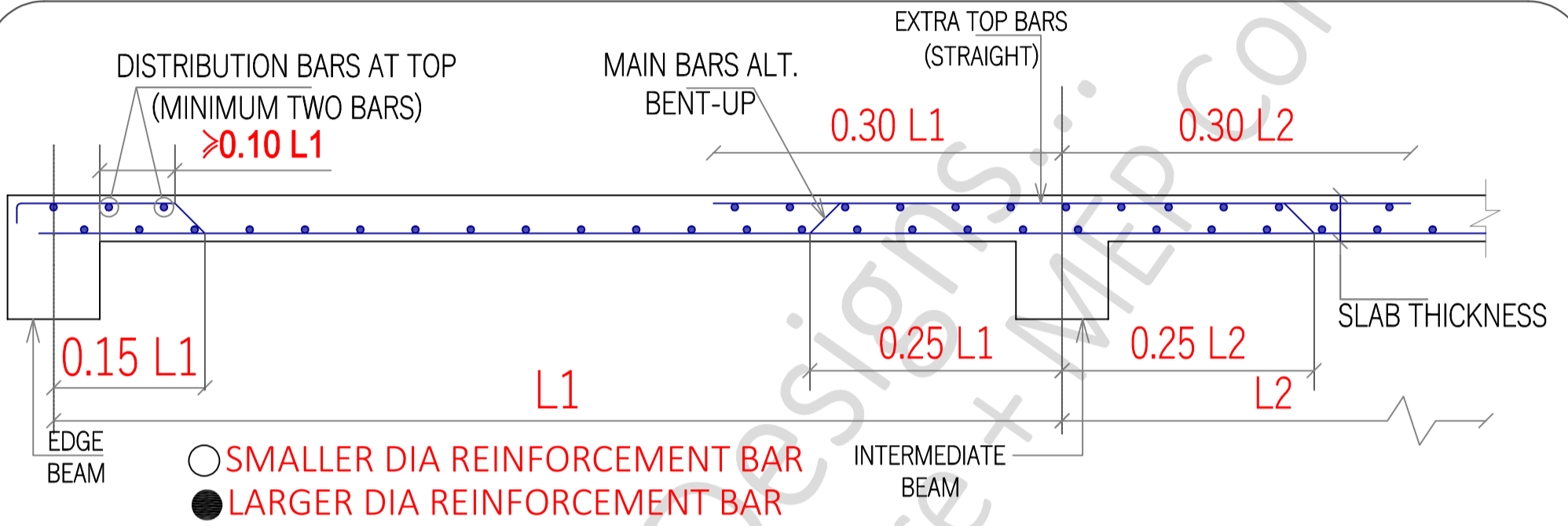
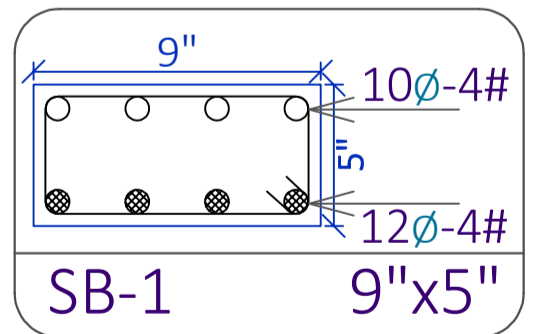


Figure - 4 Typical Slab Section for all the floors

B-1 9"x2'00"	B-2 9"x1'06"	B-3 9"x1'03"	B-4 6"x1'06"
B-1 2.27%	B-2 1.98%	B-3 1.28%	B-4 1.49%



Slab Thickness = 6"

8∅ Bent-up bars @ 5" C/C

8∅ Straight bars @ 5" C/C

12∅ Extra bars @ 1' C/C (Junctions & Ends)

○ SMALLER DIA REINFORCEMENT BAR  
● LARGER DIA REINFORCEMENT BAR

<b>SHEET TITLE</b>		<b>PROJECT BY:-</b>		<b>GF + 3 Story building for</b>		<b>HRK DESIGNS STRUCTURE CONSULTANTS INDIA PVT LTD</b>		<b>S-20 GF Beam &amp; Reinf<sup>^</sup> Details</b>	
S - 1	GF Beam C/S Details	Estilo Design Studio		building for		Vasna Bayalli Road TP2 Gotri Road Vadodara - 391014		Date - 13/09/2024	PVH AKA
S - 2	GF Slab C/S Details	Ar. Monisha Gowda Ji		Mr. Mr RAVI Ji & GURURAJ Ji		www.hrkdesigns.com		HRKD/STR/EP/13/09/24	Str Engg.
S - 3	GF Beam Reinf <sup>^</sup> C/S Details	Nagarabhavi Main Road, Bengaluru 560072 Karnataka India				techteam@hrkdesigns.com		Str Sign	HRKD/STR/GFC/13/09/24
S - 4	GF Slab Reinf <sup>^</sup> Details					Gandhidham   Vadodara   Delhi   Mumbai		Principal Engineer	STR - REV - 1
								AKA	Str Stamp

# GF BEAM'S TABLE

Sr. No	Floor / Story	Beam Name	Beam Size	Beam Top Reinf <sup>^</sup>	Beam Bottom Reinf <sup>^</sup>	Concrete (Grade)	Reinforcement (Grade)
1	GF	B-1	9" x 2'	20Ø - 4#	20Ø - 6#	M:25 (1:1:2)	Fy:500
2		B-2	9" x 1'06"	16Ø - 1# + 20Ø - 2#	20Ø - 4#		
3		B-3	9" x 1'03"	12Ø - 1# + 16Ø - 2#	16Ø - 3#		

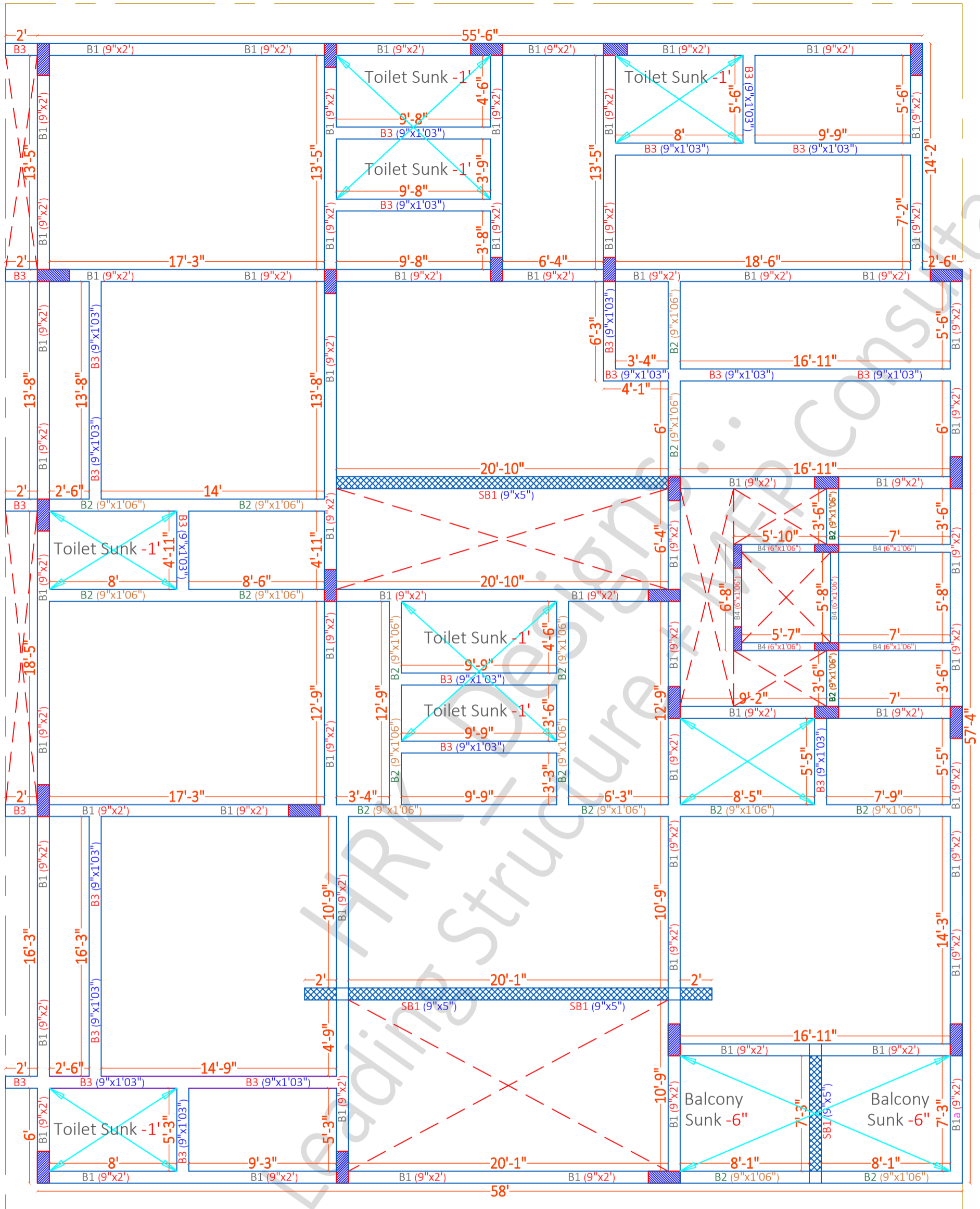
Sr.No	Description of Item	No	L	B	D	Qty.	T.Qty.
6	RCC till GF Slab LVL (M:25)						
6.a	Beams						
	B1 - 9" x 2'						
	L = 55'06" + 57'03" + 40'04" + (17'00" x 3) + 17'03" + 71'06" + 70'00" + 56'00" + 49'04" + (13'05" x 2) + 14'02" = 510'00" / 156.00 Mt's	1	156	0.23	0.61	21.89	
	B2 - 9" x 1'06"						
	L = (17'03" x 2) + 17 + 21 + (12'09" x 2) + 14' = 113'00" / 35.00 Mt's	1	35	0.23	0.46	3.70	
	B3 - 9" x 1'03"						
	L = (2'00" x 4) + (9'09" x 2) + (6'03" x 2) + 13'05" + 16'03" + 20'09" = 92'00" / 29.00 Mt's	1	29	0.23	0.38	2.53	
	B4 - 6" x 1'06"						
	L = (13'07" x 2) + (6'07" x 2) = 41'00" / 13.00 Mt's	1	13	0.15	0.45	0.88	
6.b	Col's						
	Considering 11' Ht						
	C1 - 9" x 2'	18	0.23	0.61	3.36	8.49	
	C2 - 9" x 1'06"	8	0.23	0.46	3.36	2.84	
	C3 - 6" x 1'06"	4	0.15	0.46	3.36	0.93	
6.c	Slab						
	L = 72'00" / 22.00 Mt's						
	B = 58'00" / 18.00 Mt's						
	T = 6" / 0.15 Mt's	1	22.00	18.00	0.10	39.60	
	No deduction has been considered in slab - Reason consideration extra 5% & wastage has been considered						
6.d	Stair Case						
	L = 26'00"	1	8.00	1.10	0.15	1.32	
	B = 3'06"						
	T = 6" / 0.15Mt's						
6.e	Lintel						
	Overall Beam Length						
	L = 156 + 35 + 29 + 13 = 233.00 Mt's	1	233	0.23	0.15	8.04	
	B = 9" / 0.23Mt's						
	D = 6" / 0.15Mt's						
						90.22	
						Add 5% Extra	4.51
	<b>Total RCC for GF (M:25)</b>					<b>95.00</b>	<b>M3</b>

10.E Reinf <sup>^</sup> till GF Slab LVL							
Columns							
Beam	Reinf <sup>^</sup>	Qty	L	B	D	T.Qty	
C1 = 9" x 2'00"	18	(L + Ht)					
	16Ø - 6# +	6.00	3.50	1.58	597.33		
	20Ø - 6#	6.00	3.50	2.47	933.33		
	Stirrups - 8Ø @ 6" C/C	18	23	3.25	0.40	531.56	
C2 = 9" x 1'06"	8						
	16Ø - 6# +	6.00	3.50	1.58	265.48		
	20Ø - 4#	4.00	3.50	2.47	276.54		
	Stirrups - 8Ø @ 6" C/C	8	23	3.25	0.40	236.25	
C3 = 6" x 1'06"	4						
	16Ø - 8#	8	3.50	1.58	176.99		
	Stirrups - 8Ø @ 6" C/C	4	23	3.25	0.40	118.12	
Beams							
B1 - 9" x 2'							
L = 520'00" / 159.00 Mt's							
Top Reinf <sup>^</sup>							
	20Ø - 4# +	1	159.00	4.00	1.58	1005.04	
Bottom Reinf <sup>^</sup>							
	20Ø - 6#	1	159.00	6.00	1.58	1507.56	
	Stirrups - 8Ø @ 6" C/C	1	1.56	1061	0.40	653.89	
B2 - 9" x 1'06"							
L = 113'00" / 35.00 Mt's							
Top Reinf <sup>^</sup>							
	16Ø - 1# +	1	35.00	1.00	1.58	55.31	
	20Ø - 2#	1	35.00	2.00	2.47	172.84	
Bottom Reinf <sup>^</sup>							
	20Ø - 4#	1	35.00	4.00	2.47	345.68	
	Stirrups - 8Ø @ 6" C/C	1	1.25	235	0.40	116.05	
B3 - 9" x 1'03"							
L = 92'00" / 29.00 Mt's							
Top Reinf <sup>^</sup>							
	12Ø - 1# +	1	29.00	2.00	0.89	51.56	
	16Ø - 2#	1	35.00	2.00	2.47	172.84	
Bottom Reinf <sup>^</sup>							
	16Ø - 3#	1	35.00	3.00	1.58	165.93	
	Stirrups - 8Ø @ 6" C/C	1	1.11	195	0.40	85.51	
B4 - 6" x 1'06"							
L = 41'00" / 13.00 Mt's							
Top Reinf <sup>^</sup>							
	16Ø - 2#	1	13.00	2.00	1.58	41.09	
Bottom Reinf <sup>^</sup>							
	16Ø - 3#	1	13.00	3.00	1.58	61.63	
	Stirrups - 8Ø @ 6" C/C	1	1.05	88	0.40	36.50	
SB1 =							
L = 21'07" + 2'00" + 2'00" + 29'02" + 18'06" = 74'00" / 23.00 Mt's							
Top Reinf <sup>^</sup>							
	10Ø - 4#	1	23	4	0.62	56.79	
Bottom Reinf <sup>^</sup>							
	12Ø - 4#	1	23	4	0.89	81.78	
	Stirrups - 8Ø @ 6" C/C	1	0.65	155	0.40	39.80	
Slab							
L = 72'00" / 22.00 Mt's							
8Ø @ 6" C/C							
B = 56'00" / 17.05 Mt's							
8Ø @ 6" C/C							
						7866.45	
						Add 5% Extra	393.32
	<b>Total Reinf till GF Slab LVL</b>					<b>8260.00</b>	<b>Kg's</b>

Material Qty for RCC (M:25) -96 M3 till GF			
1	Cement	5288.00	Kg's
2	Sand (Fine Agg)	57350.00	Kg's
3	Kapchi (Coarse Agg)	148800.00	Kg's

Reinf<sup>^</sup> till GF Slab LVL  $\frac{8260}{4150} = 2.00$  Kg's / Ft

<b>SHEET TITLE</b>		<b>PROJECT BY:-</b>		<b>GF + 3 Story building for</b>		<b>S-21 GF Beam &amp; Reinf<sup>^</sup> Details</b>	
S-1	GF Beam C/S Details	Estilo Design Studio		Mr. Mr RAVI Ji & GURURAJ Ji		Date - 13/09/2024	
S-2	GF Slab C/S Details	Ar. Monisha Gowda Ji				PVH AKA	
S-3	GF Beam Reinf <sup>^</sup> C/S Details	Nagarabhavi Main Road,				Str Engg.	
S-4	GF Slab Reinf <sup>^</sup> Details	Bengaluru 560072 Karnataka India				A3 PRINTS	
						HRKD/STR/EP/13/09/24	
						Str Sign	
						AKA	
						Str Stamp	
						23/08/2024	
						STR - REV - 1	
						***NA***	



**SHEET TITLE**

S - 1	FF Beam Plan
S - 2	FF Beam Plan & Layout
S - 3	FF Beam Plan & C/S Details
S - 4	

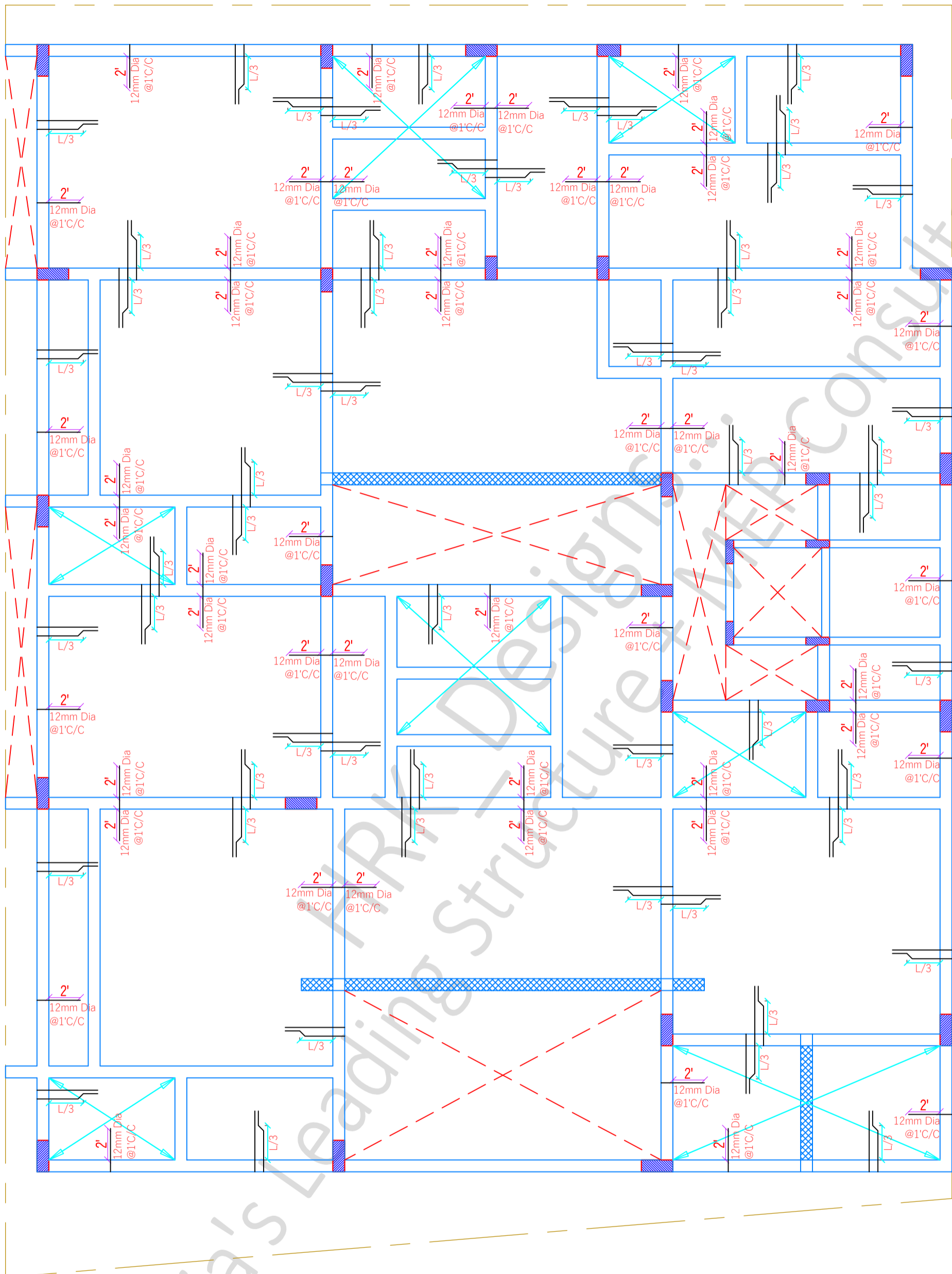
PROJECT BY:-  
**Estilo Design Studio**  
 Ar. Monisha Gowda Ji  
 Nagarabhavi Main Road,  
 Bengaluru 560072 Karnataka  
 India

GF + 3 Story  
 building for  
**Mr. Mr RAVI Ji &  
 GURURAJ Ji**

HRK DESIGNS STRUCTURE  
 CONSULTANTS INDIA PVT LTD  
 Vasna Bayali Road TP2 Gotri  
 Road Vadodara - 391014  
 www.hrkdesigns.com  
 techteam@hrkdesigns.com  
 Gandhidham | Vadodara | Delhi | Mumbai

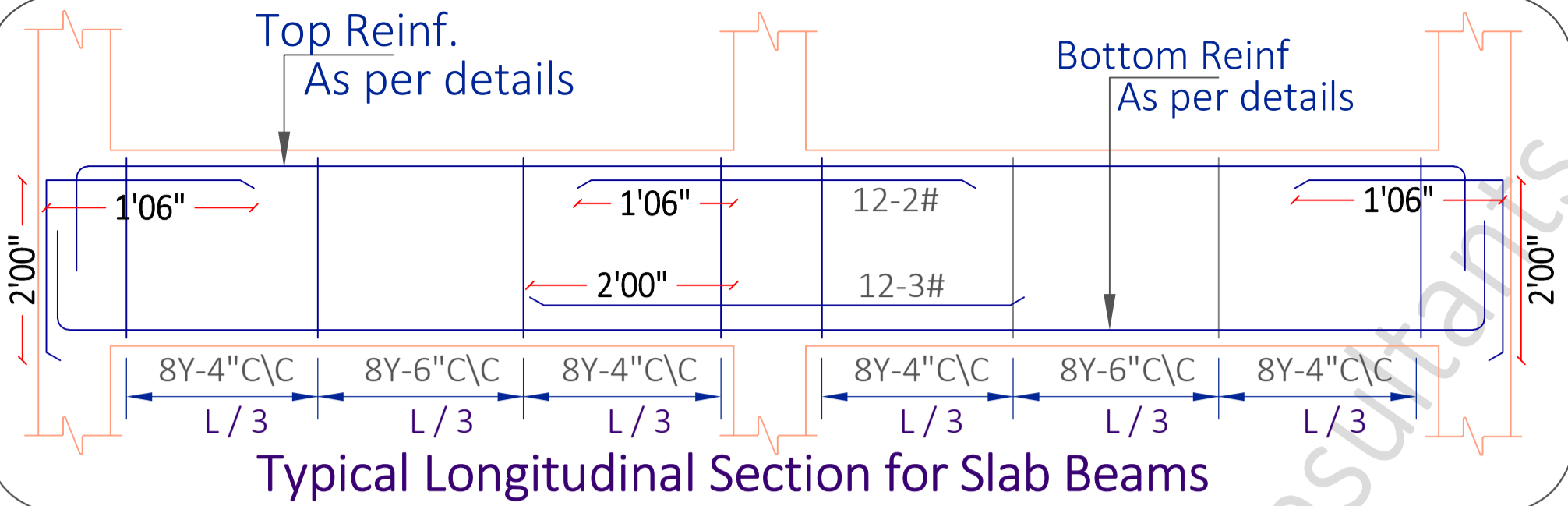
**S-22 FF Beam Plan & Details**

Date - 13/09/2024	PVH	AKA	A3 PRINTS
HRKD/STR/EP/13/09/24	Str Engg.		HRKD/STR/GFC/13/09/24
Str Sign			STR - REV - 1
Principal Engineer	AKA	Str Stamp	23/08/2024



India's Leading Structure Designing Studio & Team

<b>SHEET TITLE</b>		<b>PROJECT BY:-</b> Estilo Design Studio Ar. Monisha Gowda Ji Nagarabhavi Main Road, Bengaluru 560072 Karnataka India		<b>GF + 3 Story</b> building for <b>Mr. Mr RAVI Ji &amp;</b> <b>GURURAJ Ji</b>		<b>HRK DESIGNS STRUCTURE</b> CONSULTANTS INDIA PVT LTD Vasna Bayali Road TP2 Gotri Road Vadodara - 391014 <a href="http://www.hrkdsgns.com">www.hrkdsgns.com</a> techteam@hrkdsgns.com		<b>S-23 FF Slab Plan &amp; Details</b>		<b>A3 PRINTS</b>	
S - 1	FF Slab Plan							Date - 13/09/2024	PVH	AKA	HRKD/STR/GFC/13/09/24
S - 2	FF Slab Plan & Layout							HRKD/STR/EP/13/09/24	Str Engg.		STR - REV - 1
S - 3	FF Slab Plan & C/S Details							Str Sign			***NA***
S - 4								AKA		Str Stamp	



Typical Longitudinal Section for Slab Beams

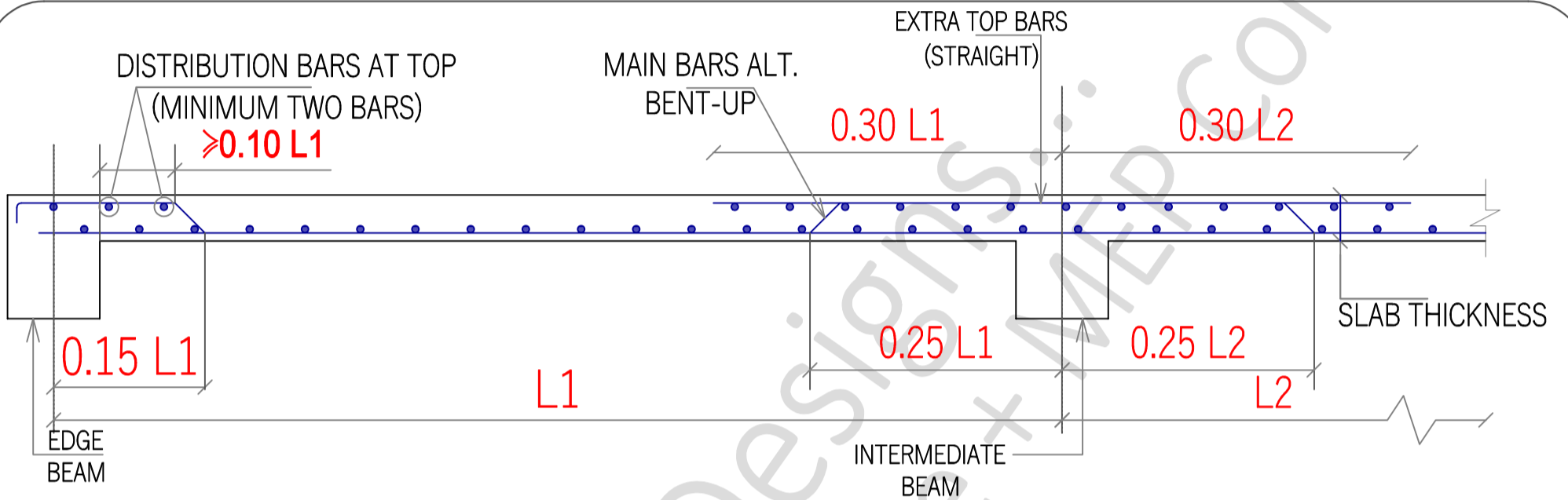
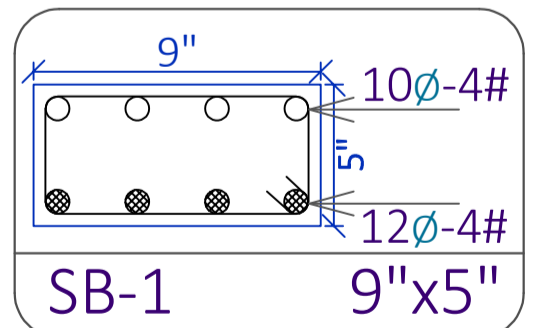


Figure - 4

Typical Slab Section for all the floors

B-1 9"x2'00"	B-2 9"x1'06"	B-3 9"x1'03"	B-4 6"x1'06"
B-1 2.11%	B-2 1.79%	B-3 1.28%	B-4 1.49%



Slab Thickness = 6"

8Ø Bent-up bars @ 5" C/C

8Ø Straight bars @ 5" C/C

12Ø Extra bars @ 1' C/C (Junctions & Ends)

- SMALLER DIA REINFORCEMENT BAR
- LARGER DIA REINFORCEMENT BAR

<b>SHEET TITLE</b> S - 1 FF Beam C/S Details S - 2 FF Slab C/S Details S - 3 FF Beam Reinf^ C/S Details S - 4 FF Slab Reinf^ Details		<b>PROJECT BY:-</b> Estilo Design Studio Ar. Monisha Gowda Ji Nagarabhavi Main Road, Bengaluru 560072 Karnataka India	GF + 3 Story building for <b>Mr. Mr RAVI Ji &amp;                  GURURAJ Ji</b>	HRK DESIGNS STRUCTURE CONSULTANTS INDIA PVT LTD Vasna Bayalli Road TP2 Gotri Road Vadodara - 391014 www.hrkdesigns.com techteam@hrkdesigns.com Gandhidham   Vadodara   Delhi   Mumbai	<b>S-24</b> FF Beam & Reinf^ Details Date - 13/09/2024 HRKD/STR/EP/13/09/24 Str Sign AKA	PVH AKA Str Engg. Str Stamp AKA	<b>A3 PRINTS</b> HRKD/STR/GFC/13/09/24 STR - REV - 1 23/08/2024
--	--	--	---	---	--	--	--

# FF BEAM'S TABLE

Sr. No	Floor / Story	Beam Name	Beam Size	Beam Top Reinf <sup>^</sup>	Beam Bottom Reinf <sup>^</sup>	Concrete (Grade)	Reinforcement (Grade)
1	FF	B-1	9" x 2'	20Ø - 4#	16Ø - 2# + 20Ø - 4#	M:25 (1:1:2)	Fy:500
2		B-2	9" x 1'06"	16Ø - 1# + 20Ø - 2#	16Ø - 2# + 20Ø - 2#		
3		B-3	9" x 1'03"	12Ø - 1# + 16Ø - 2#	16Ø - 3#		

Sr.No	Description of Item	No	L	B	D	Qty.	T.Qty.
7	RCC till FF Slab LVL (M:25)						
7.a	Beams						
	B1 - 9" x 2'						
	L = 55'06" + 57'03" + 40'04" + (17'00" x 3) + 17'03" + 20'10" + (71'06" x 2) + 70'00" + 44'00" + 13'05" = 510'00" / 156.00 Mt's	1	156.00	0.23	0.61	21.89	
	B2 - 9" x 1'06"						
	L = 17'03" + 18 + 17 + 39'06" + (12'09" x 2) + 12'03" + (3'06" x 2) = 138'00" / 42.00 Mt's	1	42.00	0.23	0.46	4.44	
	B3 - 9" x 1'03"						
	L = (2'00" x 4) + (9'09" x 4) + (21'00" x 2) + 18'06" + 13'08" + 5'00" + 16'03" + 5'03" + 6'03" + (5'06" x 2) = 167'00" / 51.00 Mt's	1	51.00	0.23	0.38	4.46	
	B4 - 6" x 1'06"						
	L = (13'07" x 2) + (6'07" x 2) = 41'00" / 13.00 Mt's	1	13.00	0.15	0.45	0.88	
7.b	Col's						
	Considering 11' Ht						
	C1 - 9" x 2'	18	0.23	0.61	3.36	8.49	
	C2 - 9" x 1'06"	8	0.23	0.46	3.36	2.84	
	C3 - 6" x 1'06"	4	0.15	0.46	3.36	0.93	
7.c	Slab						
	L = 72'00" / 22.00 Mt's						
	B = 58'00" / 18.00 Mt's						
	T = 6" / 0.15 Mt's	1	22.00	18.00	0.10	39.60	
	No deduction has been considered in slab - Reason consideration extra 5% & wastage has been considered						
7.d	Stair Case						
	L = 26'00"	1	8.00	1.10	0.15	1.32	
	B = 3'06"						
	T = 6" / 0.15Mt's						
7.e	Lintel						
	Overall Beam Length						
	L = 156 + 42 + 51 + 13 = 262.00 Mt's	1	262.00	0.23	0.15	9.04	
	B = 9" / 0.23Mt's      D = 6" / 0.15Mt's						
						93.88	
						Add 5% Extra	4.69
						<b>Total RCC for FF (M:25)</b>	<b>99.00 M3</b>

## Material Qty for RCC (M:25) -99 M3 till FF LVL

1	Cement	5453.00	Kg's
2	Sand (Fine Agg)	58900.00	Kg's
3	Kapchi (Coarse Agg)	153450.00	Kg's
4			

Reinf<sup>^</sup> till FF Slab LVL  $\frac{8486}{4150} = 2.05$  Kg's / Ft

10.F	Reinf <sup>^</sup> till FF Slab LVL						
	Columns						
	C1 = 9" x 2'00"	18		(L + Ht)			
	16Ø - 8# +		8.00	3.50	1.58	796.44	
	20Ø - 4#		4.00	3.50	2.47	622.22	
	Stirrups - 8Ø @ 6" C/C	18	23	3.25	0.40	531.56	
	C2 = 9" x 1'06"	8					
	16Ø - 10#		10.00	3.50	1.58	442.47	
	Stirrups - 8Ø @ 6" C/C	8	23	3.25	0.40	236.25	
	C3 = 6" x 1'06"	4					
	16Ø - 8#		8	3.50	1.58	176.99	
	Stirrups - 8Ø @ 6" C/C	4	23	3.25	0.40	118.12	
	Beams						
	B1 - 9" x 2'						
	L = 512'00" / 156.00 Mt's						
	Top Reinf <sup>^</sup>						
	20Ø - 4# +	1	156.00	4.00	1.58	986.07	
	Bottom Reinf <sup>^</sup>						
	16Ø - 2# +	1	156.00	2.00	1.58	493.04	
	20Ø - 4#	1	156.00	4.00	1.58	986.07	
	Stirrups - 8Ø @ 6" C/C	1	1.56	1041	0.40	641.56	
	B2 - 9" x 1'06"						
	L = 138'00" / 42.00 Mt's						
	Top Reinf <sup>^</sup>						
	16Ø - 1# +	1	42.00	1.00	1.58	66.37	
	20Ø - 2#	1	42.00	2.00	2.47	207.41	
	Bottom Reinf <sup>^</sup>						
	16Ø - 2# +	1	42.00	2.00	1.58	132.74	
	20Ø - 2#	1	42.00	2.00	2.47	207.41	
	Stirrups - 8Ø @ 6" C/C	1	1.25	281	0.40	138.77	
	B3 - 9" x 1'03"						
	L = 167'00" / 51.00 Mt's						
	Top Reinf <sup>^</sup>						
	12Ø - 1# +	1	51.00	2.00	0.89	90.67	
	16Ø - 2#	1	51.00	2.00	2.47	251.85	
	Bottom Reinf <sup>^</sup>						
	16Ø - 3#	1	51.00	3.00	1.58	241.78	
	Stirrups - 8Ø @ 6" C/C	1	1.11	341	0.40	149.53	
	B4 - 6" x 1'06"						
	L = 41'00" / 13.00 Mt's						
	Top Reinf <sup>^</sup>						
	16Ø - 2#	1	13.00	2.00	1.58	41.09	
	Bottom Reinf <sup>^</sup>						
	16Ø - 3#	1	13.00	3.00	1.58	61.63	
	Stirrups - 8Ø @ 6" C/C	1	1.05	88	0.40	36.50	
	SB1 =						
	L = 26'00" + 21'00" + 7'03" = 55'00" / 17.00 Mt's						
	Top Reinf <sup>^</sup>						
	10Ø - 4#	1	17	4	0.62	41.98	
	Bottom Reinf <sup>^</sup>						
	12Ø - 4#	1	17	4	0.89	60.44	
	Stirrups - 8Ø @ 6" C/C	1	0.65	115	0.40	29.53	
	Slab						
	L = 72'00" / 22.00 Mt's	1	148	22	0.62	2009.88	
	8Ø @ 6" C/C						
	B = 56'00" / 17.05 Mt's	1	115	17	0.62	1206.79	
	8Ø @ 6" C/C						
						8081.11	
						Add 5% Extra	404.06
						<b>Total Reinf till FF Slab LVL</b>	<b>8486.00 Kg's</b>

### SHEET TITLE

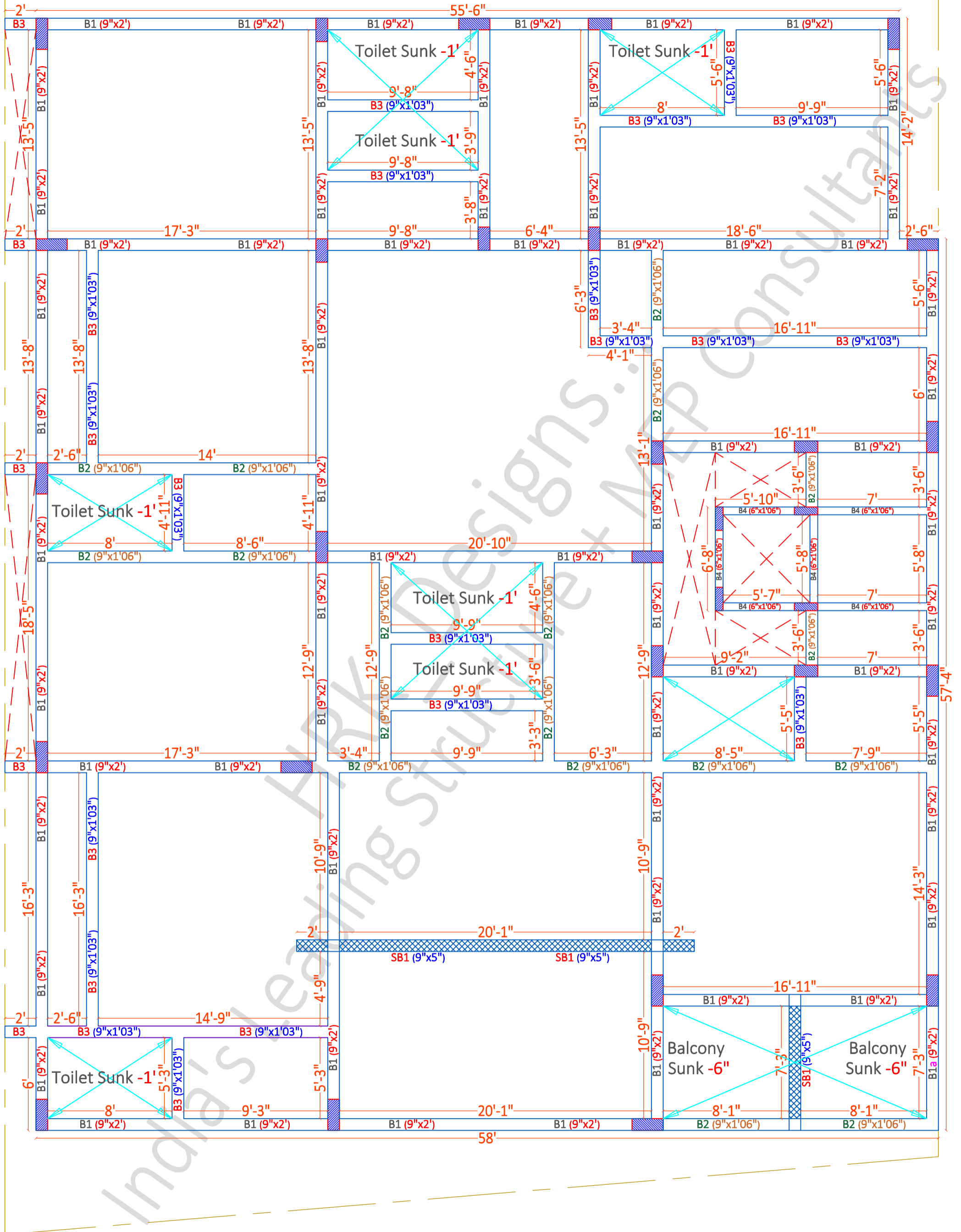
S - 1	FF Beam C/S Details
S - 2	FF Slab C/S Details
S - 3	FF Beam Reinf <sup>^</sup> C/S Details
S - 4	FF Slab Reinf <sup>^</sup> Details

PROJECT BY:-  
Estilo Design Studio  
Ar. Monisha Gowda Ji  
Nagarabhavi Main Road,  
Bengaluru 560072 Karnataka  
India

GF + 3 Story  
building for  
Mr. Mr RAVI Ji &  
GURURAJ Ji

HRK DESIGNS STRUCTURE  
CONSULTANTS INDIA PVT LTD  
Vasna Bayali Road TP2 Gotri  
Road Vadodara - 391014  
www.hrkdsgns.com  
techteam@hrkdsgns.com  
Gandhidham | Vadodara | Delhi | Mumbai

S-25 FF Beam & Reinf<sup>^</sup> Details  
Date - 13/09/2024  
HRKD/STR/EP/13/09/24  
Str Engg.  
Str Sign  
AKA  
Str Stamp  
A3 PRINTS  
HRKD/STR/GFC/13/09/24  
STR - REV - 1  
23/08/2024



**SHEET TITLE**

S - 1	SF Beam Plan
S - 2	SF Beam Plan & Layout
S - 3	SF Beam Plan & C/S Details
S - 4	

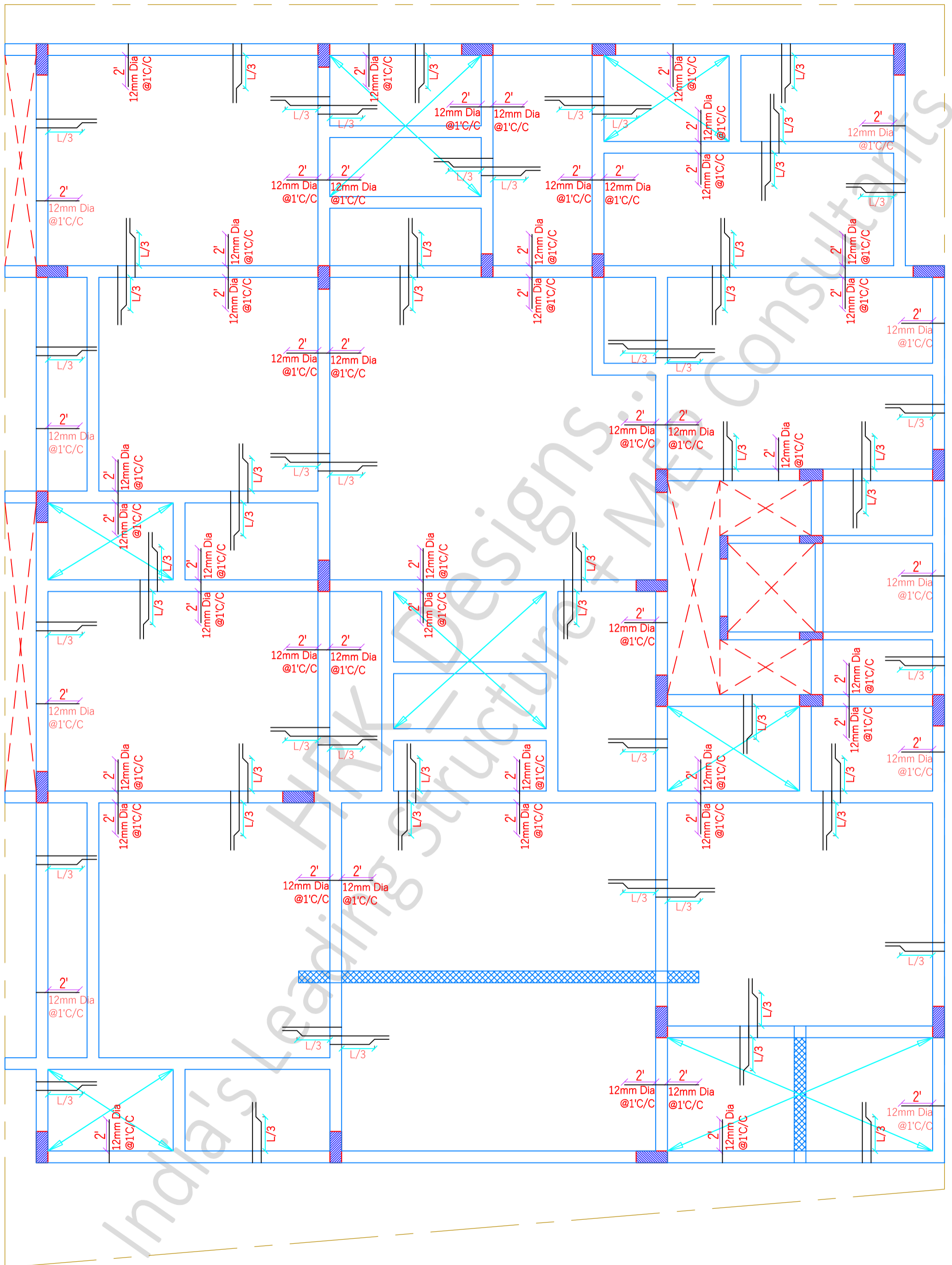
PROJECT BY:-  
**Estilo Design Studio**  
 Ar. Monisha Gowda Ji  
 Nagarabhavi Main Road,  
 Bengaluru 560072 Karnataka  
 India

GF + 3 Story  
 building for  
**Mr. Mr RAVI Ji &  
 GURURAJ Ji**

+91-9380 930 347  
 HRK DESIGNS STRUCTURE  
 CONSULTANTS INDIA PVT LTD  
 Vasna Bayali Road TP2 Gotri  
 Road Vadodara - 391014  
 www.hrkdesigns.com  
 techteam@hrkdesigns.com  
 Gandhidham | Vadodara | Delhi | Mumbai

**S-26 SF Beam Plan & Details**

Date - 13/09/2024	PVH	AKA	A3 PRINTS
HRKD/STR/EP/13/09/24	Str Engg.		HRKD/STR/GFC/13/09/24
Str Sign			STR - REV - 1
AKA		Str Stamp	23/08/2024



**SHEET TITLE**

S - 1	SF Slab Plan
S - 2	SF Slab Plan & Layout
S - 3	SF Slab Plan & C/S Details
S - 4	

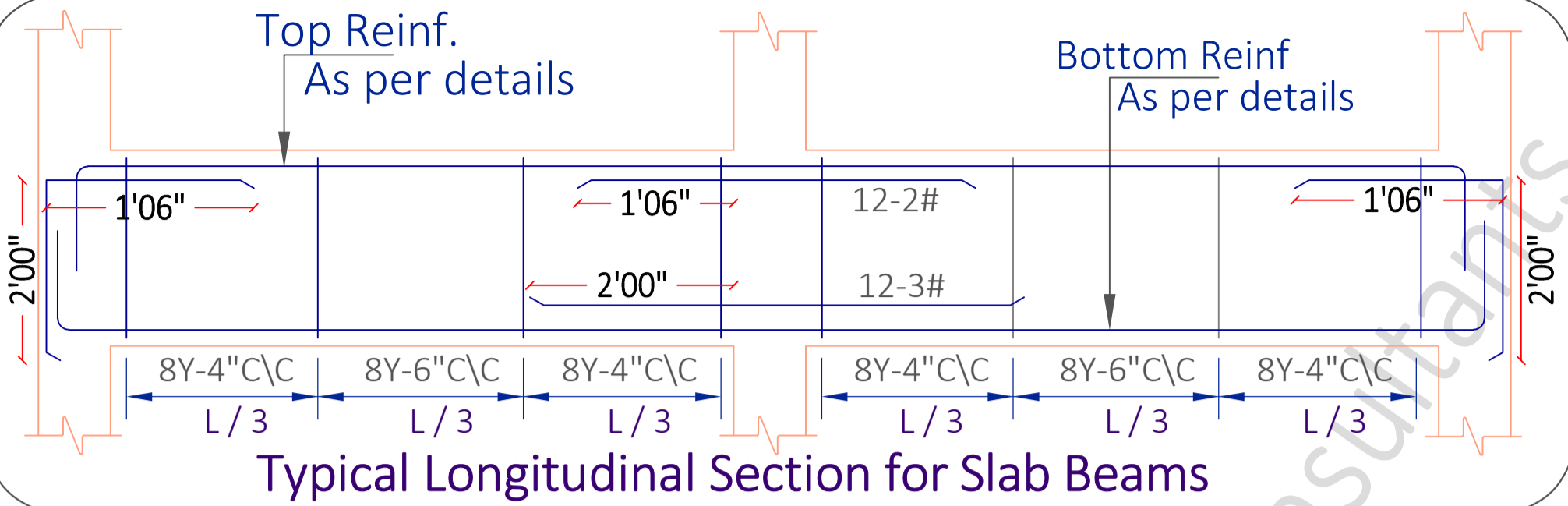
PROJECT BY:-  
**Estilo Design Studio**  
 Ar. Monisha Gowda Ji  
 Nagarabhavi Main Road,  
 Bengaluru 560072 Karnataka  
 India

GF + 3 Story  
 building for  
**Mr. Mr RAVI Ji &  
 GURURAJ Ji**

HRK DESIGNS STRUCTURE  
 CONSULTANTS INDIA PVT LTD  
 Vasna Bayali Road TP2 Gotri  
 Road Vadodara - 391014  
 www.hrkdesigns.com  
 techteam@hrkdesigns.com  
 +91-9380 930 347  
 Gandhidham | Vadodara | Delhi | Mumbai

**S-27 SF Slab Plan & Details**

Date - 13/09/2024	PVH	AKA	A3 PRINTS
HRKD/STR/EP/13/09/24	Str Engg.		HRKD/STR/GFC/13/09/24
Str Sign			STR - REV - 1
AKA		Str Stamp	23/08/2024



Typical Longitudinal Section for Slab Beams

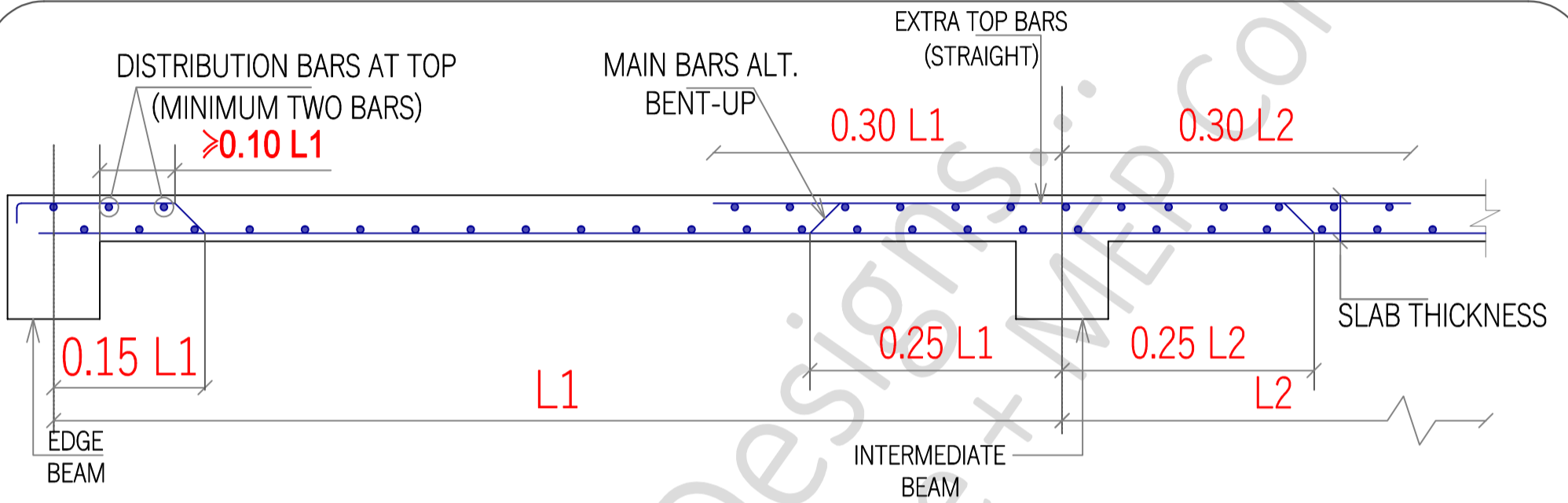


Figure - 4

Typical Slab Section for all the floors

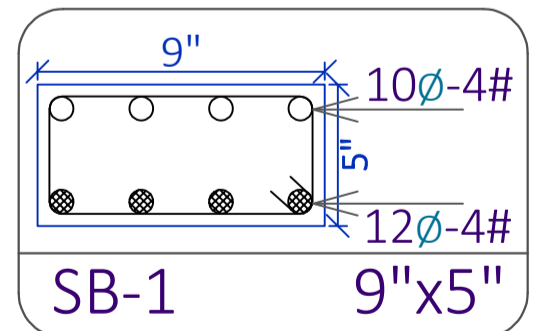
B-1 9"x2'00"	B-2 9"x1'06"	B-3 9"x1'03"	B-4 6"x1'06"
B-1 1.65%	B-2 1.36%	B-3 1.28%	B-4 1.49%

Slab Thickness = 6"

8Ø Bent-up bars @ 5" C/C

8Ø Straight bars @ 5" C/C

12Ø Extra bars @ 1' C/C (Junctions & Ends)



SB-1 9"x5"

○ SMALLER DIA REINFORCEMENT BAR

● LARGER DIA REINFORCEMENT BAR

<b>SHEET TITLE</b>		<b>PROJECT BY:-</b> Estilo Design Studio Ar. Monisha Gowda Ji		<b>GF + 3 Story building for</b>		<b>HRK DESIGNS STRUCTURE CONSULTANTS INDIA PVT LTD</b>		<b>S-28 SF Beam &amp; Reinf^ Details</b>	
S - 1	SF Beam C/S Details	Nagarabhavi Main Road, Bengaluru 560072 Karnataka India		Mr. Mr RAVI Ji & GURURAJ Ji		Vasna Bayalli Road TP2 Gotri Road Vadodara - 391014		Date - 13/09/2024	PVH AKA
S - 2	SF Slab C/S Details							HRKD/STR/EP/13/09/24	Str Engg.
S - 3	SF Beam Reinf^ C/S Details							Str Sign	AKA
S - 4	SF Slab Reinf^ Details							Principal Engineer	Str Stamp
								A3 PRINTS	
								HRKD/STR/GFC/13/09/24	
								STR - REV - 1	
								23/08/2024	

# SF BEAM'S TABLE

Sr. No	Floor / Story	Beam Name	Beam Size	Beam Top Reinf <sup>^</sup>	Beam Bottom Reinf <sup>^</sup>	Concrete (Grade)	Reinforcement (Grade)
1	SF	B-1	9" x 2'	16Ø - 2# + 20Ø - 4#	20Ø - 4#	M:25 (1:1:2)	Fy:500
2		B-2	9" x 1'06"	16Ø - 3#	16Ø - 4#		
3		B-3	9" x 1'03"	12Ø - 2# + 16Ø - 1#	12Ø - 1# + 16Ø - 2#		

8	RCC till SF Slab LVL (M:25)						
8.a	Beams						
	B1 - 9" x 2'						
	L = 55'06" + 57'03" + 40'04" + (17'00" x 3) + 17'03" + 20'10" + (71'06" x 2) + 70'00" + 44'00" + 13'05" = 510'00" / 156.00 Mt's	1	156.00	0.23	0.61	21.89	
	B2 - 9" x 1'06"						
	L = 17'03" + 18 + 17 + 39'06" + (12'09" x 2) + 12'03" + (3'06" x 2) = 138'00" / 42.00 Mt's	1	42.00	0.23	0.46	4.44	
	B3 - 9" x 1'03"						
	L = (2'00" x 4) + (9'09" x 4) + (21'00" x 2) + 18'06" + 13'08" + 5'00" + 16'03" + 5'03" + 6'03" + (5'06" x 2) = 167'00" / 51.00 Mt's	1	51.00	0.23	0.38	4.46	
	B4 - 6" x 1'06"						
	L = (13'07" x 2) + (6'07" x 2) = 41'00" / 13.00 Mt's	1	13.00	0.15	0.45	0.88	
8.b	Col's						
	Considering 11' Ht						
	C1 - 9" x 2'	18	0.23	0.61	3.36	8.49	
	C2 - 9" x 1'06"	8	0.23	0.46	3.36	2.84	
	C3 - 6" x 1'06"	4	0.15	0.46	3.36	0.93	
8.c	Slab						
	L = 72'00" / 22.00 Mt's						
	B = 58'00" / 18.00 Mt's						
	T = 6" / 0.15 Mt's	1	22.00	18.00	0.10	39.60	
	No deduction has been considered in slab - Reason consideration extra 5% & wastage has been considered						
8.d	Stair Case						
	L = 26'00"	1	8.00	1.10	0.15	1.32	
	B = 3'06"						
	T = 6" / 0.15Mt's						
8.e	Lintel						
	Overall Beam Length						
	L = 156 + 42 + 51 + 13 = 262.00 Mt's	1	262.00	0.23	0.15	9.04	
	B = 9" / 0.23Mt's						
	D = 6" / 0.15Mt's						
						93.88	
						Add 5% Extra	4.69
						Total RCC for SF (M:25)	99.00 M3


10.G	Reinf <sup>^</sup> till SF Slab LVL						
	Columns						
	C1 = 9" x 2'00"	18		(L + Ht)			
	16Ø - 12#		12.00	3.50	1.58	1194.67	
	Stirrups - 8Ø @ 6" C/C	18	23	3.25	0.40	531.56	
	C2 = 9" x 1'06"	8					
	12Ø - 6# +		6.00	3.50	0.89	149.33	
	16Ø - 4#		4.00	3.50	1.58	176.99	
	Stirrups - 8Ø @ 6" C/C	8	23	3.25	0.40	236.25	
	C3 = 6" x 1'06"	4					
	12Ø - 4# +		4.00	3.50	0.89	49.78	
	16Ø - 4#		4.00	3.50	1.58	88.49	
	Stirrups - 8Ø @ 6" C/C	4	23	3.25	0.40	118.12	
	Beams						
	B1 - 9" x 2'						
	L = 512'00" / 156.00 Mt's						
	Top Reinf <sup>^</sup>						
	16Ø - 2# +	1	156.00	2.00	1.58	493.04	
	20Ø - 2# +	1	156.00	2.00	1.58	493.04	
	Bottom Reinf <sup>^</sup>						
	20Ø - 4#	1	156.00	4.00	1.58	986.07	
	Stirrups - 8Ø @ 6" C/C	1	1.56	1041	0.40	641.56	
	B2 - 9" x 1'06"						
	L = 138'00" / 42.00 Mt's						
	Top Reinf <sup>^</sup>						
	16Ø - 3#	1	42.00	3.00	1.58	199.11	
	Bottom Reinf <sup>^</sup>						
	16Ø - 4#	1	42.00	4.00	1.58	265.48	
	Stirrups - 8Ø @ 6" C/C	1	1.25	281	0.40	138.77	
	B3 - 9" x 1'03"						
	L = 167'00" / 51.00 Mt's						
	Top Reinf <sup>^</sup>						
	12Ø - 2# +	1	51.00	2.00	0.89	90.67	
	16Ø - 1#	1	51.00	1.00	2.47	125.93	
	Bottom Reinf <sup>^</sup>						
	12Ø - 1# +	1	51.00	1.00	0.89	45.33	
	16Ø - 2#	1	51.00	2.00	1.58	161.19	
	Stirrups - 8Ø @ 6" C/C	1	1.11	341	0.40	149.53	
	B4 - 6" x 1'06"						
	L = 41'00" / 13.00 Mt's						
	Top Reinf <sup>^</sup>						
	16Ø - 2#	1	13.00	2.00	1.58	41.09	
	Bottom Reinf <sup>^</sup>						
	16Ø - 3#	1	13.00	3.00	1.58	61.63	
	Stirrups - 8Ø @ 6" C/C	1	1.05	88	0.40	36.50	
	SB1 =						
	L = 26'00" + 21'00" + 7'03" = 55'00" / 17.00 Mt's						
	Top Reinf <sup>^</sup>						
	10Ø - 4#	1	17	4	0.62	41.98	
	Bottom Reinf <sup>^</sup>						
	12Ø - 4#	1	17	4	0.89	60.44	
	Stirrups - 8Ø @ 6" C/C	1	0.65	115	0.40	29.53	
	Slab						
	L = 72'00" / 22.00 Mt's	1	148	22	0.62	2009.88	
	8Ø @ 6" C/C						
	B = 56'00" / 17.05 Mt's	1	115	17	0.62	1206.79	
	8Ø @ 6" C/C						
						6784.52	
						Add 5% Extra	339.23
						Total Reinf till SF Slab LVL	7124.00 Kg's

## Material Qty for RCC (M:25) -99 M3 till SF LVL

1	Cement	5453.00	Kg's
2	Sand (Fine Agg)	58900.00	Kg's
3	Kapchi (Coarse Agg)	153450.00	Kg's

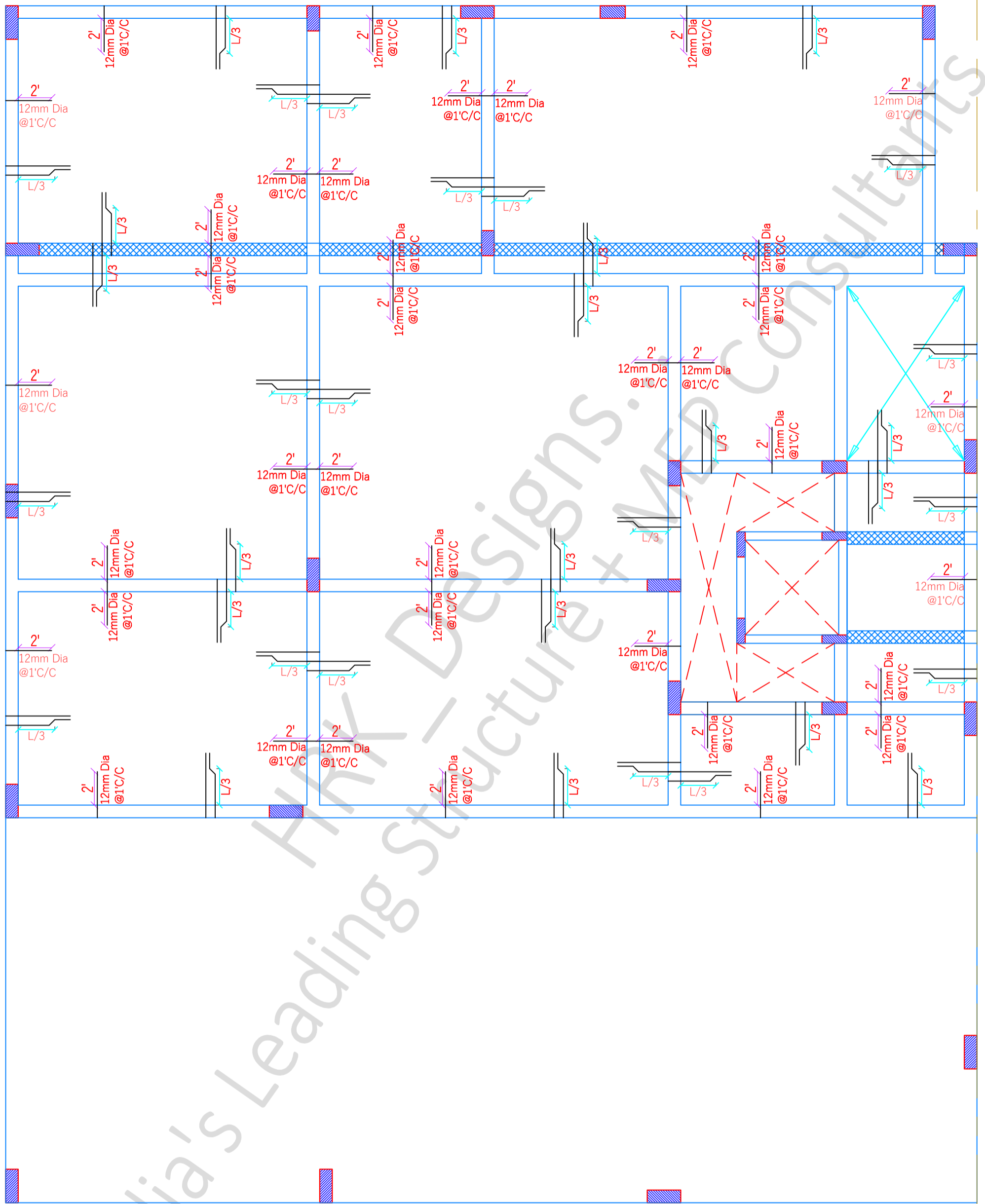
Reinf<sup>^</sup> till SF Slab LVL  $\frac{7124}{4150} = 1.72$  Kg's / Ft

SHEET TITLE		PROJECT BY:-	GF + 3 Story building for	HRK DESIGNS STRUCTURE CONSULTANTS INDIA PVT LTD	S-29	SF Beam & Reinf <sup>^</sup> Details	
S-1	SF Beam C/S Details	Estilo Design Studio		Vasna Bayali Road TP2 Gotri Road Vadodara - 391014	Date - 13/09/2024	PVH	AKA
S-2	SF Slab C/S Details	Ar. Monisha Gowda Ji	Mr. Mr RAVI Ji & GURURAJ Ji	www.hrkdesigns.com	HRKD/STR/EP/13/09/24	Str Engg.	A3 PRINTS
S-3	SF Beam Reinf <sup>^</sup> C/S Details	Nagarabhavi Main Road, Bengaluru 560072 Karnataka India		techteam@hrkdesigns.com	Str Sign		HRKD/STR/GFC/13/09/24
S-4	SF Slab Reinf <sup>^</sup> Details			Gandhidham   Vadodara   Delhi   Mumbai	AKA	Str Stamp	STR - REV - 1 23/08/2024



3rd Floor (3F) = Mummy Floor

<b>SHEET TITLE</b>		<b>PROJECT BY:-</b> Estilo Design Studio Ar. Monisha Gowda Ji Nagarabhavi Main Road, Bengaluru 560072 Karnataka India		<b>GF + 3 Story</b> building for <b>Mr. Mr RAVI Ji &amp;</b> <b>GURURAJ Ji</b>		HRK DESIGNS STRUCTURE CONSULTANTS INDIA PVT LTD Vasna Bayali Road TP2 Gotri Road Vadodara - 391014 www.hrkdsgns.com techteam@hrkdsgns.com Gandhidham   Vadodara   Delhi   Mumbai		<b>S-30 3F Beam Plan &amp; Details</b>		Date - 13/09/2024 HRKD/STR/EP/13/09/24 Str Sign AKA		PVH Str Engg. AKA Str Stamp		<b>A3 PRINTS</b> HRKD/STR/GFC/13/09/24 STR - REV - 1 23/08/2024	
S - 1	Mummy Beam Plan														
S - 2	Mummy Beam Plan & Layout														
S - 3	Mummy Beam Plan & C/S Details														
S - 4															



3rd Floor (3F) = Mumpty Floor

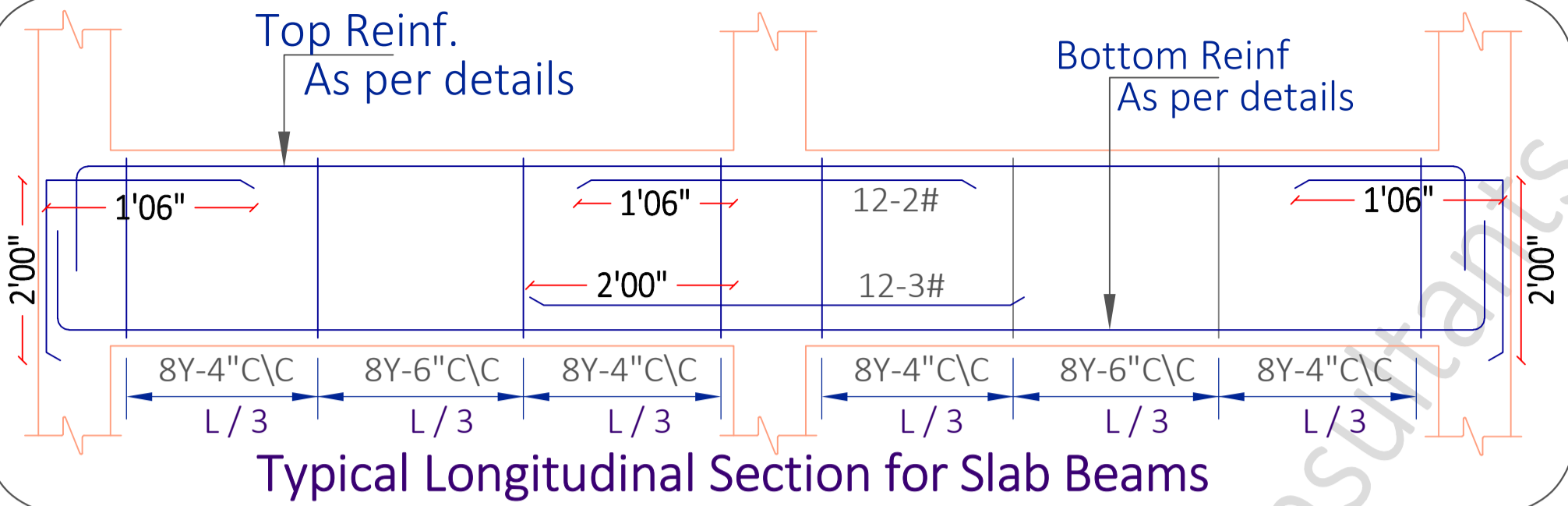
SHEET TITLE	
S - 1	Mumpty Slab Plan
S - 2	Mumpty Slab Plan & Layout
S - 3	Mumpty Slab Plan & C/S Details
S - 4	

PROJECT BY:-  
**Estilo Design Studio**  
 Ar. Monisha Gowda Ji  
 Nagarabhavi Main Road,  
 Bengaluru 560072 Karnataka  
 India

GF + 3 Story  
 building for  
**Mr. Mr RAVI Ji &  
 GURURAJ Ji**

HRK DESIGNS STRUCTURE  
 CONSULTANTS INDIA PVT LTD  
 Vasna Bayali Road TP2 Gotri  
 Road Vadodara - 391014  
 www.hrkdesigns.com  
 techteam@hrkdesigns.com  
 Gandhidham | Vadodara | Delhi | Mumbai

<b>S-31 3F Slab Plan &amp; Details</b>		Date - 13/09/2024	PVH	AKA	A3 PRINTS
HRKD/STR/EP/13/09/24	Str Engg.	Str Sign	AKA	Str Stamp	HRKD/STR/GFC/13/09/24
					STR - REV - 1
					23/08/2024



Typical Longitudinal Section for Slab Beams

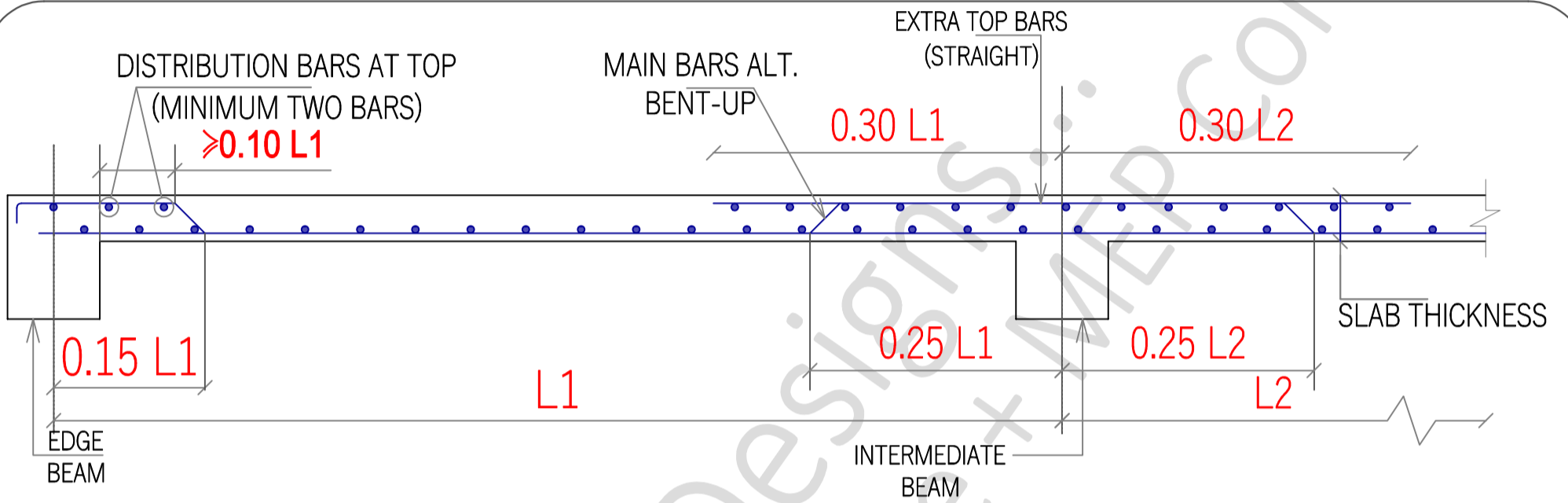
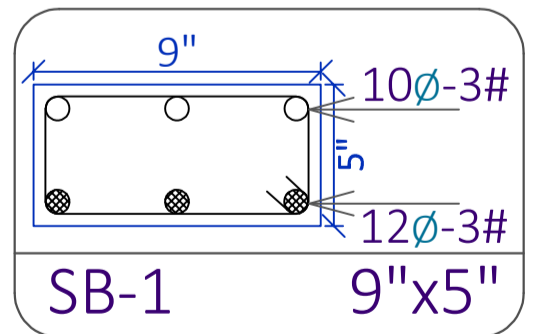


Figure - 4

Typical Slab Section for all the floors

B-1 9"x2'00"	B-2 9"x1'06"	B-3 9"x1'03"	B-4 6"x1'06"
B-1 1.25%	B-2 0.92%	B-3 0.88%	B-4 1.49%



Slab Thickness = 6"

8∅ Bent-up bars @ 5" C/C

8∅ Straight bars @ 5" C/C

12∅ Extra bars @ 1' C/C (Junctions & Ends)

- SMALLER DIA REINFORCEMENT BAR
- LARGER DIA REINFORCEMENT BAR

3rd Floor (3F) = Mumpty Floor

<b>SHEET TITLE</b> S - 1 Mumpty Beam C/S Details S - 2 Mumpty Slab C/S Details S - 3 Mumpty Beam Reinf^ C/S Details S - 4 Mumpty Slab Reinf^ Details		PROJECT BY:- <b>Estilo Design Studio</b> Ar. Monisha Gowda Ji Nagarabhavi Main Road, Bengaluru 560072 Karnataka India	GF + 3 Story building for <b>Mr. Mr RAVI Ji &amp;                  GURURAJ Ji</b>	HRK DESIGNS STRUCTURE CONSULTANTS INDIA PVT LTD Vasna Bayalli Road TP2 Gotri Road Vadodara - 391014 www.hrkdesigns.com techteam@hrkdesigns.com Gandhidham   Vadodara   Delhi   Mumbai	<b>S-32 3F Beam &amp; Reinf^ Details</b> Date - 13/09/2024 HRKD/STR/EP/13/09/24 Str Sign AKA	PVH AKA Str Engg. Str Stamp	<b>A3 PRINTS</b> HRKD/STR/GFC/13/09/24 STR - REV - 1 23/08/2024
--	--	--	---	---	--	--------------------------------------	--

# MUMPTY BEAM'S TABLE

Sr. No	Floor / Story	Beam Name	Beam Size	Beam Top Reinf <sup>^</sup>	Beam Bottom Reinf <sup>^</sup>	Concrete (Grade)	Reinforcement (Grade)
1	3F	B-1	9" x 2'	16Ø - 1# + 20Ø - 2#	20Ø - 3#	M:25 (1:1:2)	Fy:500
2		B-2	9" x 1'06"	12Ø - 2# + 16Ø - 1#	12Ø - 1# + 16Ø - 2#		
3		B-3	9" x 1'03"	12Ø - 3#	12Ø - 2# + 16Ø - 1#		

Sr.No	Description of Item	No	L	B	D	Qty.	T.Qty.
9	RCC till Mumpty Slab LVL (M:25)						
9.a	Beams						
	B1 - 9" x 2'						
	L = 35'00" / 11.00Mt's	1	11.00	0.23	0.61	1.54	
	B2 - 9" x 1'06"						
	L = 55'06" + 38'10" + (17'00" x 2) + 58'00" + 12'09" + 31'00" + 10'05" + 34'04" + 48'06" + (15'03" x 2) = 354'00" / 108.00 Mt's	1	108.00	0.23	0.46	11.43	
	B3 - 9" x 1'03"						
	L = 55'06" + 15'03" = 71'00" / 22.00 Mt's	1	22.00	0.23	0.46	2.33	
	B4 = 6" x 1'06"						
	L = (6'08" x 2) + (5'07" x 2) = 25'00" / 8.00 Mt's	1	8.00	0.23	0.46	0.85	
9.b	Col's						
	Considering 11' Ht						
	C1 - 9" x 2'	12	0.23	0.61	3.36	5.66	
	C2 - 9" x 1'06"	5	0.23	0.46	3.36	1.78	
	C3 - 6" x 1'06"	4	0.15	0.46	3.36	0.93	
9.c	Slab						
	L = 48'06" / 15.00 Mt's						
	B = 58'00" / 18.00 Mt's						
	T = 6" / 0.15 Mt's	1	22.00	17.05	0.10	37.51	
9.d	Stair Case						
	L = 26'00"	1	8.00	1.10	0.15	1.32	
	B = 3'06"						
	T = 6" / 0.15Mt's						
9.e	Lintel						
	L = 11 + 108 + 22 + 8	1	149	0.23	0.15	5.14	
						68.48	
						Add 5% Extra	3.42
						<b>Total RCC for Mumpty (M:25)</b>	<b>72.00 M3</b>

## Material Qty for RCC (M:25) 72 M3 till 3F LVL

1	Cement	3966.00	Kg's
2	Sand (Fine Agg)	43400.00	Kg's
3	Kapchi (Coarse Agg)	111600.00	Kg's

Reinf<sup>^</sup> till FF Slab LVL  $\frac{4300}{2692} = 1.59 \text{ Kg's / Ft}$

10.H	Reinf <sup>^</sup> till 3F/Mumpty Slab LVL						
	Columns						
	C1 = 9" x 2'00"	12	(L + Ht)				
	16Ø - 12#		12.00	3.50	1.58	796.44	
	Stirrups - 8Ø @ 6" C/C	12	23	3.25	0.40	354.37	
	C2 = 9" x 1'06"	5					
	12Ø - 6# +		6.00	3.50	0.89	93.33	
	16Ø - 4#		4.00	3.50	1.58	110.62	
	Stirrups - 8Ø @ 6" C/C	5	23	3.25	0.40	147.65	
	C3 = 6" x 1'06"	4					
	12Ø - 4# +		4.00	3.50	0.89	49.78	
	16Ø - 4#		4.00	3.50	1.58	88.49	
	Stirrups - 8Ø @ 6" C/C	4	23	3.25	0.40	118.12	
	Beams						
	B1 - 9" x 2'						
	L = 35'00" / 11.00 Mt's						
	Top Reinf <sup>^</sup>						
	16Ø - 1# +	1	11.00	1.00	1.58	17.38	
	20Ø - 2# +	1	11.00	2.00	1.58	34.77	
	Bottom Reinf <sup>^</sup>						
	20Ø - 3#	1	11.00	3.00	1.58	52.15	
	Stirrups - 8Ø @ 6" C/C	1	1.56	75	0.40	46.22	
	B2 - 9" x 1'06"						
	L = 354'00" / 108.00 Mt's						
	Top Reinf <sup>^</sup>						
	12Ø - 2# +	1	108.00	2.00	1.58	341.33	
	16Ø - 1#	1	108.00	1.00	1.58	170.67	
	Bottom Reinf <sup>^</sup>						
	12Ø - 1# +	1	108.00	1.00	1.58	170.67	
	16Ø - 2#	1	108.00	2.00	1.58	341.33	
	Stirrups - 8Ø @ 6" C/C	1	1.25	721	0.40	356.05	
	B3 - 9" x 1'03"						
	L = 71'00" / 22.00 Mt's						
	Top Reinf <sup>^</sup>						
	12Ø - 2# +	1	22.00	3.00	0.89	58.67	
	Bottom Reinf <sup>^</sup>						
	12Ø - 2# +	1	22.00	2.00	0.89	39.11	
	16Ø - 1#	1	22.00	1.00	1.58	34.77	
	Stirrups - 8Ø @ 6" C/C	1	1.11	148	0.40	64.90	
	B4 - 6" x 1'06"						
	L = 41'00" / 13.00 Mt's						
	Top Reinf <sup>^</sup>						
	16Ø - 2#	1	13.00	2.00	1.58	41.09	
	Bottom Reinf <sup>^</sup>						
	16Ø - 3#	1	13.00	3.00	1.58	61.63	
	Stirrups - 8Ø @ 6" C/C	1	1.05	88	0.40	36.50	
	SB1 =						
	L = 54'00" / 16.50 Mt's						
	Top Reinf <sup>^</sup>						
	10Ø - 3#	1	16.50	3	0.62	30.56	
	Bottom Reinf <sup>^</sup>						
	12Ø - 3#	1	16.50	3	0.89	44.00	
	Stirrups - 8Ø @ 6" C/C	1	0.65	111	0.40	28.50	
	Slab						
	L = 55'06" / 17.00 Mt's	1	115	17	0.62	1206.79	
	8Ø @ 6" C/C						
	B = 48'06" / 15.00 Mt's	1	101	15	0.62	935.19	
	8Ø @ 6" C/C						
						4094.88	
						Add 5% Extra	204.74
						<b>Total Reinf till 3F/Mumpty Slab LVL</b>	<b>4300.00 Kg's</b>

<b>SHEET TITLE</b>		<b>PROJECT BY:-</b>		<b>GF + 3 Story building for</b>		<b>S-33 3F Beam &amp; Reinf<sup>^</sup> Details</b>	
S-1	Mumpty Beam C/S Details	Estilo Design Studio		Ar. Monisha Gowda Ji		Date - 13/09/2024	
S-2	Mumpty Slab C/S Details	Nagarabhavi Main Road,		Bengaluru 560072 Karnataka		PVH AKA	
S-3	Mumpty Beam Reinf <sup>^</sup> C/S Details	India		Mr. Mr RAVI Ji & GURURAJ Ji		Str Engg.	
S-4	Mumpty Slab Reinf <sup>^</sup> Details					Str Sign	
						AKA	
						Str Stamp	
						A3 PRINTS	
						HRKD/STR/GFC/13/09/24	
						STR - REV - 1	
						23/08/2024	

Total Reinforcement Consumption = 38,915.00 Kg's

Till Footings = 10745.00 Kg's

Till GF Slab LVL = 8260.00 Kg's

Till FF Slab LVL = 8486.00 Kg's

Till SF Slab LVL = 7124.00 Kg's

Till 3F Slab LVL = 4300.00 Kg's

+ Stair Case + Lintel & Sill (If any)+ Elevation (If any) +  
UG/OH Tank (If any)

Total Built Up Area = 15,142.00 Sq.Ft

GF = 4150.00 Sq.Ft

FF = 4150.00 Sq.Ft

SF = 4150.00 Sq.Ft

3F = 2692.00 Sq.Ft

Reinforcement Consumption Per Sq.FT

$$\frac{38915}{15142} = 2.58 \text{ Kg's/ Ft}$$

Considering 1Kg's/Ft Addition for Stair case & Head  
Room, Lintel & Sill (If any)+ Elevation (If any) + UG/OH  
Tank (If any)

Total Steel Reinforcement consumption will be

**3.60 Kg's/Ft**

SHEET TITLE		PROJECT BY:-	GF + 3 Story building for	HRK DESIGNS STRUCTURE CONSULTANTS INDIA PVT LTD	S-34	Conclusion		
S - 1	Conclusion	Estilo Design Studio	Mr. Mr RAVI Ji & GURURAJ Ji	Vasna Bayali Road TP2 Gotri Road Vadodara - 391014	Date - 13/09/2024	PVH	AKA	A3 PRINTS
S - 2		Ar. Monisha Gowda Ji		www.hrkdesigns.com	HRKD/STR/EP/13/09/24	Str Engg.		HRKD/STR/GFC/13/09/24
S - 3		Nagarabhavi Main Road, Bengaluru 560072 Karnataka India		techteam@hrkdesigns.com	Str Sign			STR - REV - 1
S - 4				Gandhidham   Vadodara   Delhi   Mumbai	AKA	Str Stamp		23/08/2024 ***NA***